



World Food
Programme

SAVING
LIVES

CHANGING
LIVES

Ukraine

Annual Country Report 2022

Country Strategic Plan
2022 - 2022

Table of contents

Overview	3
Context and operations	8
RISK MANAGEMENT	9
Partnerships	10
CSP Financial Overview	11
Programme performance	15
STRATEGIC OUTCOME 01	15
STRATEGIC OUTCOME 02	18
Cross-cutting results	20
PROGRESS TOWARDS GENDER EQUALITY	20
PROTECTION AND ACCOUNTABILITY TO AFFECTED POPULATIONS	21
ENVIRONMENT	23
Food Systems and Local Economy	24
Data Notes	26
Annex	28
REPORTING ON BENEFICIARY INFORMATION IN WFP'S ANNUAL COUNTRY REPORTS	28
Figures and Indicators	29
BENEFICIARIES BY SEX AND AGE GROUP	29
BENEFICIARIES BY RESIDENCE STATUS	29
BENEFICIARIES BY PROGRAMME AREA	29
ANNUAL FOOD TRANSFER (MT)	30
ANNUAL CASH BASED TRANSFER AND COMMODITY VOUCHER (USD)	30
STRATEGIC OUTCOME AND OUTPUT RESULTS	30
CROSS-CUTTING INDICATORS	36

Overview

The sudden escalation of armed conflict in Ukraine on 24 February 2022 left 17.7 million people in need of humanitarian assistance [1]. This triggered the largest mass displacement in Europe since World War II. More than 14 percent of the estimated population were internally displaced[2], many of them newly food insecure. Destroyed towns led to loss of livelihoods. Devaluation of the local currency lowered the purchasing power of the population, as food became more expensive. Everyday challenges were compounded by the energy crisis during freezing temperatures. Economic shock was quickly transferred to the global economy as the world witnessed record-high food price inflation, **contributing to an unprecedented Global Food Crisis with a record 345 million people across 82 countries facing acute food insecurity**, up from 282 million at the start of 2022[3].

This prompted WFP to immediately start responding to needs in February 2022, towards the achievement of Sustainable Development Goal (SDG) 2 (Zero Hunger). What started as a three-month Limited Emergency Operation was extended until December 2022 through four upward budget revisions, to meet the rapidly growing needs. Assistance focus was adjusted from supporting refugees in the region to conflict-affected people highly vulnerable to food insecurity in Ukraine. The targeting strategy evolved from status-based to vulnerability-based, leading to geographic coverage being concentrated along the frontline over time, with minimal overlap in targeted reach between different phases. Assistance modalities including ration type and size were also adjusted to the ground learnings of the dynamic context.

Overall, WFP helped 10 million vulnerable people meet their needs across its activities in Ukraine in 2022. Around 3 million people have been consistently supported every month, many of whom relied on WFP support to meet their food needs month after month. Almost equal number of internally displaced people (IDPs) and those that remained in their towns received assistance.

WFP contributed to restoring minimum well-being by helping people meet their basic food needs. Under the in-kind food assistance program, 8 million lives have been improved with food supply. Priority was given to people in the worst impacted areas; over 80 percent of food was distributed in the frontline areas. Among this number, over 400,000 people have been served in newly accessible areas with swift and consistent support as soon as the areas became reachable.

WFP contributed to stabilizing local economy. Almost 80 percent of total expenditures from 2022 were invested in the local economy. Leveraging Ukraine's mature social protection system and context of advanced digital literacy using web-based tools and existing sophisticated financial system, cash-based operations were successfully scaled-up, reaching 2 million people in total. The cash support strengthened individual purchasing power and enabled Ukrainians to spend in their domestic markets. This direct investment in local markets contributed to overall efforts in stabilizing market volatility. Local sourcing of food items for WFP in-kind assistance also contributed to these efforts. Some of the locally procured food was utilized for other WFP operations to support global humanitarian response.

WFP provided additional support to boost the resilience of people in positions of greater vulnerability and institutions that serve them. WFP partnered with the Government of Ukraine to improve the unified social registry system, which can augment social protection and assistance coverage through improved vulnerability targeting. Leveraging the in-house knowledge in managing humanitarian cargo and logistics, WFP supported the joint initiative to re-open the maritime channels in the Black Sea, and the Government-led Grain from Ukraine initiative, helping ease the war's impact on the global food crisis.

Aligned with WFP's commitment to the achievement of SDG 17 (Partnerships for the Goals), **WFP was a key enabler for the humanitarian response across sectors in Ukraine.** Through coordination and information management services, Food Security and Livelihood Cluster, Logistics Cluster and Emergency Telecommunications Cluster supported the humanitarian community in Ukraine towards a coordinated action.

Timely and generous support from Government and Private Sector donors has enabled WFP to assist war-affected, vulnerable people through a very difficult year in Ukraine. In 2023, WFP and partners will continue to provide food and cash assistance, and to help strengthen the resilience of affected people and the institutions that serve them.

10,385,580

Total beneficiaries in 2022

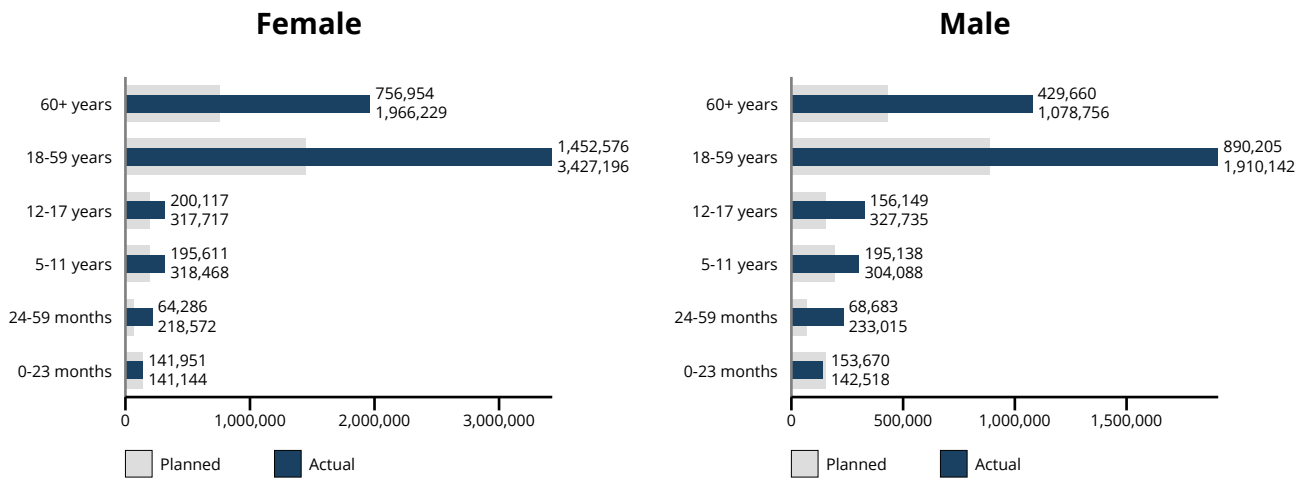


62% female

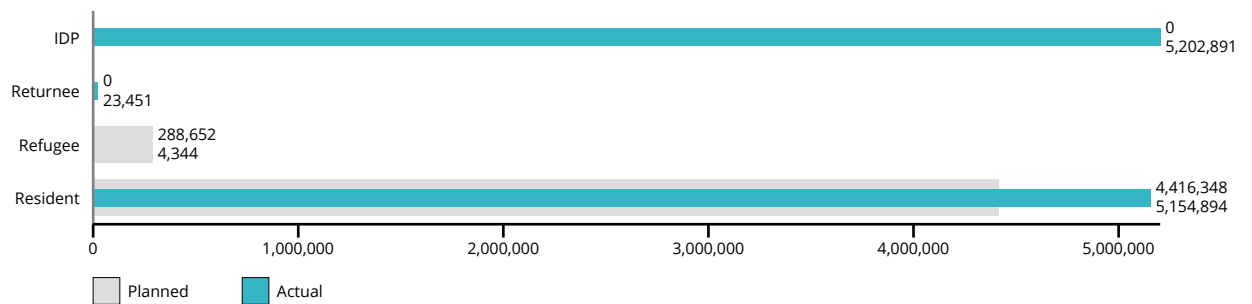


38% male

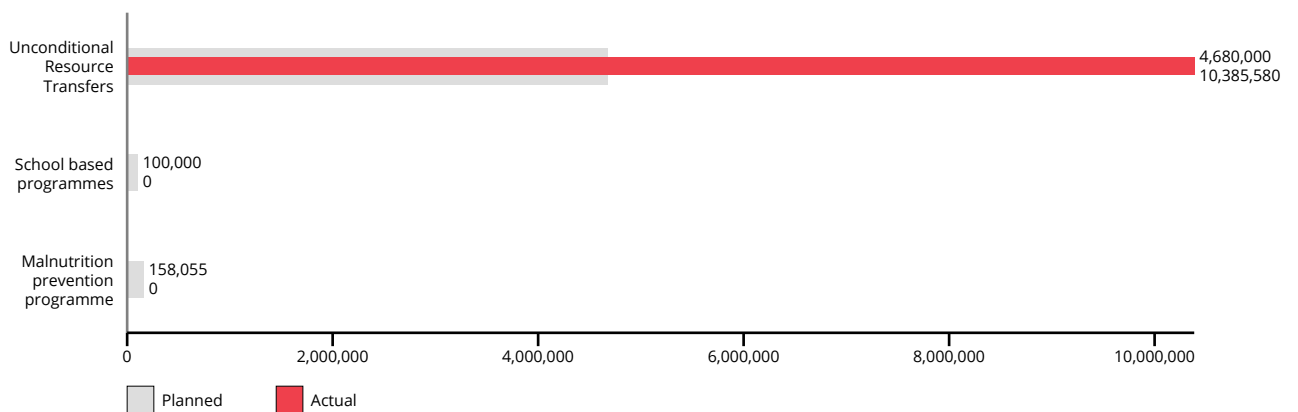
Beneficiaries by Sex and Age Group



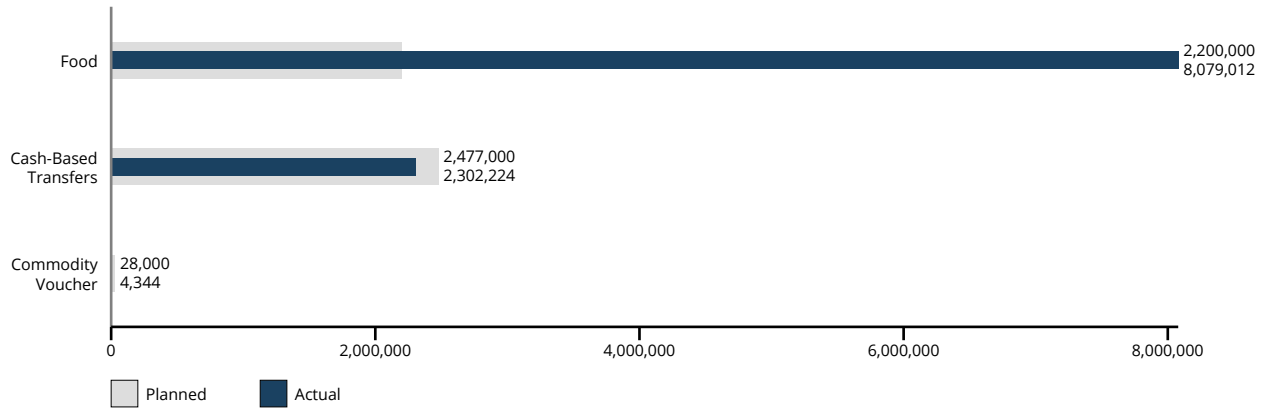
Beneficiaries by Residence Status



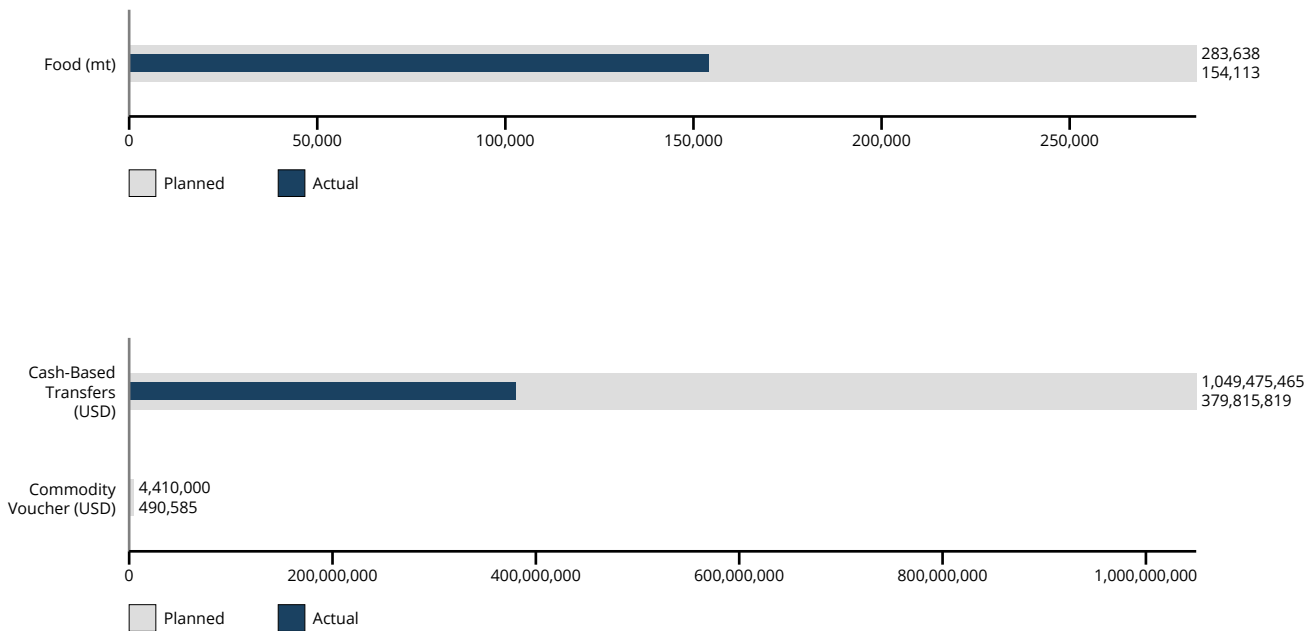
Beneficiaries by Programme Area



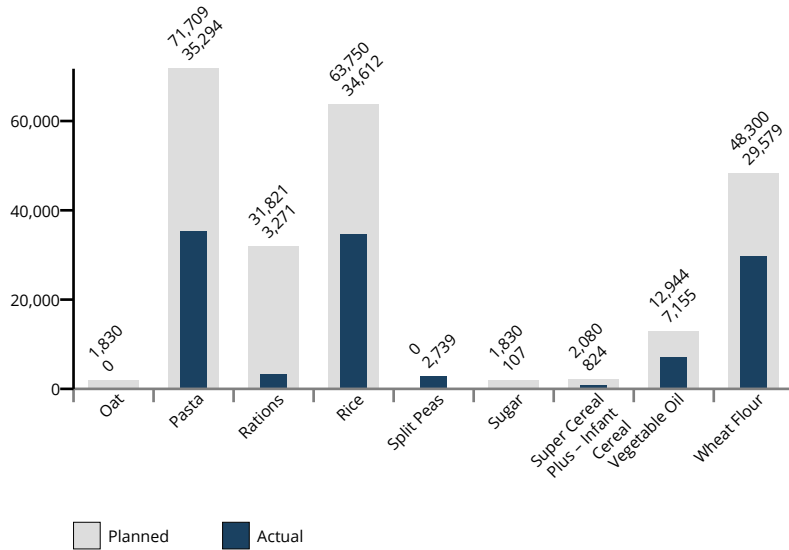
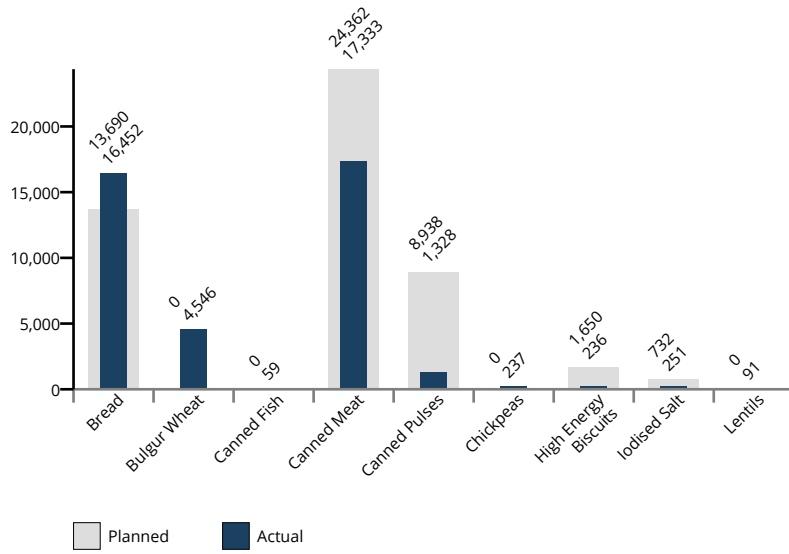
Beneficiaries by Modality



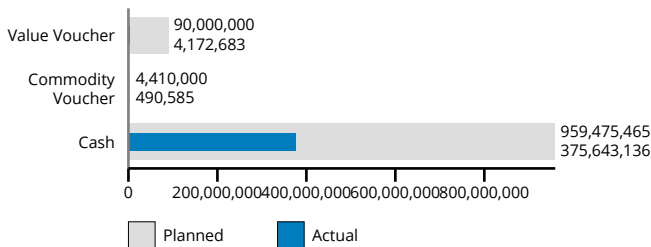
Total Transfers by Modality



Annual Food Transfer (mt)



Annual Cash Based Transfer and Commodity Voucher (USD)



Context and operations



A lower-middle income country, with an economy primarily based on industrial, agricultural, and energy exports, Ukraine has been facing an armed conflict in the recent years. The war in eastern Ukraine erupted in February 2014 following the annexation of Crimea by the Russian Federation. WFP supported the people of Ukraine until the closure of operations in December 2017.

Then, in February 2022, following the major escalation of the war, **WFP quickly re-established its humanitarian operations in Ukraine**, at the request of the Ukrainian Government. The full-scale war inflicted civilian casualties and the destruction of civilian infrastructure, forcing people to be displaced from their homes. As a result, close to 8 million Ukrainian refugees have been recorded across Europe [1], while an estimated 6.2 million people have been forced to move inside the country [2]. This mass displacement has been the largest recorded in Europe since World War II. The war also widened the gender gap; the majority of the displaced people were women, many with increased care burdens as men were conscripted.

Studies of the current conflict show the severe negative impact of the war. Ukraine was on the path to economic recovery when the war started in 2014. As a result of the conflict and the impact of the COVID-19 pandemic, the national GDP per capita was USD 4,836 in 2021, significantly lower than Europe and Central Asian average of USD 27,114 [3]. With the serious economic downturn caused by the conflict's escalation, the World Bank estimates that the national GDP for 2022 could be lower by 45 percent, with poverty higher by 55 percent in 2023 [4,5]. **The high unemployment rate and rising food prices were making everyday life very difficult for many;** The National Bank of Ukraine estimates a 35 percent unemployment rate, as inflation hit 36 percent in October compared to the same month a year before. Due to disruption in Ukraine's food systems, the price of fresh produce has skyrocketed, for example, eggs (81 percent), vegetables (79 percent), and fruits (63 percent).

As a result, the situation in Ukraine quickly turned into a deepening humanitarian crisis with global ripple effects. From March to December 2022, an estimated 17.7 million people [6] needed humanitarian assistance as a result of the conflict, as outlined in the UN flash appeal and a further 8.3 million people [7] under the Regional Refugee Response Plan. The war has also drastically reduced the total cultivable land due to the widespread unexploded ordnance and landmines. It is estimated around 30 percent of farmlands are inaccessible, forcing farm workers to move, threatening food security and livelihoods. An estimated 11.1 million people [8] are experiencing moderate to severe food insecurity in Ukraine, a number sadly on the rise. The results from the WFP outcome monitoring during 2022 showed decrease in households with acceptable food consumption level by 8 percent. **The impact of disruption**

in Ukraine's internal food system has been transferred to the overall health of global food systems. Since it has been one of the world's top agricultural producers and exporters, availability of many key agricultural commodities such as oilseeds and grains greatly decreased, contributing to a spike in global prices by 14.3 percent, the highest since records started in 1990 [9]. The conflict also severely diminished the national export capacity as Ukraine's ports were blocked, preventing the normal outflow of commodities, and in turn causing a shortage of adequate agricultural storage facilities. Unmoved agricultural cargo led to double income losses for farmers for the unsold harvest, but also limited their ability to invest in sowing for subsequent seasons.

In addition, continued hostilities caused **an energy crisis**, as repeated damages to key critical energy infrastructure led to frequent and prolonged blackouts, no heating or water, and unstable telecommunications amidst gruelling winter conditions. Food production, value chains, storage and logistics have all been affected, worsening food security.

Since the onset of the war in February, WFP immediately started serving crisis-affected people to ensure their access to food. People have been served through a combination of cash-based and in-kind modalities (aligned to WFP corporate Strategic Outcome 1), and through support to logistics coordination and emergency telecommunications as well as on-demand services (aligned to WFP corporate Strategic Outcome 5), which enhanced the broader humanitarian response. The war was initially expected to be short, hence, the very initial vision was to assist Ukraine and its neighbouring countries for three months in duration. However, as the situation evolved and additional needs were identified, the operation also changed as the war did not affect everyone equally. Accordingly, the operation quickly changed to Ukraine in-country response [10], then close to the frontline areas to serve the people deemed most vulnerable. Moldova operations, supporting refugees with hot meals started under the Ukraine operation, with its ultimate migration to its own operation from September 2022 [11]. The initial 3-month Ukraine Limited Emergency Operation (LEO) has been extended through multiple upward budget revisions until the end of December 2022.

As the war continues and the fast-paced situation changes the needs of affected people, **WFP Ukraine will continue to provide humanitarian assistance under a Transitional Interim Country Strategic Plan** from January 2023 to June 2024. WFP Ukraine will continue to monitor the conflict, anticipating needs and identifying & mitigating conflict sensitivity risks. Alongside the Government, donors and other partners, cash and food assistance will continue to respond to people's most urgent needs. Coordination of common services (Logistics and Emergency Telecommunications) and the Food Security and Livelihood Cluster as well as on-demand services will continue contributing to the overall harmonized humanitarian response. In addition, WFP will continue to support enhancing the social protection system, rehabilitate local livelihoods, and focus on boosting local economies, to help build resilience and an eventual hand-over.

Risk Management

WFP in Ukraine navigated through a complex fast-changing risk landscape in 2022 through: *Risk identification and assessment, Mitigation action planning and implementation, and Risk monitoring.* Daily management meetings facilitated timely identification of challenges and solutions. A dedicated risk officer ensured the implementation of WFP's oversight and internal control frameworks and enterprise risk management policy. Risk management and oversight committee, and frequent update of the risk register facilitated close monitoring. WFP carried out an internal audit of Ukraine operations in the last quarter of 2022, with findings expected in the first quarter of 2023.

Besides the traditional security concerns in an armed conflict, **the energy crisis engulfed Ukraine due to targeted attacks on critical infrastructure during winter.** Security threats were monitored in coordination with the Security Management Team and other partners on the ground. Accordingly, security plans were developed and reviewed regularly, including eventual relocation, and crisis scenarios such as nuclear threats. Independent fuel supplies have been secured for the operation, and some suppliers and partners have been provided with power generators for operational continuity.

The evolution of frontline and war dynamics led to changing de facto territorial control of the Government of Ukraine in the east and south, which determined access to people in need. Prioritizing providing swift support as new people in need became accessible, WFP maintained its agile approach to ensure robustness of assistance, by coordinating with its partners. Vulnerability targeting was enhanced by co-chairing Operations Management Team (OMT) and Programme Management Team (PMT) under the United Nations Country Team, and the active engagement in the Cash Working Group and with government partners. A Community Feedback Mechanism was utilized to inform programming, while enforcing basic humanitarian principles of neutrality, impartiality and operational independence aligned with the overall United Nations framework.

Partnerships

WFP's achievements in Ukraine in 2022 were possible thanks to the relationships and partnerships forged throughout the year.

In less than twelve months, WFP Ukraine developed and consolidated over 120 strategic partnerships related to resourcing, advocacy, coordination and implementation - starting with the host country, **the Government of Ukraine**. From the onset of the war, WFP has continuously delivered lifesaving assistance demonstrating commitment and predictability in this response. This set the foundation for a strong and open collaboration with the Government of Ukraine including, but not limited to, the Ministry of Foreign Affairs, the Ministry of Social Policy and the Ministry of Agrarian Policy and Food. This collaboration was critical to the rapid scale-up of emergency response.

In May, **WFP took a strategic decision to work within existing national systems and alongside Ukrainian authorities so they can better support targeting and eventually lead those interventions**. By doing so, WFP became the partner of choice for the Government to guide the consolidation of various databases and set-up of the Unified Information System for the Social Sphere (UISSS), a single social registry platform to better address gaps in coverage of humanitarian assistance, and national social protection schemes.

Another strategic decision was to design all interventions in a way that they meaningfully contribute to the local economy. In 2022, WFP aimed to maintain its long-lasting relationship with Ukraine as a buyer. It has worked to increase its pool of local suppliers for the in-country operations and has been a strong advocate of the re-opening of the Black Sea Ports. Within a few weeks of the signature of the Black Sea Grain Initiative, WFP chartered a vessel to transport food out of the country. WFP acted as a guarantor to the commercial sector showing that the corridor was safe and reliable - with volumes of export growing each month. In September, the Government of Ukraine expressed interest in providing WFP with in-kind grain donations for its operations in Ethiopia and Somalia while requesting support to cover associated costs for transport and distributions. In November, through the "Grain from Ukraine" Initiative, WFP received over USD 100 million in contributions and pledges from 19 Governments which will be used to buy grain from Ukrainian suppliers and transport them to countries where high levels of food insecurity have been reported. WFP's dynamic and trustworthy collaboration with the Government of Ukraine has had a multiplier effect on WFP's global ability to source commodities for its largest operations.

WFP's donor landscape in Ukraine has been quite distinctive, highlighting the diversity of funding sources. Received contributions have given WFP the needed flexibility to operate within Ukraine and neighbouring countries and to adjust its delivery modality depending on the rapidly evolving context. Most of funds were confirmed at the level of the operation thus giving the flexibility to allocate resources where needed. The United States has been the main donor to WFP Ukraine emergency response, contributing over 55 percent of all funds received.

It is also worth noting that WFP has received unprecedented support from private donors. From individuals to corporations and foundations, WFP registered contributions from over 70 different entities, making private donors the second largest contributor to the response.

Finally, **WFP has received allocations from new Government partners** such as Micronesia Federated States and from Government partners in the vicinity of the emergency such as Slovakia, Czech Republic and Slovenia **showcasing global concern and solidarity in addressing food insecurity**.

To maximize the impact of its interventions, WFP worked closely with other partners and United Nations agencies who had been operating in Ukraine prior to the war. WFP's engagement with the Food and Agriculture Organization (FAO) has been instrumental to grasp a full understanding of the agriculture sector and biggest needs. Both agencies have been working hand in hand to identify concrete projects which will support farmers and the Ukrainian food systems. Similarly, WFP has actively participated in the Cash Working Group to define a common approach on the provision of cash assistance - WFP and the United Nations Children's Fund (UNICEF) co-led the task team on strengthening linkage between humanitarian cash and national social protection. Moreover, both agencies explored how to support the Ukrainian schools and feed vulnerable children.

WFP worked with eight non-governmental organizations - of which half were national. Given the lack of emergency food assistance prior to 24 February 2022 in the country, WFP faced challenges in finding partners with experience in this field. As a substitute, WFP contracted organisations which have demonstrated local capacity and supported them with various trainings to strengthen their understanding of food assistance and humanitarian principles. These investments have proven effective with more local partners expected to be onboarded in 2023.

CSP Financial Overview

As an operation initially expected to support 200,000 people with USD 50 million original budget for three months, WFP Ukraine Limited Emergency Operation (LEO) quickly expanded to meet the increased needs. The operation received high level of contributions, mostly from directed multilateral contributions. The seemingly low overall funding percentage of 45% against the needs-based requirements of USD 1.95 billion is mainly due to the fast-changing war in Ukraine and related emergency context; the Ukrainian currency was devalued, the food rations were diversified with a reduced size over time as the needs evolved. The Logistics Cluster and the Emergency Telecommunications Cluster activities were very well funded at 70% and 93% respectively.

WFP in Ukraine went through four budget revisions in 2022, which reflects the very fluid nature of the operational context, as well as the need to adapt in a very agile manner. The revisions progressively increased requirements and the duration from three to nine months. On top of this, the nature of the response significantly changed over the course of the year. The original plan included provision of pre-packaged food rations for both General Food Assistance and the Immediate Response interventions. Due to a lack of suppliers, and issues encountered in procurement, WFP quickly shifted to procurement of individual commodities in the first budget revision. The second budget revision was of a technical nature to ensure that WFP could respond with both in-kind and cash-based transfers in the neighbouring countries should it be called to do so. Budget revision three extended the project duration by two months to August 2022, increased the initial beneficiaries by almost 60%, and introduced supplementary feeding. A significant increase in value was observed in the last budget revision due to the extension of the project until December 2022, a start of pilot emergency school feeding initiative, and an alignment of the increasing commodity costs with the target of procuring 85% of the planned basket from local suppliers.

Top donors for this operation included the United States, Private Donors, Germany, Canada, and the European Commission which collectively represented 80 percent of the funding received. The flexibility afforded by the donors allowed WFP to respond to shifting and increasing needs on the ground.

An additional critical factor in the success of WFP's response under the Limited Emergency Operation was the use of the advance financing mechanism, with a total of USD 300 million granted, which represented 34 percent of the allocated resources. This ensured timely and uninterrupted assistance to the people in need, as lengthy lead time for procurement of necessary commodities forced careful advance planning for a healthy pipeline.

Costs were aligned with WFP level of funding with a consumption of funds at 87 percent. One of the major challenges felt during the setup of the operation was to quickly find local staff with the needed skills. Through mobilizing Temporary Duty Assignments (TDY) and short-term staff capabilities available in other countries, WFP Ukraine quickly established its needed operational capacity, then through training, nationalized majority of the staff capacity over time.









WFP Ukraine's experience during LEO demonstrated its capacity to rapidly scale-up an operation with Cash Based Transfers, engaging effectively with the country's social protection system. The mature digital literacy among the population using web-based tools and the sophisticated financial market system found in Ukraine enabled this result.

WFP Ukraine operation benefited from all the changes that were implemented due to and during the COVID-19 pandemic, maximizing the remote support when appropriate, automation of processes, and near zero paper presence in units such as Finance, which traditionally was heavily paper-based.

Annual CSP Financial Overview by Strategic Outcome (Amount in USD)

	Needs Based Plan	Implementation Plan	Available Resources	Expenditure
SR 1. Everyone has access to food	 1,767,669,827	 1,154,647,268	 786,044,595	 687,729,818
SO01: Crisis-affected populations are able to meet their basic food needs.	 1,767,669,827	 1,154,647,268	 786,044,595	 687,729,818
Activity 01: Provide emergency food assistance to crisis-affected populations in Ukraine	 1,708,435,814	 1,145,444,972	 779,909,275	 681,644,153
Activity 05: Provide emergency food assistance to crisis-affected populations in Poland	 6,772,473	 0	 0	 0
Activity 06: Provide emergency food assistance to crisis-affected populations in Moldova	 25,371,647	 9,202,296	 6,135,320	 6,085,664
Activity 07: Provide emergency food assistance to crisis-affected populations in Romania	 6,772,473	 0	 0	 0
Activity 08: Provide emergency food assistance to crisis-affected populations in Slovakia	 6,772,473	 0	 0	 0
Activity 09: Provide emergency food assistance to crisis-affected populations in Hungary	 6,772,473	 0	 0	 0
Activity 10: Provide emergency food assistance to crisis-affected populations in other countries	 6,772,473	 0	 0	 0

SR 8. Sharing of knowledge, expertise and technology strengthen global partnership support to country efforts to achieve the SDGs	20,294,913	12,843,040	11,463,712	7,179,830
SO02: Humanitarian partners have access to reliable coordination and services including support in logistics coordination, emergency telecommunications, and on-demand services to enable effective humanitarian response.	20,294,913	12,843,040	11,463,712	7,179,830
Activity 02: Provide technical assistance through the Logistics Cluster to counterparts and partners to improve emergency logistics coordination and supply chain management	10,019,924	8,052,687	6,979,380	4,452,745
Activity 03: Provide technical assistance through the Emergency Telecommunications Cluster to counterparts and other partners to improve emergency communication infrastructure and coordination mechanisms	3,250,857	3,250,857	3,038,796	1,405,829
Activity 04: Provide on-demand services to humanitarian and development partners	7,024,131	1,539,494	1,445,535	1,321,255
Non-strategic result	0	0	6,969,719	0
Total Direct Operational Costs	1,787,964,741	1,167,490,308	797,508,308	694,909,649
Direct Support Costs (DSC)	40,137,807	26,208,850	23,005,153	12,345,398
Total Direct Costs	1,828,102,548	1,193,699,159	820,513,461	707,255,047

Indirect Support Costs (ISC)	 118,359,847	 77,488,131	 53,518,139	 53,518,139
Grand Total	 1,946,462,396	 1,271,187,291	 881,001,320	 760,773,187

Programme performance

Strategic outcome 01: Crisis-affected populations are able to meet their basic food needs.



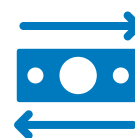
40 percent of Ukraine's population was in need of assistance



10.3 million people assisted with Food and Cash



8 million people received Food assistance



2.3 million people received Cash assistance (Multi-Purpose Cash and Value Vouchers)

With the sudden escalation of the war in 2022, the humanitarian needs in Ukraine quickly became obvious. At the request of the Government of Ukraine, WFP immediately started providing life-saving assistance to crisis-affected people to meet their basic food needs. **Under Strategic Outcome 1, over 10 million people in need have been served in 2022 through food and cash assistance.**

The assistance strategy evolved according to the war developments. At the beginning of the operation, mass migration was recorded across Europe. Accordingly, the initial vision under the three-month long Limited Emergency Operation (LEO) included assisting refugees in neighbouring countries. As refugees abroad received support from the host Governments, the vision was revised to support the war-affected internally displaced people (IDPs) in Ukraine, with a geographic coverage of the assistance spanning IDPs across Ukraine. Cash assistance was focused in areas where markets remained functional, and in other areas, food assistance was provided. As the intense fighting along the frontline concentrated in the east and south of Ukraine, the overall assistance priority also shifted to providing in-kind food assistance to the newly accessible areas. By the end of 2022, both in-kind and cash assistance were concentrated around the frontline, with either in-kind or cash assistance modality chosen depending on suitability, defined by market functionality assessments and beneficiary preference.

In-Kind Assistance

WFP served more than 8 million people in need with food through various modalities. In-kind food assistance programme assisted beneficiaries with bread, rapid response rations, and General Food Distribution (GFD) comprising 30-day rations, supplementary feeding (Infant Cereal) and institutional feeding. Rapid response rations were designed to meet the short-term food needs for up to 5 days, targeted for vulnerable people in unstable situation likely on the move. 30-day rations were designed to meet longer term food needs for a month, targeted for war-affected people in need in more stable situations. Complementary cereal for 6-23 month old children was distributed to families with children of this age group, when they received their 30-day rations, as the ongoing crisis further affected nutrient intake among infants and young children. An institutional feeding program was carried out in partnership with local authorities, as they distributed 30-day rations in institutions such as hospitals, orphanages, and displacement centers. More women were served, as men were conscripted.

Each food assistance modality was carefully designed, considering expected changes in beneficiary status to provide tailored assistance specific to the target group. Bread and rapid response rations were distributed first in most volatile areas, then depending on the need, the assistance modality was shifted to GFD.

The war in Ukraine posed a unique set of food procurement and distribution challenges. The closure of maritime channels until the reopening of the Black Sea ports, and limited overland transport options due to security concerns, restricted movement of commodities, complicating food pipelines and increasing the lead time for procurement. The energy crisis due to targeted attacks on critical infrastructure also negatively affected supply of GFD food baskets.

Security concerns posed access challenges to hard-to-reach areas.

Amid the crisis, innovative solutions were adopted, and supported by global actors. International procurement challenges have been mitigated by localizing WFP's supplier base and adapting the food basket composition to the local context. When GFD food basket supply challenges were caused by power outages, power generators were provided to warehouses to continue kitting, while cooperating partners stepped into support portioning wheat flour at distribution points, as suppliers struggled to produce smaller packages required for each food basket.

Cash Assistance

WFP implemented the largest humanitarian Cash-Based Transfer (CBT) operation in Ukraine, reaching 2.3 million Ukrainians in need with multi-purpose cash and voucher assistance in 2022 in two phases.

The first phase of cash distributions, from March to July, targeted IDPs in coordination with the Ukraine Cash Working Group. During this phase, most of the CBT efforts were directed towards central and western Oblasts, where the majority of the IDPs had moved in the beginning of the conflict. In collaboration with the Ministry of Social Policy (MoSP), local authorities, and cooperating partners, WFP was able to enrol and assist over 1 million IDPs by the month of July. To reduce exclusion errors, out of these 1 million beneficiaries, approximately 80 percent were registered through lists received from MoSP and 20 percent through self-registration.

In the month of August, WFP re-defined its targeting strategy for CBT, moving from a status-based to a vulnerability-based approach, due to the return of IDPs to the central and eastern Oblasts and provision of social benefits from the government of Ukraine to IDPs. This shift marked the second phase from August to December period, as geographically WFP also started to prioritize the delivery of Multi-Purpose Cash Assistance (MPCA) to eastern and southern Oblasts, closer to the contact line.

WFP also played a key role in reducing overall inclusion errors in Ukraine, by establishing and coordinating Building Blocks, a WFP-designed tool that was used as the main de-duplication tool by the Ukraine Cash Working Group in 2022. The tool helped improve the efficiency of cash distributions between 30 partners, saving USD 35 million of potential duplicate transfers between agencies by the end of August 2022.

WFP's cash assistance program served the most vulnerable population affected by the armed conflict in areas where food is available in the market, which promoted rehabilitation of local market conditions. Up to five individuals per household received a monthly cash transfer equal to 2,220 UAH through banks, facilitated by the money transfer company, Western Union (WU).

Cash transactions were redeemed at banks via WU codes sent to beneficiaries' mobile phones by SMS. More than 95 percent of WFP CBT beneficiaries received MPCA, while value vouchers were also distributed. They were redeemed against products of choice in contracted retail outlets, helping to support the re-opening of key retail food outlets in areas directly affected by the conflict.

Cash assistance activities in Ukraine highlighted the potential of an effective private sector engagement. The rapid scale up of the CBT activity within the emergency response was leveraged on WFP's private sector engagement with Western Union. By utilising the global agreement, within three months, WFP was distributing approximately USD 65 million per month to nearly 850,000 people.

Although the majority of CBT beneficiaries had no issues accessing cash, several areas for improvement were identified regarding MPCA delivery and cash disbursements related to low literacy levels, digital knowledge, internet and phone connectivity, or mobility issues. As a result, WFP diversified its means of communication, adapted SMS messages, worked with MoSP to enhance their communication platforms, established a hotline, opened a Facebook page and worked with NGO partners to communicate with specific vulnerable groups such as people with disabilities through the National Association of People with Disabilities.

The large size of the CBT operation required the management of a large amount of beneficiary data and the need to coordinate with different digital systems to enhance programme quality and CBT assurance. The CBT Unit had to simultaneously work with regional and global units, as well as with internal and external actors, to implement the CBT Operation. When issues arose, it was a challenge to identify the root of the problem and to coordinate an effective solution, as the task exceeded the capacity of the office in Ukraine at times. The Regional Bureau and the Headquarters' support augmented the capacity through daily engagement with the Ukraine Country Office.

School Feeding

In 2022, WFP laid the foundation for a pilot school feeding programme to commence in 2023. Following the budget revision 4, the cash-based transfer modality included a school meals program in addition to multi-purpose cash and value vouchers. Since then, WFP has designed a pilot school feeding programme together with UNICEF, the Ministry of Education and Science (MoES), and the Office of the First Lady.

The process took three steps starting with the initial scoping mission in July. WFP is planning to provide hot meals to the Back to Learning Initiative jointly led by UNICEF, MoES, and the Office of the First Lady. Under this initiative 1,000 hub schools across Ukraine are targeted for varying education initiatives.

WFP conducted a two-tiered targeting exercise within these hub schools 1) Oblast level targeting, and 2) School level targeting. The overall goal is to target areas with the highest level of IDP children, large number of schools with offline education, and highest level of food insecurity. Through this exercise, Kyiv Oblast was chosen.

Strategic outcome 02: Humanitarian partners have access to reliable coordination and services including support in logistics coordination, emergency telecommunications, and on-demand services to enable effective humanitarian response.



The **Food Security and Livelihoods Cluster** coordinated **70 partners**



The **Logistics Cluster** brought together **188 organizations**



The **Emergency Telecommunications Cluster (ETC)** supported over **285 humanitarian responders** from **13 partner agencies**

In 2022, **WFP provided coordination and services in food security and livelihoods, logistics, and emergency telecommunications to the humanitarian community.** The coordination and services enabled humanitarian actors to meet the needs of the people as one, in line with Strategic Outcome 5 of the corporate WFP Strategic Plan (Humanitarian & development actors are more efficient and effective), and Sustainable Development Goal 17 (Partnerships for the Goals). All clusters provided information management services, facilitating access to information for the general public, but also essential for coordinated humanitarian action.

Food Security and Livelihoods Cluster (FSLC)

Co-led by WFP and FAO, **the FSLC coordinated strategic humanitarian response** 1) to ensure immediate access to food insecure people through lifesaving assistance and 2) strengthen self-reliance and contribute to the economic capacity by protecting and restoring agricultural and non-agricultural livelihoods. The FSLC chaired the Food Assistance Working Group and Livelihood Working Group, while participating in inter-agency missions and assessments, and Oblast level coordination meetings. Seventy partners worked with the FSLC, while additional 386 organizations participated through mailing lists, meetings, and trainings. Food requests from the Government and other organizations were also facilitated for 523,440 people across 20 Oblasts in Ukraine.

For the Food Assistance component, the partners reached an estimated 11.8 million people. The beneficiaries were reached through general food distribution, rapid response rations, hot meals and bread packages, and commodity value vouchers. As the year progressed and more access was gained, with similar changes in line with WFP, the response moved from the west and central Ukraine to the east and south of the country, closest to the conflict line.

For the Livelihoods component, the partners reached estimated 0.4 million people through livestock and poultry support, provision of livelihood grants and assets, income generation activities, and trainings. The total beneficiary numbers may include overlaps due to extensive movement of internally displaced people and the martial law, which posed significant challenges to verify unique beneficiaries.

Logistics Cluster

The WFP-led Logistics Cluster worked as a key enabler of the humanitarian response, through logistics coordination, bringing together 188 organizations since its activation on 3 March 2022. While initial Cluster coordination and information management capacity was established in the region across Hungary, Moldova, Romania and Slovakia, the central operational hub was established in Poland, from where common services were coordinated and facilitated. In May, the four hubs mainly focusing on coordination and information management were phased-out, while the Polish operational hub was phased-out on 31 August.

To take a more in-depth measure of partners' needs within a fast-evolving context and relative humanitarian response, in June 2022 **the Logistics Cluster conducted a Gaps and Needs Analysis (GNA) as well as a GNA refresher in September 2022, to reassess humanitarian partners' common logistical needs and constraints.** The key results informed the further adaptation of its Concept of Operations (ConOps). The adjustments to the operational set-up aimed at strengthening the Cluster's focus on the response inside Ukraine, specifically **towards hard-to-reach areas across eastern and southern regions.**

Common storage locations which were originally set up in Poland, as well as those inside Ukraine in Chernivtsi, Lviv, Ternopil, and Vinnytsia, were closed in favour of opening new warehouse facilities in strategic forward locations to serve the most hard-to-reach areas. By the end of 2022, the common storage capacity totalled 11,000 square metres, made available to partners in Dnipro, Kyiv, Kropyvnytsky, and Odesa. The Cluster received 43,869 m³ of relief items into

common storage, on behalf of 37 partners.

Overall, 8,446 metric tons of humanitarian aid were facilitated on behalf of 32 partners, for road transport to 125 locations across Poland and 15 Ukraine regions. Of the relief items transported, 1,549 mt of cargo were consolidated, and transport facilitated for 26 inter-agency convoys (planned and coordinated by OCHA), on behalf of 13 partners.

Emergency Telecommunications Cluster (ETC)

The WFP-led ETC rapidly set up and supported data connectivity and reliable security communication services, crucial for effective humanitarian response in the new Ukraine emergency. The ETC provided its services to five locations in Dnipro, Lviv, Kyiv, Mukachevo, and Odesa; two UN Department of Safety and Security (UNDSS) Security Information and Operations Centres (SIOC) were supported in Lviv and Mukachevo, while over 285 humanitarian responders from 13 partner agencies were supported with the ETC connectivity services in Lviv, Dnipro, and Odesa. The ETC connectivity services were strengthened by cybersecurity and network solutions from global partners to mitigate against the cybersecurity threats prevalent in this emergency. The very high frequency (VHF) radio infrastructure was operationalized in Odesa, Dnipro and Kyiv as a back-up means of telecommunications in the country and the network continues to be expanded in additional locations.

The ETC connected over 16,000 Ukrainians with access to humanitarian assistance via its Chatbot messaging service. Collaborating with partners to increase accountability towards affected populations, the ETC Chatbot was launched in April, providing information to those in need about available humanitarian aid, their human rights, and referral methods. As a common inter-agency platform available on Telegram and Viber, the Chatbot goes by the name vBezpetsi (вБезпечі in Ukrainian), which translates to "safe spaces".

Cross-cutting results

Progress towards gender equality

Improved gender equality and women's empowerment among WFP-assisted population

Until the escalation of the armed conflict in 2022, gender equality was improving in Ukraine, as the gender inequality index decreased from 0.472 in 1991 to 0.2 in 2021. However, **the war widened the existing gender gap, especially for women and girls** [1]. Out of 6.2 million internally displaced people (IDPs), 61 percent were women [2], denoting more women population were displaced, affected by the war. Constriction of men, and lack of access to social services including schools and strained community resources have increased the care burden of women responsible for the care of children, persons with disabilities, and elderly family members. WFP hotline statistics corroborated this, as 78 percent of callers were women, indicating significantly more active engagement of women in household provision.

As the country faced a war-induced economic downturn and following resourcing gap due to war efforts and rehabilitation of damaged infrastructure, resources have been diverted from social protection programs and safety nets, putting various vulnerable groups of displaced and conflict-affected women (i.e. low-income, caring for children and elderly, pregnant, breastfeeding, older women, women with disabilities and chronic illness, and gender-based violence (GBV) survivors) under increased protection and safety risks.

Beyond the insufficient resources of social safety nets, women and people from minority groups on the gender spectrum are often at risk of being excluded from the social registries due to stigma and discrimination. These groups include those who are living with HIV and/or TB, Roma women, sex workers, women using drugs, and other lesbian, gay, bisexual, transgender, intersex, queer/questioning, asexual (LGBTIQ+) community representatives. The ongoing conflict heightened the existing risks and vulnerabilities especially for these people.

To ensure inclusion of the vulnerable groups in WFP Ukraine's humanitarian assistance, and to advocate for their visibility, strategic partnerships have been established. On the in-kind food distribution front, *All-Ukrainian network of people living with HIV (PLHIV) '100% Life'* became one of the cooperating partners, as it has extensive experience and geographic coverage in reaching PLHIV, sexual partners of PLHIV, vulnerable adolescents, including those living with HIV, LGBTIQ+, people who use drugs and sex workers. Working with 100% Life, women-led community-based organizations have been engaged in providing first-level emergency assistance. In addition, sensitization work on gender inclusion has been done to cooperating partners through trainings. 400 field workers have been trained in 2022, half of them were women.

On the cash-based assistance front, **partnership with the Ministry of Social Policy helped refine the targeting criteria to ensure inclusion of the vulnerable groups**, including the elderly group. Due to the longer life expectancy, the majority of elderly on the registry is women. 73 percent of the households served under the cash program were headed by a woman. Transfers to low-income families with children and WFP's support to school feeding contribute to easing the increased care burden on women.

Protection and accountability to affected populations

Affected populations are able to benefit from WFP programmes in a manner that ensures and promotes their safety, dignity and integrity. Affected populations are able to hold WFP and partners accountable for meeting their hunger needs in a manner that reflects their views and preferences

The 2022 escalation of hostilities in Ukraine presented a complex context with high risks in ensuring protection and accountability to the affected populations. According to the 2022 UN flash appeal in Ukraine, the conflict has left 17.7 million people with protection, shelter and food needs. Increased risks have been noted among women, older people, persons with disabilities, persons living with critical medical conditions (HIV, TB), single care providers and their dependants, persons from discriminated minority groups such as Roma and LGBTIQ+. **The fast-changing nature of the war introduced a complicated social landscape particularly for residents of the conflict-affected areas and many internally displaced people (IDPs);** many families were separated due to relocation, many people lost their jobs, men were conscripted. All led to increased psychosocial, health and economic burdens on the families and more household care responsibilities on women. Focusing on immediately meeting the fast-emerging needs at the sudden onset of crisis, initial blanket approach did not target specific individuals or groups. High movement of people posed significant challenges in tracking such data at the beginning of the operation, however as the operation matured, disaggregated information was collected and monitored. Process and outcome monitoring data for cash and food assistance have been disaggregated by age, sex, disability, and displacement status.

By the end of December 2022, 137,258 highly at-risk individuals (51 percent of women and 49 percent of men) were reached through community-based organizations with in-kind humanitarian assistance. Many of them experienced multiple vulnerabilities, as among the group, there were 63,892 persons with disabilities, 58,926 people living with HIV, 11,294 TB-patients, 7,062 LGBTIQ+, and others.

WFP quickly established and increased the capacity for a toll-free hotline, prioritizing communication with people in need. The two-way community feedback mechanism (CFM) provided necessary information in both Ukrainian and Russian languages. Proving to be popular and useful, in 2022 the hotline processed an average of almost 1,500 calls daily, not accounting for unprocessed calls, as the demand exceeded the capacity of the call center. Although periodic variation in the call volume was observed, the overall trend indicated a consistent uptick in the number of calls received, as the WFP assistance programs evolved to be better known among the people in need. The hotline increased the understanding of the demographics and informed WFP operations to increase accountability to affected populations. Close to 250,000 calls have been processed since the launch of the call center. Out of the total, 77 percent of callers were women, 58 percent were adults (18-59), and 41 percent were older persons (60 and above). 52 percent of CFM users were Ukrainian IDPs, while 42 percent were non-displaced Ukrainians.

Raising awareness of protection from sexual abuse and exploitation (PSEA), and fraud or corruption has been an integral part of WFP operations in Ukraine. For beneficiaries, PSEA related information was publicized through both online and offline channels in Ukrainian. In addition to social media pages, ETC's chatbot, and WFP's hotline, the information materials were displayed and distributed at food distribution points and information helpdesks of the cooperating partners. Awareness of PSEA was raised among staff members and involved partners primarily through trainings delivered in Ukrainian. By including field offices, call center operators, and anyone directly interacting with beneficiaries such as suppliers, in the training, WFP Ukraine sought to raise the awareness among all stakeholders. More than 500 humanitarian workers from various fields of work (i.e. Monitoring enumerators, call center operators, cooperating partners, etc.) have been trained. Moreover, focal points for PSEA have been established for the country office and field offices to ensure related concerns are properly addressed in a confidential manner.

Partnerships improved protection and accountability to affected populations. To ensure humanitarian assistance is reaching people who need additional protection, **WFP established partnerships with Ukrainian community-based organizations** targeting people living with HIV, TB-patients, LGBTIQ+ community, Roma community, and persons with disabilities. *All-Ukrainian network of people living with HIV (PLHIV) '100% Life'* became WFP's cooperating partner with comprehensive geographic coverage. This partnership enabled deeper reach among minority groups with in-kind assistance, leveraging their experience in working with a wide range of different vulnerable people (i.e. specific subgroups of PLHIV, vulnerable adolescents, sex workers, former prisoners). As a result, 58,926 people living with HIV were served with food assistance, accounting for 39 percent of all people with HIV on medical surveillance in Ukraine, the country with the second highest prevalence of HIV in Europe.

WFP engaged with other humanitarian actors in the protection cluster to coordinate efforts towards appropriate localization, conflict sensitivity, and diversity inclusion. This includes participation in the Protection Cluster, Gender Based Violence (GBV) Sub- Cluster, PSEA Task Force, AAP working group, and Gender in Humanitarian Action working group, while WFP expertise in these areas was provided to the FSL cluster. WFP also integrated inter-agency recommended GBV pathways into its operations.

Creative solutions were adopted to boost accountability to affected populations. The cash program in Ukraine sends out a unique Money Transfer Control Number (MTCN) via SMS to beneficiaries, with which recipients can identify themselves for cash out. Ukraine's energy crisis made it unreliable to ensure that beneficiaries were receiving the codes electronically. To mitigate this, WFP started using local postal service to deliver the codes to beneficiaries via mail. For the food assistance, with the support from community-based organizations, and Ukrainian NGO networks, door-to-door and peer-to-peer deliveries were made. This mitigated potential exclusion risks for vulnerable groups by facilitating access to humanitarian assistance.

At the start of the operation in 2022, WFP had to quickly establish recognition as Ukraine had limited humanitarian responses and partner footprints. Despite the beneficiary awareness challenge WFP faced, by the end of 2022, 56 percent of WFP beneficiaries were informed about programme. Overall, 99 percent of both food and cash beneficiaries reported not having issues in accessing WFP programmes or issues related to their safety or dignity when collecting WFP assistance, according to post distribution monitoring. In 2023, WFP and its partners will continue to invest more in visibility and beneficiary sensitization.

Environment

Targeted communities benefit from WFP programmes in a manner that does not harm the environment

With limited resources, WFP Ukraine Limited Emergency Operation focused on meeting the immediate food needs during the crisis, hence, environment-related metrics were not measured and monitored. When establishing a WFP presence in Ukraine, every effort was made to co-locate WFP and other UN agencies in common premises where possible to maximise resource efficiency. Well-established local authority regulations on municipal waste management and recycling were fully supported by WFP and its staff, and WFP support functions are conducted paperlessly to the extent possible. These efforts will carry forward in 2023.

Food Systems and Local Economy



The conflict severely disrupted Ukraine's food systems, hampering the country's ability to export agricultural products, putting a strain on storage facilities, and leaving Ukrainian farmers with potentially devastating income losses. Access to markets for agricultural products and other commodities has been negatively impacted by the difficulties faced by national and international supply chains. The Black Sea ports, through which more than 95 percent of grain was exported prior to the conflict, were inaccessible from March to August 2022 as a result of the military blockade and sea mines.

Since May 2022, WFP has been working to improve Ukraine's overall food systems by seeking alternative export routes for agricultural products, coordinating efforts to re-open Black Sea ports, and placing a significant emphasis on local sourcing.

Despite the export challenges, **WFP exported 480,000 mt of Ukrainian wheat and other commodities worth USD 160 million in 2022**. This equates to more than half of all 2021 purchases that WFP made from Ukraine. This result has been achieved mainly thanks to the Black Sea Grain Initiative (BSGI), brokered by Türkiye, Ukraine, Russia and the United Nations on 22 July 2022. WFP has shipped over 380,000 mt of bulk wheat from Ukrainian ports onboard 12 WFP-chartered vessels in 2022. It enabled the resumption of exports of grain, other foodstuffs, and fertilizer from Ukraine through a safe maritime humanitarian corridor from three key ports, Chornomorsk, Odesa and Yuzhny/Pivdennyi, in the black sea to the rest of the world. WFP intends to continue exporting from Ukraine, while also exploring the possibility of increasing exports of value-added products such as wheat flour or vegetable oil.

WFP established a symbiosis between its humanitarian assistance activity and local economy through local sourcing. In an effort to maximize WFP's contribution to the rehabilitation of Ukraine's economy, over 80 percent of food for in-kind assistance has been procured locally. This has been achieved by adjusting the food basket to increase the share of locally sourced food. In the identification and selection of cooperating partners, efforts have been made to prioritize local partners with expertise. **All these efforts led to an estimated USD 700 million investment into the local economy in 2022 (almost 80 percent of the total expenditures)**, contributing to strengthening overall the resilience of Ukraine and recovery of food systems and markets.

The positive ripple effects from the localization of WFP's emergency bread program are already observed in the regeneration of the local economy. By buying bread from bakeries located in the frontline and newly accessible areas, WFP supported people involved in the supply of bread (the baking and production, and the delivery of the bread) to have employment guarantees in 2022. For example, thanks to the partnership with WFP for humanitarian supply of bread, a local bakery in Mykolaiv which initially struggled, has recovered, and now supplies a big supermarket chain, which in turn is accelerating the return of businesses to the local market system.

As the war continues to escalate, Ukraine has become the most mined country in the world according to the State Emergency Service. The Mine Action Sub-Cluster projected that there are over 10.5 million people in need of mine action services in Ukraine. Over 25 percent of previously arable areas have been rendered uncultivable, due to their proximity to frontlines, location in non-government-controlled areas, or the presence of landmines and unexploded ordnances (UXOs). Hence, **concerns around agricultural productivity are coming to the fore.**

The displacement of farm workers, and loss of livelihood for agricultural producers decrease the food production levels, increasing the food prices, all contributing to overall insecurity. As WFP in Ukraine continues its operations under the Transitional Interim Country Strategic Plan in 2023, **WFP looks to assist with demining activities in order to regenerate food systems and thereby revitalize local livelihoods in conflict-affected areas.**

By closely collaborating with the Ministry of Agrarian Policy and Food, the local chamber of commerce, local associations, and other partners such as FAO, WFP seeks a positive impact throughout the overall value-chain of the local economy, enhanced local capacity and resilience.

Data Notes

Overview

[1] OCHA Ukraine, 2022, Ukraine Flash Appeal (March to December 2022)

[2] IOM, December 2022, Displacement Tracking Matrix

[3] WFP, June 2022, War in Ukraine Drives Global Food Crisis

While WFP set out to assist 4.7 million people at any given month in 2022, WFP consistently supported around 3 million people each month. Throughout the year as the war evolved, the targeted groups and geographical focus areas also changed in three phases. First started as a blanket coverage mainly in the west and centre of Ukraine, the operation moved to service people directly affected by the war in the north, centre, and south, then ultimately to the frontline and newly accessible areas in the east and south of Ukraine. This led to overall over 10 million unique beneficiaries served in 2022, with a minimal overlap between people served in three different phases.

Context and Operations

[1] UNHCR, Operational Data Portal, December 2022

[2] IOM Ukraine, September 2022, Internal Displacement Report - General Population Survey round 9

[3] World Bank, World Development Indicators, 2021 data

[4] The World Bank, Government of Ukraine, European Commission, August 2022, Ukraine Rapid Damage and Needs Assessment.

[5] Reuters, 15 October 2022, World Bank says Ukraine has tenfold increase in poverty due to war

[6] OCHA Ukraine, 2022, Ukraine Flash Appeal (March to December 2022)

[7] UNHCR inter-agency Regional Refugee Response Plan (RRP) March-December 2022, <https://data2.unhcr.org/en/documents/download/92257>

[8] This figure will become official when OCHA publishes renewed Humanitarian Needs Overview numbers.

[9] FAO, Food Price Index, January 2023

[10] The skeleton of this vision is still visible in this report, as it was presented in the original Limited Emergency Operation (LEO) framework.

[11] The full Moldova narrative can be found in Moldova ACR 2022.

Strategic outcome 01

No target was set for male/female disaggregation (and age marker) as originally the CO was operating under a 3-month LEO, which was subsequently expanded and thus no gender analysis was conducted to set up specific gender-disaggregated targets.

The actuals (Total: 315,163) reported under the Output Results table, Activity 1 with the Detailed Indicator: Beneficiaries receiving food transfers for the beneficiary group: Children, and the Sub-activity: General Distribution are for the following line for the Sub-activity: Prevention of acute malnutrition.

Progress towards gender equality

About the first indicator on food assistance decision-making entity: Given the emergency context for this LEO and the limited relevance of this indicator, data was not collected. This indicator is discontinued for the new TISCP.

[1] UN Women & Care. Rapid Gender Analysis of Ukraine. May 2022;

[2] IOM, Ukraine Internal Displacement Report. 26 September 2022;

[1] UN Women & Care. Rapid Gender Analysis of Ukraine. May 2022;

[2] IOM, Ukraine Internal Displacement Report. 26 September 2022;

Protection and accountability to affected populations

No target was set for male/female disaggregation as originally the CO was operating under a 3-month LEO, which was subsequently expanded and thus no gender analysis was conducted to set up targets.

Environment

Given the emergency context, an initial LEO of only 3months, coupled with the need for a fast and agile response and the limited resources available, no screening was conducted,

Food Systems and Local Economy

Photo: The WFP-chartered vessel "Brave Commander" is the first humanitarian cargo vessel to arrive in Ukraine's Black Sea Ports since the escalation of the war in 2022.

©WFP/Anastasiia Honcharuk

Annex

Reporting on beneficiary information in WFP's annual country reports

To produce estimates of the total number of unique beneficiaries WFP has assisted yearly, the data from all activities and transfer modalities must be adjusted to eliminate overlaps and add new beneficiaries. Further background information is provided in the summary tables annex of the ACR.

The final estimated number of beneficiaries assisted in each country is validated by country offices and entered in COMET at the end of every year:

- the total number of beneficiaries, which is the sum of all direct beneficiaries reached under all country level activities, based on the adjusted totals that seek to eliminate overlap;
- the total number of beneficiaries receiving food transfers, cash-based transfers and commodity vouchers or capacity strengthening, the sum of all direct beneficiaries reached under the activities for each of these transfer modalities, based on the adjusted estimates that seek to eliminate overlap;
- the total number of beneficiaries assisted under each programme area, the sum of all direct beneficiaries reached under WFP's eight programme areas at the country level;
- the number of schoolchildren assisted under school-based programmes, the sum of all participants assisted under the school-based programmes, adjusted to exclude overlaps and activity supporters such as teachers and cooks.

Although WFP conducts quality assurance to provide beneficiary data which are as accurate as possible, numerous challenges remain regarding data collection, verification, entry and processing. Beneficiary numbers in ACRs should be considered "best estimates", subject to over- and under- estimation.

For the 2022 reporting period, disability data has been collected using a variety of approaches; head counts in single activities, disaggregation of data from post distribution monitoring reports (PDMs) and other data sources from UN agencies and National Census data. As standardized guidance was not available in WFP prior to 2020, these methods have varied according to the existing needs, capacity, and experience of various WFP activities and operational contexts. Moving forward, as part of the 2020 Disability Inclusion Road Map, WFP is building on continued efforts to mainstream and standardize disability data collection methodologies, aligning with international standards and best practices.

Figures and Indicators

Beneficiaries by Sex and Age Group

Beneficiary Category	Gender	Planned	Actual	% Actual vs. Planned
Total Beneficiaries	male	1,893,505	3,996,254	211%
	female	2,811,495	6,389,326	227%
	total	4,705,000	10,385,580	221%
By Age Group				
0-23 months	male	153,670	142,518	93%
	female	141,951	141,144	99%
	total	295,621	283,662	96%
24-59 months	male	68,683	233,015	339%
	female	64,286	218,572	340%
	total	132,969	451,587	340%
5-11 years	male	195,138	304,088	156%
	female	195,611	318,468	163%
	total	390,749	622,556	159%
12-17 years	male	156,149	327,735	210%
	female	200,117	317,717	159%
	total	356,266	645,452	181%
18-59 years	male	890,205	1,910,142	215%
	female	1,452,576	3,427,196	236%
	total	2,342,781	5,337,338	228%
60+ years	male	429,660	1,078,756	251%
	female	756,954	1,966,229	260%
	total	1,186,614	3,044,985	257%

Beneficiaries by Residence Status

Residence Status	Planned	Actual	% Actual vs. Planned
Resident	4,416,348	5,154,894	117%
Refugee	288,652	4,344	2%
Returnee	0	23,451	-
IDP	0	5,202,891	-

Beneficiaries by Programme Area

Programme Area	Planned	Actual	% Actual vs. Planned
Malnutrition prevention programme	158,055	0	0%
School based programmes	100,000	0	0%
Unconditional Resource Transfers	4,680,000	10,385,580	221%

Annual Food Transfer (mt)

Commodities	Planned Distribution (mt)	Actual Distribution (mt)	% Actual vs. Planned
Everyone has access to food			
Strategic Outcome 01			
Bread	13,690	16,452	120%
Bulgur Wheat	0	4,546	-
Canned Fish	0	59	-
Canned Meat	24,362	17,333	71%
Canned Pulses	8,938	1,328	15%
Chickpeas	0	237	-
High Energy Biscuits	1,650	236	14%
Iodised Salt	732	251	34%
Lentils	0	91	-
Oat	1,830	0	0%
Pasta	71,709	35,294	49%
Rations	31,821	3,271	10%
Rice	63,750	34,612	54%
Split Peas	0	2,739	-
Sugar	1,830	107	6%
Super Cereal Plus – Infant Cereal	2,080	824	40%
Vegetable Oil	12,944	7,155	55%
Wheat Flour	48,300	29,579	61%

Annual Cash Based Transfer and Commodity Voucher (USD)

Modality	Planned Distribution (CBT)	Actual Distribution (CBT)	% Actual vs. Planned
Strategic result 01: Everyone has access to food			
Strategic Outcome 01			
Cash	959,475,465	375,643,136	39%
Commodity Voucher	4,410,000	490,585	11%
Value Voucher	90,000,000	4,172,683	5%

Strategic Outcome and Output Results

Strategic Outcome 01: Crisis-affected populations are able to meet their basic food needs.	Crisis Response
Output Results	

Activity 01: Provide emergency food assistance to crisis-affected populations in Ukraine					
Detailed Indicator	Beneficiary Group	Sub Activity	Unit of measure	Planned	Actual
A.1: Beneficiaries receiving cash-based transfers	All	General Distribution	Female	1,324,347	1,489,739
			Male	875,653	780,385
			Total	2,200,000	2,270,124
A.1: Beneficiaries receiving cash-based transfers	Students (primary schools)	School feeding (on-site)	Female	73,350	0
			Male	26,650	0
			Total	100,000	0
A.1: Beneficiaries receiving food transfers	All	General Distribution	Female	1,378,190	4,862,876
			Male	821,810	3,216,136
			Total	2,200,000	8,079,012
A.1: Beneficiaries receiving food transfers	Children	Prevention of acute malnutrition	Female	75,866	158,527
			Male	82,189	156,636
			Total	158,055	315,163
A.2: Food transfers			MT	282,763	154,113
A.3: Cash-based transfers			US\$	1,007,813,941	378,800,333
Activity 05: Provide emergency food assistance to crisis-affected populations in Poland					
Detailed Indicator	Beneficiary Group	Sub Activity	Unit of measure	Planned	Actual
A.1: Beneficiaries receiving cash-based transfers	All	General Distribution	Female	24,165	0
			Male	20,835	0
			Total	45,000	0
A.1: Beneficiaries receiving food transfers	All	General Distribution	Female	2,685	0
			Male	2,315	0
			Total	5,000	0
A.2: Food transfers			MT	175	0
A.3: Cash-based transfers			US\$	5,229,368	0
Activity 06: Provide emergency food assistance to crisis-affected populations in Moldova					
Detailed Indicator	Beneficiary Group	Sub Activity	Unit of measure	Planned	Actual
A.1: Beneficiaries receiving cash-based transfers	All	General Distribution	Female	145,012	19,067
			Male	134,988	17,377
			Total	280,000	36,444
A.1: Beneficiaries receiving commodity vouchers transfers	All	General Distribution	Female	20,440	2,871
			Male	7,560	1,473
			Total	28,000	4,344
A.3: Cash-based transfers			US\$	15,514,684	1,015,486
A.4: Commodity Vouchers transfers			US\$	4,410,000	490,585
Activity 07: Provide emergency food assistance to crisis-affected populations in Romania					
Detailed Indicator	Beneficiary Group	Sub Activity	Unit of measure	Planned	Actual
A.1: Beneficiaries receiving cash-based transfers	All	General Distribution	Female	24,165	0
			Male	20,835	0
			Total	45,000	0
A.1: Beneficiaries receiving food transfers	All	General Distribution	Female	2,685	0
			Male	2,315	0
			Total	5,000	0
A.2: Food transfers			MT	175	0
A.3: Cash-based transfers			US\$	5,229,368	0
Activity 08: Provide emergency food assistance to crisis-affected populations in Slovakia					
Detailed Indicator	Beneficiary Group	Sub Activity	Unit of measure	Planned	Actual
A.1: Beneficiaries receiving cash-based transfers	All	General Distribution	Female	24,165	0
			Male	20,835	0
			Total	45,000	0

A.1: Beneficiaries receiving food transfers	All	General Distribution	Female	2,685	0
			Male	2,315	0
			Total	5,000	0
A.2: Food transfers			MT	175	0
A.3: Cash-based transfers			US\$	5,229,368	0

Activity 09: Provide emergency food assistance to crisis-affected populations in Hungary

Detailed Indicator	Beneficiary Group	Sub Activity	Unit of measure	Planned	Actual
A.1: Beneficiaries receiving cash-based transfers	All	General Distribution	Female	24,165	0
			Male	20,835	0
			Total	45,000	0
A.1: Beneficiaries receiving food transfers	All	General Distribution	Female	2,685	0
			Male	2,315	0
			Total	5,000	0
A.2: Food transfers			MT	175	0
A.3: Cash-based transfers			US\$	5,229,368	0

Activity 10: Provide emergency food assistance to crisis-affected populations in other countries

Detailed Indicator	Beneficiary Group	Sub Activity	Unit of measure	Planned	Actual
A.1: Beneficiaries receiving cash-based transfers	All	General Distribution	Female	24,165	0
			Male	20,835	0
			Total	45,000	0
A.1: Beneficiaries receiving food transfers	All	General Distribution	Female	2,685	0
			Male	2,315	0
			Total	5,000	0
A.2: Food transfers			MT	175	0
A.3: Cash-based transfers			US\$	5,229,368	0

Output Results

Activity 01: Provide emergency food assistance to crisis-affected populations in Ukraine

Output indicator	Detailed indicator	Unit of measure	Planned	Actual
A: Affected populations in Ukraine receive in-kind food assistance and/or cash-based transfers in order to meet their basic food needs.				
General Distribution				
A.6: Number of institutional sites assisted	A.6.11: Number of institutional sites assisted	site	10	11
A.7: Number of retailers participating in cash-based transfer programmes	A.7.1: Number of retailers participating in cash-based transfer programmes	retailer	1	1
B: Affected populations in Ukraine receive in-kind food assistance and/or cash-based transfers in order to meet their basic food needs				
General Distribution				
B.2: Quantity of specialized nutritious foods provided	B.2.1: Quantity of specialized nutritious foods provided	MT	1,300	952.7

Activity 06: Provide emergency food assistance to crisis-affected populations in Moldova

Output indicator	Detailed indicator	Unit of measure	Planned	Actual
A: Affected populations in Moldova receive cash-based transfers in order to meet their basic food needs				
General Distribution				
A.7: Number of retailers participating in cash-based transfer programmes	A.7.1: Number of retailers participating in cash-based transfer programmes	retailer	1	1

Outcome Results

Activity 01: Provide emergency food assistance to crisis-affected populations in Ukraine

Outcome Indicator	Sex	Baseline	End-CSP Target	2022 Target	2022 Follow-up	2021 Follow-up	2020 Follow-up	source

Target Group: In-kind beneficiaries - Location: Ukraine - Modality: Food - Subactivity: General Distribution							
Consumption-based Coping Strategy Index (Average)	Female	13.5			13.9		WFP programme monitoring WFP programme monitoring WFP programme monitoring
	Male	11.5			11		
	Overall	12.7	<12	<12	13.1		
Food Consumption Score: Percentage of households with Acceptable Food Consumption Score	Female	71.1			62		WFP programme monitoring WFP programme monitoring WFP programme monitoring
	Male	79.3			78		
	Overall	74.2	≥80	≥80	66		
Food Consumption Score: Percentage of households with Borderline Food Consumption Score	Female	17.8			28		WFP programme monitoring WFP programme monitoring WFP programme monitoring
	Male	15.7			19		
	Overall	17	≤15	≤15	26		
Food Consumption Score: Percentage of households with Poor Food Consumption Score	Female	11.2			10		WFP programme monitoring WFP programme monitoring WFP programme monitoring
	Male	5			3		
	Overall	8.8	≤5	≤5	8		

Strategic Outcome 02: Humanitarian partners have access to reliable coordination and services including support in logistics coordination, emergency telecommunications, and on-demand services to enable effective humanitarian response.				- Crisis Response	
Output Results					
Activity 02: Provide technical assistance through the Logistics Cluster to counterparts and partners to improve emergency logistics coordination and supply chain management					
Output indicator	Detailed indicator	Unit of measure	Planned	Actual	
H: Affected populations benefit from logistics coordination and services to counterparts, humanitarian agencies and partners in order to timely receive humanitarian assistance.					
Logistics Cluster					
H.14: Number of transport and storage services provided to partners, by type	H.14.13: Number of additional storage facilities established	Number	4	4	
H.1: Number of shared services provided, by type	H.1.104: Number of Service Request Forms (SRFs) executed	instance	550	705	
H.1: Number of shared services provided, by type	H.1.25: Number of cluster coordination meetings conducted	instance	60	64	
H.1: Number of shared services provided, by type	H.1.58: Number of information management products produced and shared, including bulletins, maps, guidance documents, and other logistics information	item	120	121	
H.1: Number of shared services provided, by type	H.1.79: Number of partner organizations participating in the cluster system nationally	agency/organization	200	202	
H.2: Number of WFP-led clusters operational, by type	H.2.1: Number of WFP-led clusters operational	unit	1	1	
H.4: Total volume of cargo transported	H.4.25: Volume of cargo handled through storage services	m3	43,000	43,177	
H.4: Total volume of cargo transported	H.4.6: Metric tons of cargo transported	metric ton	8,000	8,422	
Activity 03: Provide technical assistance through the Emergency Telecommunications Cluster to counterparts and other partners to improve emergency communication infrastructure and coordination mechanisms					
Output indicator	Detailed indicator	Unit of measure	Planned	Actual	
H: Affected populations benefit from emergency telecommunications coordination and services to counterparts, humanitarian agencies and partners in order to timely receive humanitarian assistance.					
Emergency Telecommunication Cluster					
H.2: Number of WFP-led clusters operational, by type	H.2.1: Number of WFP-led clusters operational	unit	1	1	
H.8: Number of emergency telecoms and information and communications technology (ICT) systems established, by type	H.8.2: Number of web-based information-sharing and collaboration platforms established/updated	information-sharing platform	1	1	
H.8: Number of emergency telecoms and information and communications technology (ICT) systems established, by type	H.8.5: Number of humanitarian partners benefited from ETC services	Number	275	285	
H.8: Number of emergency telecoms and information and communications technology (ICT) systems established, by type	H.8.6: Total number of common operational areas provided with security communications services	Number	4	4	
H.8: Number of emergency telecoms and information and communications technology (ICT) systems established, by type	H.8.7: Total number of common operational areas with access to Internet connectivity services, facilitated through national providers	Number	2	2	
Activity 04: Provide on-demand services to humanitarian and development partners					
Output indicator	Detailed indicator	Unit of measure	Planned	Actual	

H: Affected populations benefit from on-demand services to humanitarian and development partners in order to timely receive humanitarian assistance.				
Service Delivery General				
H.1: Number of shared services provided, by type	H.1.34: Number of emergencies supported	instance	1	1

Outcome Results								
Activity 02: Provide technical assistance through the Logistics Cluster to counterparts and partners to improve emergency logistics coordination and supply chain management								
Outcome Indicator	Sex	Baseline	End-CSP Target	2022 Target	2022 Follow-up	2021 Follow-up	2020 Follow-up	source
Target Group: Cluster members - Location: Ukraine - Modality: - Subactivity: Logistics Cluster								
User satisfaction rate	Overall	0	≥80	≥80	89.8			WFP survey

Cross-cutting Indicators

Progress towards gender equality indicators

Improved gender equality and women's empowerment among WFP-assisted population								
Activity 01: Provide emergency food assistance to crisis-affected populations in Ukraine								
CrossCutting Indicator	Sex	Baseline	End-CSP Target	2022 Target	2022 Follow-up	2021 Follow-up	2020 Follow-up	source
Target Group: In-kind beneficiaries - Location: Ukraine - Modality: - - Subactivity: General Distribution								
Proportion of food assistance decision-making entity – committees, boards, teams, etc. – members who are women - -	Overall	0	≥0	≥0	0			WFP programme monitoring
Target Group: In-kind beneficiaries - Location: Ukraine - Modality: Food - Subactivity: General Distribution								
Proportion of households where women, men, or both women and men make decisions on the use of food/cash/vouchers, disaggregated by transfer modality - Decisions jointly made by women and men	Overall	30	≥30	≥30	32			WFP programme monitoring
Proportion of households where women, men, or both women and men make decisions on the use of food/cash/vouchers, disaggregated by transfer modality - Decisions made by men	Overall	16	≤16	≤16	15			WFP programme monitoring
Proportion of households where women, men, or both women and men make decisions on the use of food/cash/vouchers, disaggregated by transfer modality - Decisions made by women	Overall	54	≤54	≤54	53			WFP programme monitoring

Protection indicators

Affected populations are able to benefit from WFP programmes in a manner that ensures and promotes their safety, dignity and integrity

Activity 01: Provide emergency food assistance to crisis-affected populations in Ukraine								
CrossCutting Indicator	Sex	Baseline	End-CSP Target	2022 Target	2022 Follow-up	2021 Follow-up	2020 Follow-up	source
Target Group: In-kind beneficiaries - Location: Ukraine - Modality: Food - Subactivity: General Distribution								
Proportion of targeted people having unhindered access to WFP programmes (new) - -	Female	99.5			93.6			WFP programme monitoring WFP programme monitoring WFP programme monitoring
	Male	99.2			98.3			
	Overall	99.4	≥99.4	≥99.4	94.9			
Proportion of targeted people receiving assistance without safety challenges (new) - -	Female	98.5			97.4			WFP programme monitoring WFP programme monitoring WFP programme monitoring
	Male	98.3			98.3			
	Overall	98.4	>98.4	>98.4	97.7			
Proportion of targeted people who report that WFP programmes are dignified (new) - -	Female	95			92.3			WFP programme monitoring WFP programme monitoring WFP programme monitoring
	Male	93			94.9			
	Overall	94	>94	>94	93			

Accountability to affected population indicators

Affected populations are able to hold WFP and partners accountable for meeting their hunger needs in a manner that reflects their views and preferences

Activity 01: Provide emergency food assistance to crisis-affected populations in Ukraine

CrossCutting Indicator	Sex	Baseline	End-CSP Target	2022 Target	2022 Follow-up	2021 Follow-up	2020 Follow-up	source
Target Group: All beneficiaries - Location: Ukraine - Modality: - - Subactivity:								
Proportion of project activities for which beneficiary feedback is documented, analysed and integrated into programme improvements - -	Overall	100	=100	=100	100			Secondary data
Target Group: In-kind beneficiaries - Location: Ukraine - Modality: Food - Subactivity: General Distribution								
Proportion of assisted people informed about the programme (who is included, what people will receive, length of assistance) - -	Female	53			58			WFP
	Male	43			53			programme monitoring
	Overall	49	=80	=80	56			WFP programme monitoring WFP programme monitoring WFP programme monitoring

Environment indicators

Targeted communities benefit from WFP programmes in a manner that does not harm the environment								
Activity 01: Provide emergency food assistance to crisis-affected populations in Ukraine								
CrossCutting Indicator	Sex	Baseline	End-CSP Target	2022 Target	2022 Follow-up	2021 Follow-up	2020 Follow-up	source
Target Group: In-kind beneficiaries - Location: Ukraine - Modality: Food - Subactivity: General Distribution								
Proportion of FLAs/MOUs/CCs for CSP activities screened for environmental and social risk - -	Overall	0	≥0	≥0	0			Secondary data

Cover page photo © WFP/ADRA

A mother smiles as she receives three value vouchers to purchase needed items from shops in Chernihiv City.

World Food Programme

<https://www.wfp.org/countries/ukraine>

Financial Section

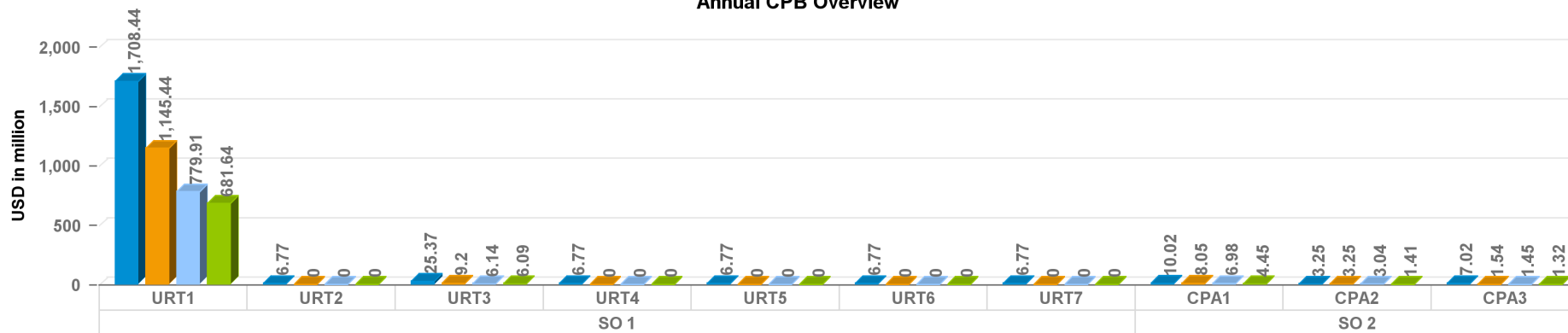
Financial information is taken from WFP's financial records which have been submitted to WFP's auditors.

Annual Country Report

Ukraine Country Portfolio Budget 2022 (2022-2022)

Annual Financial Overview for the period 1 January to 31 December 2022 (Amount in USD)

Annual CPB Overview



Strategic Outcomes and Activities

■ Needs Based Plan ■ Implementation Plan ■ Available Resources ■ Expenditures

Code	Strategic Outcome
SO 1	Crisis-affected populations are able to meet their basic food needs.
SO 2	Humanitarian partners have access to reliable coordination and services including support in logistics coordination, emergency telecommunications, and on-demand services to enable effective humanitarian response.
Code	Country Activity Long Description
CPA1	Provide technical assistance through the Logistics Cluster to counterparts and partners to improve emergency logistics coordination and supply chain management
CPA2	Provide technical assistance through the Emergency Telecommunications Cluster to counterparts and other partners to improve emergency communication infrastructure and coordination mechanisms
CPA3	Provide on-demand services to humanitarian and development partners
URT1	Provide emergency food assistance to crisis-affected populations in Ukraine
URT2	Provide emergency food assistance to crisis-affected populations in Poland
URT3	Provide emergency food assistance to crisis-affected populations in Moldova
URT4	Provide emergency food assistance to crisis-affected populations in Romania
URT5	Provide emergency food assistance to crisis-affected populations in Slovakia
URT6	Provide emergency food assistance to crisis-affected populations in Hungary
URT7	Provide emergency food assistance to crisis-affected populations in other countries

Annual Country Report

Ukraine Country Portfolio Budget 2022 (2022-2022)

Annual Financial Overview for the period 1 January to 31 December 2022 (Amount in USD)

Strategic Result	Strategic Outcome	Activity	Needs Based Plan	Implementation Plan	Available Resources	Expenditures
1	Crisis-affected populations are able to meet their basic food needs.	Provide emergency food assistance to crisis-affected populations in Ukraine	1,708,435,814	1,145,444,972	779,909,276	681,644,154
		Provide emergency food assistance to crisis-affected populations in Poland	6,772,473	0	0	0
		Provide emergency food assistance to crisis-affected populations in Moldova	25,371,647	9,202,296	6,135,320	6,085,665
		Provide emergency food assistance to crisis-affected populations in Romania	6,772,473	0	0	0
		Provide emergency food assistance to crisis-affected populations in Slovakia	6,772,473	0	0	0
		Provide emergency food assistance to crisis-affected populations in Hungary	6,772,473	0	0	0
		Provide emergency food assistance to crisis-affected populations in other countries	6,772,473	0	0	0
		Subtotal Strategic Result 1. Everyone has access to food (SDG Target 2.1)			1,767,669,827	1,154,647,269

Annual Country Report

Ukraine Country Portfolio Budget 2022 (2022-2022)

Annual Financial Overview for the period 1 January to 31 December 2022 (Amount in USD)

Strategic Result	Strategic Outcome	Activity	Needs Based Plan	Implementation Plan	Available Resources	Expenditures
8	Humanitarian partners have access to reliable coordination and services including support in logistics coordination, emergency telecommunications, and on-demand services to enable effective humanitarian response.	Provide technical assistance through the Logistics Cluster to counterparts and partners to improve emergency logistics coordination and supply chain management	10,019,924	8,052,688	6,979,381	4,452,746
		Provide technical assistance through the Emergency Telecommunications Cluster to counterparts and other partners to improve emergency communication infrastructure and coordination mechanisms	3,250,858	3,250,858	3,038,797	1,405,830
		Provide on-demand services to humanitarian and development partners	7,024,132	1,539,495	1,445,535	1,321,256
Subtotal Strategic Result 8. Sharing of knowledge, expertise and technology strengthen global partnership support to country efforts to achieve the SDGs (SDG Target 17.16)			20,294,914	12,843,040	11,463,712	7,179,831
	Non SO Specific	Non Activity Specific	0	0	6,969,719	0
Subtotal Strategic Result			0	0	6,969,719	0
Total Direct Operational Cost			1,787,964,741	1,167,490,309	804,478,027	694,909,650
Direct Support Cost (DSC)			40,137,807	26,208,851	23,005,154	12,345,398
Total Direct Costs			1,828,102,549	1,193,699,159	827,483,181	707,255,048

This computer generated report is certified by the Chief of Contribution Accounting and Donor Financial Reporting Branch (FINC)

Annual Country Report

Ukraine Country Portfolio Budget 2022 (2022-2022)

Annual Financial Overview for the period 1 January to 31 December 2022 (Amount in USD)

Strategic Result	Strategic Outcome	Activity	Needs Based Plan	Implementation Plan	Available Resources	Expenditures
			118,359,848	77,488,132	53,518,139	53,518,139
			1,946,462,396	1,271,187,291	881,001,320	760,773,187



Wanee Piyabongkarn
Chief

Contribution Accounting and Donor Financial Reporting Branch

Columns Definition

Needs Based Plan

Latest annual approved version of operational needs as of December of the reporting year. WFP's needs-based plans constitute an appeal for resources to implement operations which are designed based on needs assessments undertaken in collaboration with government counterparts and partners

Implementation Plan

Implementation Plan as of January of the reporting period which represents original operational prioritized needs taking into account funding forecasts of available resources and operational challenges

Available Resources

Unspent Balance of Resources carried forward, Allocated contribution in the current year, Advances and Other resources in the current year. It excludes contributions that are stipulated by donor for use in future years

Expenditures

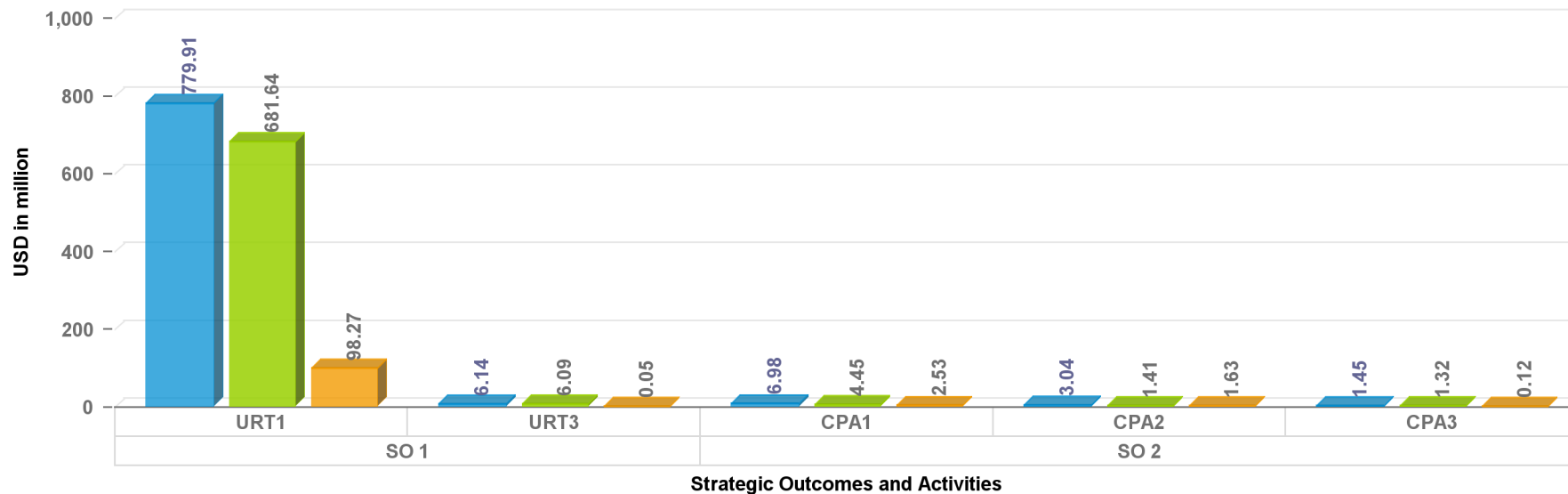
Monetary value of goods and services received and recorded within the reporting year

Annual Country Report

Ukraine Country Portfolio Budget 2022 (2022-2022)

Cumulative Financial Overview as at 31 December 2022 (Amount in USD)

Cumulative CPB Overview



■ Allocated Resources ■ Expenditures ■ Balance of Resources

Code	Strategic Outcome
SO 1	Crisis-affected populations are able to meet their basic food needs.
SO 2	Humanitarian partners have access to reliable coordination and services including support in logistics coordination, emergency telecommunications, and on-demand services to enable effective humanitarian response.
Code	Country Activity - Long Description
CPA1	Provide technical assistance through the Logistics Cluster to counterparts and partners to improve emergency logistics coordination and supply chain management
CPA2	Provide technical assistance through the Emergency Telecommunications Cluster to counterparts and other partners to improve emergency communication infrastructure and coordination mechanisms
CPA3	Provide on-demand services to humanitarian and development partners
URT1	Provide emergency food assistance to crisis-affected populations in Ukraine
URT3	Provide emergency food assistance to crisis-affected populations in Moldova

Annual Country Report

Ukraine Country Portfolio Budget 2022 (2022-2022)

Cumulative Financial Overview as at 31 December 2022 (Amount in USD)

Strategic Result	Strategic Outcome	Activity	Needs Based Plan	Allocated Contributions	Advance and Allocation	Allocated Resources	Expenditures	Balance of Resources
1	Crisis-affected populations are able to meet their basic food needs.	Provide emergency food assistance to crisis-affected populations in Hungary	6,772,473	0	0	0	0	0
		Provide emergency food assistance to crisis-affected populations in Moldova	25,371,647	6,135,320	0	6,135,320	6,085,665	49,655
		Provide emergency food assistance to crisis-affected populations in other countries	6,772,473	0	0	0	0	0
		Provide emergency food assistance to crisis-affected populations in Poland	6,772,473	0	0	0	0	0
		Provide emergency food assistance to crisis-affected populations in Romania	6,772,473	0	0	0	0	0
		Provide emergency food assistance to crisis-affected populations in Slovakia	6,772,473	0	0	0	0	0

This computer generated report is certified by the Chief of Contribution Accounting and Donor Financial Reporting Branch (FINC)

Annual Country Report

Ukraine Country Portfolio Budget 2022 (2022-2022)

Cumulative Financial Overview as at 31 December 2022 (Amount in USD)

Strategic Result	Strategic Outcome	Activity	Needs Based Plan	Allocated Contributions	Advance and Allocation	Allocated Resources	Expenditures	Balance of Resources
1	Crisis-affected populations are able to meet their basic food needs.	Provide emergency food assistance to crisis-affected populations in Ukraine	1,708,435,814	779,909,276	0	779,909,276	681,644,154	98,265,122
Subtotal Strategic Result 1. Everyone has access to food (SDG Target 2.1)			1,767,669,827	786,044,596	0	786,044,596	687,729,819	98,314,777

This computer generated report is certified by the Chief of Contribution Accounting and Donor Financial Reporting Branch (FINC)

Annual Country Report

Ukraine Country Portfolio Budget 2022 (2022-2022)

Cumulative Financial Overview as at 31 December 2022 (Amount in USD)

Strategic Result	Strategic Outcome	Activity	Needs Based Plan	Allocated Contributions	Advance and Allocation	Allocated Resources	Expenditures	Balance of Resources
8	Humanitarian partners have access to reliable coordination and services including support in logistics coordination, emergency telecommunications, and on-demand services to enable effective humanitarian response.	Provide on-demand services to humanitarian and development partners	7,024,132	1,445,535	0	1,445,535	1,321,256	124,279
		Provide technical assistance through the Emergency Telecommunications Cluster to counterparts and other partners to improve emergency communication infrastructure and coordination mechanisms	3,250,858	3,038,797	0	3,038,797	1,405,830	1,632,967
		Provide technical assistance through the Logistics Cluster to counterparts and partners to improve emergency logistics coordination and supply chain management	10,019,924	6,979,381	0	6,979,381	4,452,746	2,526,635
Subtotal Strategic Result 8. Sharing of knowledge, expertise and technology strengthen global partnership support to country efforts to achieve the SDGs (SDG Target 17.16)			20,294,914	11,463,712	0	11,463,712	7,179,831	4,283,881

This computer generated report is certified by the Chief of Contribution Accounting and Donor Financial Reporting Branch (FINC)

Annual Country Report

Ukraine Country Portfolio Budget 2022 (2022-2022)

Cumulative Financial Overview as at 31 December 2022 (Amount in USD)

Strategic Result	Strategic Outcome	Activity	Needs Based Plan	Allocated Contributions	Advance and Allocation	Allocated Resources	Expenditures	Balance of Resources
	Non SO Specific	Non Activity Specific	0	6,969,719	0	6,969,719	0	6,969,719
Subtotal Strategic Result			0	6,969,719	0	6,969,719	0	6,969,719
Total Direct Operational Cost			1,787,964,741	804,478,027	0	804,478,027	694,909,650	109,568,378
Direct Support Cost (DSC)			40,137,807	23,005,154	0	23,005,154	12,345,398	10,659,755
Total Direct Costs			1,828,102,549	827,483,181	0	827,483,181	707,255,048	120,228,133
Indirect Support Cost (ISC)			118,359,848	53,518,139		53,518,139	53,518,139	0
Grand Total			1,946,462,396	881,001,320	0	881,001,320	760,773,187	120,228,133

This donor financial report is interim

Columns Definition

Needs Based Plan

Latest approved version of operational needs. WFP's needs-based plans constitute an appeal for resources to implement operations which are designed based on needs assessments undertaken in collaboration with government counterparts and partners

Allocated Contributions

Allocated contributions include confirmed contributions with exchange rate variations, multilateral contributions, miscellaneous income, resource transferred, cost recovery and other financial adjustments (e.g. refinancing). It excludes internal advance and allocation and contributions that are stipulated by donor for use in future years.

Advance and allocation

Internal advanced/allocated resources but not repaid. This includes different types of internal advance (Internal Project Lending or Macro-advance Financing) and allocation (Immediate Response Account)

Allocated Resources

Sum of Allocated Contributions, Advance and Allocation

Expenditures

Cumulative monetary value of goods and services received and recorded within the reporting period

Balance of Resources

Allocated Resources minus Expenditures