

# WFP in Africa

2011 Facts and Figures



World Food Programme



# Africa is at the heart of the World Food Programme's operations.

## And women are at the heart of WFP's hunger solutions.

WFP assists African governments and communities to implement comprehensive, country-led, hunger solution programmes. WFP spends more than 50 percent of its global assistance in Africa. In 2011, out of a total US\$3.8 billion expenditure, more than US\$2 billion was allocated to Africa. WFP is the world's biggest buyer of food for humanitarian operations and it is the largest single purchaser of food assistance in Africa. WFP has long been committed to ensuring that women are empowered and protected in its operations. Only then can food assistance contribute to sustainable solutions to hunger. This edition of WFP in Africa tells part of that inspiring story.

*WFP's Deputy Executive Director for Hunger Solutions Sheila Sisulu served as South Africa's Ambassador to the United States before joining WFP. Here, she explains why a picture of a Malawian woman selling food to WFP under the Purchase for Progress (P4P) programme is, for her, a magic moment.*



“Previously, brochures like this (WFP in Africa) would show a woman carrying a bag of food from a feeding centre or distribution point. This woman (left, on the cover of WFP in Africa 2010) is holding money. We didn't give

her this money, we bought food from her in Malawi and she's much more powerful with that money in her hand than if she only had food. So that's the hunger solution angle that comes in – because this woman will less likely, even in times of crisis or shock, to need food to be given to her.

Now she has money that she's getting from selling the food that she is growing. And, in the process, she's learning how to preserve it, how to make it of high quality and store it and get the best price and buy her own fertilizer and buy her own seed and take advantage of the seasons if they're good and in the lean season she has money to buy more food if she needs to. But also, importantly, she can make decisions about her family. She decides this money goes for fees, this money goes for seeds – she is able to be the boss of her life.

I think the right to vote is very important. Being a South African and having voted for the first time when I was well over fifty, it's a magic moment. But, I have to say, my first magic moment was getting my first salary and not depending on my mother or my father or anybody and learning to manage my life, because I could act in the economy and make decisions based on that. So I can imagine how these women must feel when they first get that money. It must be a magic moment, an extremely empowering moment for them, because, suddenly, they are deciding and they are participating in the economy.”

# People

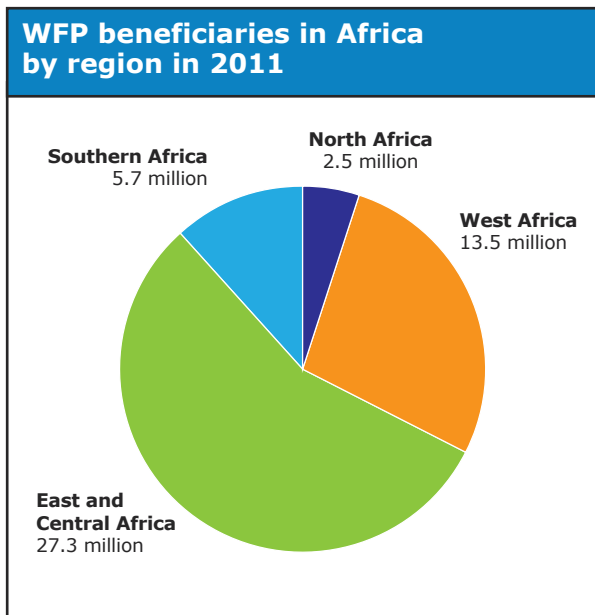
## HALF OF THE 99 MILLION PEOPLE ASSISTED BY WFP IN 2011 WERE IN AFRICA.

These people included:

- small-scale farmers;
- refugees, returnees and internally displaced persons (IDPs);
- children in schools and pre-schools;
- malnourished women and children requiring therapeutic feeding;
- children, pregnant women and nursing mothers at risk of malnutrition;
- communities in need of socio-economic infrastructure and training;
- families affected by HIV and AIDS.

In 2011, women and girls accounted for 53 percent of all those supported by WFP in Africa.

The Purchase for Progress (P4P) initiative is working with some 770 farmers' organizations in Africa, representing more than 740,000 smallholder farmers (more than a third of whom are women).



**WFP-supported refugees, IDPs and returnees in Africa (2004–2011)**

	2004	2005	2006	2007	2008	2009	2010	2011
Refugees	2,1	1,9	1,8	1,7	1,6	1,7	1,5	2,3
IDPs	5,8	5,1	4,6	6,3	6,1	8,7	1,2	4,9
Returnees	0,8	1	1	0,9	0,7	0,4	0,7	2,2

(in millions)

# Tools to Fight Hunger

## OPERATIONAL TOOLS — LOGISTICS

When an emergency strikes, WFP finds a way to respond within hours, delivering urgently needed food and life-saving relief by land, sea and air. Logistics is therefore at the core of WFP operations.

**In 2011, WFP distributed 3.6 million metric tons of food to 99 million people in 75 countries. Nearly 1.8 million mt of food was shipped through 39 ports in Africa.**

In response to the severe deterioration of the food security and nutritional situation in the Horn of Africa, WFP scaled up its operations to provide food for more than 8 million people affected by drought and famine. WFP continued its efforts to rehabilitate local infrastructure such as ports and feeder roads in the region, which not only significantly increased humanitarian access, but also facilitated the overall flow of international trade and generated subsequent revenue for local governments. In 2011, WFP procured nearly US\$458 million in transport and logistics services, stimulating African economies.

The UN Humanitarian Response Depots (UNHRD) in Accra, Ghana, Brindisi, Italy and Dubai, UAE were on the frontline for emergency response and support in Africa. Facilitating the rapid deployment of emergency airlifts, specialized nutrition products, non-food items, and logistics equipment were quickly flown into the most critical areas.

WFP, as the lead agency of the Logistics Cluster, provided coordination and, when necessary, common services to the humanitarian community for operations in the Democratic Republic of the Congo, Libya, Somalia and South Sudan. Support included storage, cargo tracking and handling, transport, and the facilitation of air services. In Libya, the WFP-chartered vessel MV Fehim Bey, was the first humanitarian ship into Misrata and also docked in Benghazi, Tripoli and Malta. The logistics cluster coordinated shipping service from Mombasa to Mogadishu and transported over 1,117 mt of cargo on behalf of 13 organizations.

A dedicated time-charter vessel, escorted by the naval vessels of EUNAVFOR Operation Atalanta, was procured to bring vital assistance to the Horn of Africa, most notably between Mombasa, Kenya and various Somali ports. The humanitarian community also benefited from common transport services and was provided with a safe and reliable connection for aid cargoes.

In 2011, WFP launched a global initiative to make efficient use of truck surpluses. Through a network of three strategically-located regional emergency fleets, WFP has consolidated and centralized its trucking assets to speed deployment time and significantly decrease costs. The first of these strategic fleets, based in Kampala, Uganda, has ensured that all participating countries in East Africa have immediate access to reliable trucks when they most need them.

WFP strengthened its logistics emergency preparedness in 2011. Through the implementation of a Forward Purchase Facility, WFP has been able to advance purchase commodities for Eastern Africa. With these food stocks, WFP has created strategic hubs in Djibouti, Kenya, Mombasa and Tororo, Uganda – thereby reducing lead times.

In addition, WFP turned its focus to proactive forecasting in the Sahel region, and as a result, pre-positioned food stocks in key locations.

WFP continued to manage and operate the United Nations Humanitarian Air Service (UNHAS) for the entire humanitarian community. UNHAS transported over 354,000 passengers and over 3,500 mt of humanitarian cargo for hundreds of agencies, local and international, providing humanitarian services in 12 countries in Africa.



## **EMERGENCY PREPAREDNESS AND RESPONSE TOOLS**

Investing in emergency preparedness and response is an insurance policy against both man-made and natural disasters which can mitigate the effect they have on people's lives and livelihoods. For WFP, this means having the information, strategies, skills and stocks in the right places at the right time. In 2011, Africa was a strong focus for the Emergency Preparedness and Response Branch, ODEP, with serious food crises in the Horn and Sahel and political upheaval in North Africa.

The Mapping/Geographic Information Systems team created more than 320 specialized maps of African countries and regions and deployed its highly-trained staff to West and North Africa to strengthen the capacity of field staff in using new technology to map infrastructure and population density. The team also used its expertise and advanced equipment to create vegetation indices for Somalia and the Sahel. These very visual and accessible maps used remotely sensed data and allowed the progression of the droughts to be closely followed. This helped WFP plan its operations without having to wait for harvest assessments and, in the case of Somalia, to locally source commodities.

Maps also played a strong part in the preparedness planning which WFP carried out in

advance of the independence of South Sudan. These were backed up with a strong emphasis on crisis monitoring and information management – to make sure WFP had the widest possible understanding of the implications of the birth of a new nation. A special Crisis Page on the Emergency Preparedness and Response website, the EPweb, brought all the information together in a single easy-to-use location, a technique which was also used by the Information Management team for the emergencies in the Horn of Africa and the Sahel. First signs that a crisis was looming in the Horn were picked up very promptly by the Early Warning, Analysis and Support team.

The range of crises covered by the teams of the Emergency Preparedness and Response Branch was extremely diverse in Africa in 2011. Maps and analysis showing rainfall and the damage to crops and stocks were produced during flooding in Namibia. Côte d'Ivoire also was a focus of attention with its serious displacement of people and humanitarian needs.

In North Africa, the use of social media, for monitoring events which could have an impact on WFP's operations or trigger new ones, was fully brought on board. The Early Warning team identified trends, cross-checked information to produce briefs and fact sheets to share with other humanitarian agencies.

## **ANALYTICAL TOOLS VULNERABILITY ANALYSIS AND MAPPING**

Vulnerability Analysis and Mapping (VAM) is a cornerstone of WFP's work. Aiming to identify the most vulnerable members of communities and their location, it provides WFP and partners with the essential information to design and plan interventions according to the greatest needs. Over the years, VAM has established itself as the core WFP's food security information system, covering emergency and post-emergency assessments, in-depth comprehensive households surveys, early warning, market and price trends analyses. To ensure shared understanding of the situation and make the most of partners' unique expertise, studies are generally undertaken in collaboration with partners such as the Famine Early Warning System Network (FEWS NET), Governments, UN Agencies such as FAO, UNICEF, UNHCR and WHO and local and international NGOs. In its studies, WFP makes use of innovative technologies, such as satellite imagery, Geographic Information Systems (GIS), Personal Digital Assistants (PDA) or mobile internet devices to collect, analyse and share data.

Africa represents the bulk of WFP's food security analysis work. In 2011, out of 109 studies undertaken worldwide, 89 were in Africa. In particular, VAM has focused its market analysis on the Sahel and Somalia emergencies, to reinforce early warning and preparedness and to support cash-based interventions that strengthen

the resilience of affected populations. Across the continent, WFP keeps a network of around 110 VAM officers with 4 senior regional food security analysts posted in Cairo, Dakar, Nairobi and Johannesburg.

Comprehensive Food Security and Vulnerability Analyses (CFSVAs) were undertaken in Cameroon, Kenya, Malawi, Nigeria, Tanzania and Uganda, as part of a WFP initiative aimed at conducting CFSVAs in 16 countries of Sub-Saharan Africa between 2008 and 2013, with the financial support of the Gates Foundation.

### **NEW FRONTIERS IN DATA SHARING**

WFP is always looking for innovative and cost-effective alternative ways to improve collection and transmission of data such as market prices, agriculture and nutrition data or cross-border trade information, using text messaging (SMS) or other easily available technology such as mobile internet devices. In Zambia, VAM supported the design of a gender-sensitive mobile monitoring tool for the Food Voucher Programme. Questionnaires collected at distribution points are transmitted via mobile phone to the main database and made available online in real time. SMS-based data transmission is commonly used in 14 countries in Southern and Eastern Africa, mainly for cross-border trading information but also for market price monitoring.

### **Somalia Miracle**

Before and after pictures of 18-month-old Sadak Hassan Abdi, whose mother trekked for days to leave famine-stricken Somalia with him in her arms, are a testament to WFP's nutrition programmes and the role of specialised nutrition products in emergencies.



When he arrived in Ethiopia, Sadak was acutely malnourished and his mother was afraid he would die. But a combination of hospital treatment and special food from WFP restored him to health. The second photo was taken just five weeks later, after Sadak and his family received food assistance including a peanut-based specialised nutrition product called Plumpy'sup. Children eat one sachet per day, usually for two to three months.

"I see two pictures," said his mother, Hukun. "The one behind me has war, drought, no rain, and no help in a hopeless area. But in front of me I see another, one of expectation and the restoration of life – but only because I could join this life-saving programme."

# Cash & Vouchers: an Innovative Way to Fight Hunger

WFP increasingly uses vouchers and cash transfers to address hunger in Africa. Through mobile phones, e-vouchers delivered by text messaging, and other innovative methods, WFP is addressing hunger in new ways. Here, two women tell their stories of how cash payments have helped them fight hunger through working to improve the land and the local economy.

## IRRIGATION SCHEME HELPS HARVEST IN DRY MATABELELAND



*Matabeleland, in Zimbabwe, is not known for its bumper harvests, but this year for the first time in many years, about 100 smallholder farmers from Insiza have managed to harvest enough maize for themselves and to resell amidst a largely poor summer agricultural season.*

Most rivers have dried up due to poor rains. Half the land is charred from veld fires. There is nothing in the fields and nothing in the granaries either. But the Malole Irrigation Scheme, set up by the Ministry of Agriculture in the nineties to build community resilience, is bearing fruit.

Kesi Nyoni, 42, has harvested ten 50kg bags of maize from the small plot she tends under the irrigation scheme. “God has smiled on me this year,” she says. She is also looking forward to harvesting paprika, which she takes to market in Bulawayo, 200 km away. Each cartload of paprika

gives her US\$300 and she expects to get six of them. “Not bad for a widowed mother of four!” she adds.

Following the death of her husband from an HIV-related illness five years ago, Kesi had to leave the family homestead, with no means to survive. She endured four long years on a waiting list before joining the programme, as the government was unable to expand the scheme. But in 2011, WFP and World Vision, through the cash-for-assets programme, provided cash and material to accommodate an additional 100 plot holders. Kesi was one of them. Said Mxolisi Matshazi, the District Extension Officer for Insiza: “Support from WFP enabled us to assist more farmers. We hope WFP will continue to support us.”

In 2011, WFP worked in nine rural districts of Zimbabwe helping communities create productive assets to improve their food security, such as dip tanks, nutrition gardens, and weirs. The programme is done in collaboration with the Government of Zimbabwe’s Agriculture Ministry, through cooperating partners including IOM, World Vision, CARE, German Agro Action and Plan International.

Felix Bamezon, WFP Country Director, said the programme forms part of WFP’s new strategic direction. “WFP operations now focus on initiating early recovery activities which offer more sustainable hunger solutions to food insecurity,” he said, adding that there were plans to expand the programme to other districts.

## NIGER: VILLAGERS EMBRACE NEW TECHNOLOGY

*In remote areas of Niger, recipients of WFP cash-for-work payments receive their money via smart cards and are thrilled with their contact with the new technology.*

Beneficiaries in the village of Dogo Chaibou in Zinder region were given plastic cards with integrated memory chips identifying them and the amount they should receive.





"I'm surprised that people recognize my name, how old I am and the amount of money they have to pay me as soon as they put the card into the machine. It's like magic. We have been told what the card is and how to use it, but having seen how it works I'm very fascinated by this magic. I can't believe it," said Hadiza Malam from Zinder, 55, and a mother of five.

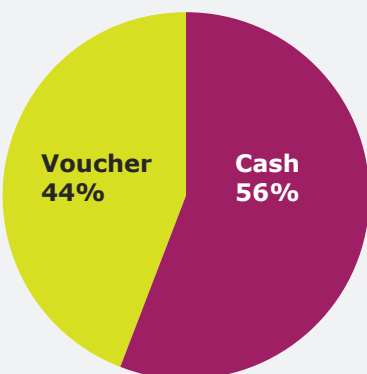
Zoue Harouna, 46, mother of six children, at first found it difficult to memorise her pin number. But now she has found a visual strategy to help her remember: "At the beginning I had trouble recognizing the numbers because I don't know how to read them and it was very hard to keep them in mind. I made an effort to recognize them as a picture. Now I am confident in recognizing them on the machine. "

WFP started "Cash-for-Work" activities as an innovative tool in its fight against food insecurity in Niger. It allows communities to undertake agricultural work such as soil rehabilitation or tree-planting in return for cash, to boost incomes and increase their purchasing power during the post-harvest season.

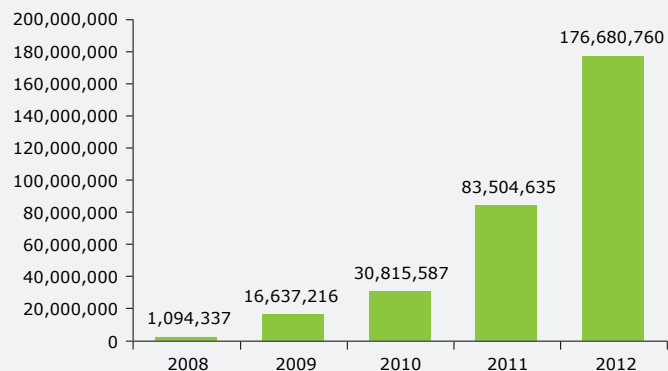
WFP developed the operation in partnership with microfinance institutions which use handheld terminals to read the smart cards.

"Our goal is to use magnetic cards in major cash distribution operations. It is a very efficient tool to effectively identify beneficiaries and to control the operations. The use of these smart cards is also important for data archiving," said Giorgi Dolidze, WFP cash programme officer.

**Proportion of Cash and Voucher Transfers in Africa in 2011**



**Rising Budgets for Cash and Voucher Transfers in Africa (Approved budgets in US\$)**



# Purchase for Progress P4P

## WHAT IS P4P?

Purchase for Progress (P4P) is in the fourth year of a five-year pilot initiative that combines WFP's purchasing power to help smallholder farmers enter markets in a profitable way. The initiative brings together increased market opportunities for farmers with capacity building in production techniques, storage and post-harvest handling, quality control and business management. P4P also commits to capacity building within WFP to enable the agency to buy in a more smallholder-friendly way. These investments are financed through extra-budgetary sources and do not impact WFP's regular food assistance operations.

Working in partnership with governments, international organisations and NGOs, P4P provides smallholder farmers in 21 pilot countries<sup>1</sup> (**15 of which are in Africa**) with an incentive to invest in their production – they have the possibility to sell to a reliable buyer and receive a fair price for their crops. With increased incomes, smallholder farmers are able to expand their activities, afford health services and send their children to school. P4P is sharing the best practices identified – with governments and other partners – to enable these approaches to be replicated so as to build long-lasting capacity at the farmers' level.

## P4P IN AFRICA

- P4P is working with 770 farmers' organizations in Africa, representing more than **740,000 smallholder farmers** (over 38 percent of whom are women) and ranging from grassroots level organizations to higher level unions and nation-wide federations. From the beginning of the pilot, 235 organisations<sup>2</sup> have contracted to supply 93,000 metric tons to WFP, of which 49,000 metric tons have been delivered so far.
- By the end of 2011, WFP had invested almost US\$53 million, to contract over **161,000 metric tons of food**, under the P4P initiative in 15 African countries since the beginning of the pilot<sup>3</sup>.
- Almost 70 percent of purchases were maize and maize meal, followed by pulses such as beans and peas and by processed foods such as flour and vegetable oil. More than half was bought directly from farmers' organizations, and almost a third was purchased through structured trading systems such as commodity exchanges and warehouse receipt systems. Small quantities were purchased from traders, agents, NGOs and processors.
- With the contracts awarded through P4P for locally produced food, WFP paid approximately US\$27 million less than what it would have paid when importing the same commodities from overseas, and channelled about US\$40 million more directly into the pockets of smallholders.

**Food contracted by WFP in Africa through P4P**  
**US\$52.8 million**

**Savings to WFP**  
**US\$27.5 million**

**What the same food would have cost WFP to import**  
**US\$80.4 million**

<sup>1</sup> The 21 P4P pilot countries are Afghanistan, Burkina Faso, Democratic Republic of Congo, El Salvador, Ethiopia, Ghana, Guatemala, Honduras, Kenya, Liberia, Malawi, Mali, Mozambique, Nicaragua, Rwanda, Sierra Leone, South Sudan, Tanzania, Uganda, Zambia and Laos.

<sup>2</sup> This number does not include farmers' organisations from DRC and South Sudan, where WFP contracts with NGOs that market on behalf of nascent organisations.

<sup>3</sup> P4P modalities include pro-smallholder competitive tenders, direct and forward contracts with farmers' organizations, and fostering pro-smallholder processing options. In 2011, P4P contracted food in all 15 pilot countries in Africa.



- On the ground, P4P has established **partnerships** with a wide range of entities including Governments, international and regional organizations such as the Alliance for Commodity Trade in Eastern and Southern Africa (ACTESA) that has been supported by the secondment of a WFP staff member, UN agencies such as the Food and Agriculture Organization (FAO) and the International Fund for Agricultural Development (IFAD), the Alliance for a Green Revolution in Africa (AGRA), international and local NGOs, financial institutions, research bodies and the private sector.
- More than 48,000 smallholder farmers, agricultural technicians, small and medium traders and warehouse operators (45 percent of whom are women) have received **training** by WFP and partners, on different topics including agricultural production, quality specifications, post-harvest handling, contracting with WFP, group marketing and commercialization.

## FOCUS ON IMPLEMENTATION

- The 2011 drought at the Horn of Africa affected the implementation of P4P seriously in Ethiopia, Kenya, Uganda and Tanzania. Many farmers' organisations defaulted on contracts with WFP, as local prices quickly soared higher than the price agreed with WFP. Compared to 2010, contracts for food purchases decreased in 2011 from 86,000 to 44,000 metric tons.
- A series of "writeshops" (seminars where participants produce a publication) **on building the capacity of farmers' organisations** in Mali, Burkina Faso, Kenya and Tanzania showed that over the three years of P4P implementation, participating farmers quickly learned how to achieve a high quality product. Farmers and partners reported that as farmers now produce quality cereals and pulses, both their market opportunities and the health of their families have improved.



- Ensuring that **female farmers** not only participate in P4P, but benefit economically, is challenging, especially for women who are not the head of households. P4P works with partners to develop and implement strategies to strengthen women's role in and earnings from agricultural marketing.
- Farmer organisations face difficulties in **accessing financial services**, which in turn limits their access to high-quality seeds and fertilizers and their capacity to collect and combine commodities from their members. P4P is working with partners to make financial services more easily available for smallholders, but high interest rates and poor availability of banks in rural areas remain a challenge.
- P4P has contracted the African Economic Research Consortium (AERC), a group of 40 African universities, to establish and run a Data Analysis and Knowledge Management Hub (known as DAKMAH). DAKMAH supports the implementation of a global monitoring and evaluation system and in particular facilitates the analysis, reporting and validation of P4P data and the lessons emerging from implementation. Results will be shared widely from 2012 onwards.

## STORIES FROM THE FIELD: ETHIOPIA

Women farmers face many obstacles that they need to overcome to become successful business women. But the example of Mashuu, from Chefo Umbera, southern Ethiopia, shows that with the right support, female farmers can become independent market players.

When she left school, Mashuu noticed her peers marrying early, sometimes to men who took more than one wife. Mashuu saw her future differently, and together with two sisters and a sister-in-law, formed a women's group, hoping to empower women through family planning education and HIV/AIDS awareness. They started with four members – today, there are 165.

"As the group started to grow, I realized we needed to become strong and independent economically," said Mashuu. And that was how Jalela Primary Cooperative was born. Women bring their cereal harvests to Jalela, and the cooperative then sells it to Mira, their local cooperative union. The union sells the aggregated commodities to buyers such as WFP.

The 2011 drought-induced crop failure led to high market prices and a shortage of marketable produce in Ethiopia. This caused most cooperatives to default on their contracts with WFP. But Jalela still sold 30 metric tons of maize to WFP. The net profit of about US\$170 was in part kept for the cooperative and in part distributed to the co-op members.

Mashuu still has high hopes for the future despite the difficulties with the 2011 drought. She has plans to build a grain mill, start dairy production, and even bring electricity to the Jalela co-op. "We are going to change our lives," she concludes.



# Birth of a New Country: South Sudan

On 9 July 2011 the Republic of South Sudan became the world's newest country, after a January referendum resulted in a majority vote of 98.8 percent in favour of independence.

Although South Sudan has seen significant progress since the signing of the Comprehensive Peace Agreement in 2005, the more than two decades of civil war that preceded it have left the country with some of the worst human development indicators in the world and extremely poor infrastructure.

More than a third of the population in South Sudan was food insecure in 2011 and the situation is worsening. A food security assessment in October 2011 found that some 3.7 million people, or 48 percent of the population, were moderately or severely food insecure – 12 percent more than the previous year.

In 2011, WFP reached more than 2 million people in South Sudan with a combination of lifesaving relief food assistance and other projects. WFP's work covers the full spectrum of food security, helping protect the most vulnerable and build resilience against crisis and shocks. That work includes connecting smallholder farmers to markets through the Purchase for Progress programme, deploying anti-hunger safety net programmes like school meals, and providing specialized nutritional support for young children and mothers.

South Sudanese continue to return from the Republic of Sudan in large numbers. In 2011, WFP provided food assistance to 444,000 returnees, about 270 percent more than the humanitarian community had planned for. WFP supported some 588,000 internally displaced people in 2011 and more than 52,000 refugees or returning refugees across South Sudan.

WFP is helping the government of South Sudan break its dependence on oil production and expand the role of the agricultural sector. WFP has committed to build 500 km of feeder roads to link farming areas with commercial centers. South Sudan could lead the region in food production if the vast potentially arable land mass was more developed for agricultural use.

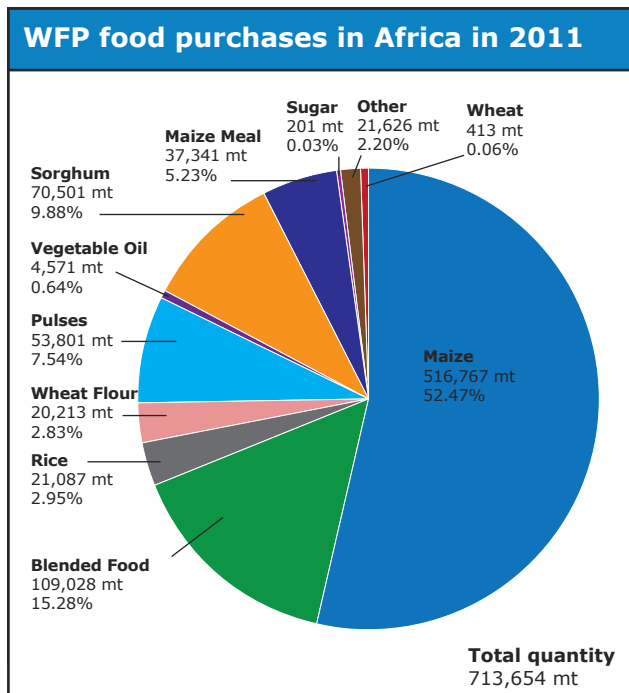


# The Power of Procurement

WFP is the single largest purchaser of food assistance in Africa. For the period 2003 to 2011, total food procurement from Africa amounted to more than US\$2 billion, which was infused into local economies to spur on agricultural production. **South Africa was the country where WFP procured the most in value terms in Africa in 2011, with purchases worth more than US\$53 million. Ethiopia, Kenya, Malawi and Sudan also ranked among the top 15 countries for WFP food purchases.**

WFP bought significant quantities of maize from Malawi and Zambia, locations where WFP has not traditionally bought for export.

Around half of all the 87,000 metric tons of sorghum purchased by WFP in 2011 was supplied for the Horn of Africa emergency, where it made up for a lack of availability of maize. The capacity to purchase swiftly as the Horn crisis unfolded was enhanced by the Forward Purchasing Facility, a revolving fund that enables WFP to purchase commodities in advance to ensure a steady flow of food for those in need.



### WFP food purchases in 2011: Top 15 countries

Ranked by value

Country	Value US\$	%
Russian Federation	135 190 963	10.97
Indonesia	117 984 471	9.58
Pakistan	80 211 407	6.51
India	75 841 675	6.16
Italy	62 807 538	5.10
Turkey	56 367 966	4.58
<b>South Africa</b>	<b>53 360 597</b>	<b>4.33</b>
Belgium	50 576 626	4.11
France	50 178 400	4.07
<b>Ethiopia</b>	<b>42 684 636</b>	<b>3.46</b>
<b>Malawi</b>	<b>40 031 321</b>	<b>3.25</b>
Brazil	27 448 586	2.23
Honduras	23 782 467	1.93
<b>Kenya</b>	<b>22 867 269</b>	<b>1.86</b>
<b>Sudan</b>	<b>21 573 616</b>	<b>1.75</b>
<b>Total</b>	<b>860 907 539</b>	<b>69.88</b>



### Food procurement by Regional Economic Community in 2011

<b>The Arab Maghreb Union (UMA)</b>	11 162 872	<b>Economic Community of Central African States (ECCAS)</b>	2 232 723
<b>Common Market for Eastern and Southern Africa (COMESA)</b>	179 264 321	<b>Economic Community of West African States (ECOWAS)</b>	25 922 889
<b>Community of Sahel-Saharan States (CEN-SAD)</b>	64 421 174	<b>Intergovernmental Authority on Development (IGAD)</b>	106 028 529
<b>East African Community (EAC)</b>	65 977 017	<b>Southern Africa Development Community (SADC)</b>	141 500 098
Note: Several countries are members of more than one REC. (in US\$)			

## WFP food purchases in Africa, 2009 - 2011

ORIGIN CTRY.	2009		2010		2011	
	Quantity (mt)	Value (US\$)	Quantity (mt)	Value (US\$)	Quantity (mt)	Value (US\$)
Algeria	2 496	1 201 166	8 642	3 855 233	10 228	3 456 462
Benin	4 627	2 174 608	28 692	11 224 166	6 223	2 630 849
Botswana	15	4 136				
Burkina Faso	16 736	6 575 163	20 989	8 690 652	6 856	3 347 577
Burundi	811	370 290				
Cameroon	4 525	2 115 577	7 736	3 802 561	4 828	1 946 539
Cape Verde	6	911				
Central African Republic			1 220	820 395		
Chad					485	196 243
Côte d'Ivoire	223	155 397	787	372 136	1 198	776 632
Democratic Republic of Congo	6 404	3 529 970	15 044	7 240 448	4 978	3 530 556
Djibouti	3 400	1 751 000				
Egypt	8 741	6 413 471	7 401	4 518 743	19 493	13 782 524
Ethiopia	73 591	40 431 278	252 076	88 415 761	85 293	42 684 636
Gambia	67	8 233	113	14 733		
Ghana	4 950	2 691 441	12 701	5 065 934	6 710	3 672 513
Kenya	27 126	10 770 600	75 864	20 141 628	57 961	22 867 269
Lesotho	4 963	1 397 338	11 100	2 535 263	3 738	1 355 622
Liberia	236	157 968	800	504 000	150	94 500
Madagascar	490	173 301	2 951	1 324 560	3 132	915 549
Malawi	19 633	8 574 055	40 639	15 911 703	108 630	40 031 321
Mali	5 126	1 763 119	16 118	6 690 216	19 197	10 128 655
Morocco			1 370	1 822 068	2 519	4 251 935
Mozambique	16 429	5 819 024	20 642	7 591 434	32 408	11 574 521
Namibia	3 077	385 546	2 648	671 568	711	266 226
Niger	474	267 412	7 362	3 829 511	3 526	1 683 963
Nigeria			20 000	6 020 000		
Republic of Congo			72	27 894	190	89 941
Rwanda	9 524	4 727 261	11 124	4 358 985	9 102	4 540 918
Senegal	1 909	782 118	1 884	442 136	2 719	877 640
Sierra Leone	1 232	677 253	765	436 606	213	216 864
South Africa	210 295	60 796 438	207 853	65 738 483	109 683	53 360 597
South Sudan					946	364 960
Sudan	9 668	2 650 819	12 983	1 689 492	61 264	21 573 616
United Republic of Tanzania	17 783	5 907 167	33 923	11 586 993	64 992	20 030 782
Togo			5 357	1 869 794	5 512	2 493 696
Tunisia					4 791	3 454 476
Uganda	117 195	49 778 310	126 896	33 445 419	40 690	18 538 048
Zambia	14 404	5 083 604	21 781	6 262 649	31 705	9 056 678
Zimbabwe	4 067	1 310 904	7 337	1 927 795	3 583	1 378 248
<b>Grand Total</b>	<b>590 233</b>	<b>228 444 879</b>	<b>984 871</b>	<b>328 848 956</b>	<b>713 654</b>	<b>305 170 553</b>

Note: Data taken from Food Procurement Annual Reports 2009-2011. This data represents the contracted quantities and values and includes all delivery terms, which should be taken into consideration when doing any analysis on contract values.

# Climate Change and Hunger



## COMMUNITY-BASED ADAPTATION: THE KARAMOJA PRODUCTIVE ASSETS PROGRAMME IN UGANDA

As part of Uganda's UN Joint Programme on Climate Change, WFP is implementing the Karamoja Productive Assets Programme (KPAP), a large-scale food and cash-for-work and asset-creation programme designed in consultation with the Office of the Prime Minister. Karamoja is part of the semi-arid, pastoralist belt of the Horn of Africa. It is the poorest and most marginalized region in **Uganda**. Droughts have become more frequent and more severe, in part as a result of climate change. Over time, frequent natural disasters, ongoing violence, severe environmental degradation and high poverty rates have eroded people's capacity to cope and left them dependent on food aid.

The launch of the KPAP in 2010 reflected a shift towards addressing the underlying causes of recurrent crises. So far, 76,000 chronically food-insecure households (about 40 percent of the population) participated in activities aimed at strengthening livelihoods and resilience to climate-related risks under the KPAP. These include both public works to create livestock watering points, land/soil conservation measures and reforestation etc., supported by food or cash

transfers, as well as household income support measures where community members receive training and inputs for drought-resistant crops, vegetable gardens, fruit orchards, gum Arabic cultivation, dairy production, energy-saving stoves etc. All activities are chosen by the communities from an 'investment menu' of low technology and labour-intensive disaster risk reduction and resilience building activities that are suitable in the context of each of the three different livelihood zones – agricultural, agro-pastoral and pastoral – in Karamoja.

KPAP is embedded in government institutions and policies. It is aligned with the Government's Karamoja Action Plan for Food Security and an implementing arm of the Government's Second Northern Uganda Social Action Fund. The programme also relies on strong technical and operational partnerships. FAO played a key role in developing the investment menu for KPAP and is advising district local governments, WFP, and other implementing partners on a range of technical issues on the programme. This is essential for quality assurance, as well as harmonization with FAO-supported Agro-Pastoralist Field Schools. Nine NGO partners also work closely with WFP to adjust geographical coverage and ensure adequate implementation capacity for scaling-up.





## BEATING HUNGER WITH VILLAGE GRANARIES

Women hold the keys to beating hunger in drought-hit villages in northern **Cameroon**, where WFP helps set up community granaries to ensure people have access to food all the year round, even during the lean season.

WFP helps build a small warehouse and provides an initial 10 metric tons of cereal to each granary. It provides training for management committees in food storage, book-keeping, etc. Almost 90 percent of the management committees are made up of women. They set the prices for sales and identify the neediest cases in the village for loans. The key-holders, often three trusted women, have to be present when the granary is opened up. Beneficiaries pay interest, usually in the form of a small bag of millet or sorghum.

Didim Hapsatou, the treasurer of the Agropastoral village granary in Mbarang village in the Adamaou region, remembers hard times. “Hunger – it’s something very bad, a scourge that comes every year. If someone is hungry, you can’t work, you can’t rest – it’s like an illness.”

But now her village has begun to invest granary profits in items such as a grain mill, a school and

plots of land to grow more food. “Everyone gives their thoughts and we agree together on what we want. Everyone discusses solutions that are valuable to the village,” said Didim, aged 57.

“Since we got WFP assistance to set up the granary we are able to satisfy our basic needs for food,” said Felicite Sengram, secretary of the management committee of Zidim community granary in the Far North of the country. “We can borrow food like a loan or pay for it in cash – it’s very useful.”

WFP supports around 400 village granaries in northern Cameroon, on the edge of the Sahel region.



# Changing Lives with School Meals

WFP supports national governments to design and implement sustainable school meals programmes, aiming to improve not only nutritional and education outcomes of school children, but also to buttress broader safety net systems, and protect and stabilize lives and livelihoods in fragile settings, especially for vulnerable young girls.



## EDITH GIVES TAKE-HOME RATIONS TOP MARKS

Scholarship girl Edith Niber turned her school career around when she joined a WFP-assisted school where students receive monthly take-home food rations as incentives for them to enrol, attend and complete their education.

Edith was selected by the Ghana Education Service (GES) and World Food Programme for a scholarship of GH¢600 (US\$400) based on her excellent grades.

But she did not always excel at school. In 2009, she did so badly in her exams that she was unable to get a place in any secondary school in the country. Undaunted, she decided to try again and enrolled in the WFP-assisted Tankyara Konyukuo Junior High School. There she worked hard, improved her grades, and gained a place at

St Francis of Assisi Senior High School, one of the best secondary schools in **Ghana**.

The scholarship, funded by the WFP Grants Unit/Gender Innovation Fund, is enabling Edith and more than 100 other girls to complete and continue their secondary education.

The financial support was a relief for Edith's mother who had to provide for the family when her husband became ill. Her parents are very proud and her younger sister has been inspired to work hard at school too. "The scholarship made us realize just how hard Edith had been working," said her father Nonnenbe Niber. "My wife and I have decided to do our best to make sure she completes secondary school and continues to the university."

Take-home rations of oil, maize and iodized salt make it less likely that girls drop out of school or get married early. Some 219 girls have been beneficiaries since the scholarship programme began ten years ago. An impact evaluation conducted in 2011 revealed that 95 percent of those who had received scholarships between 2001 and 2010 were either in secondary school, tertiary institutions, or working, after having completed school.

## Takeaway Message

In 2011, 2.8 million schoolchildren, of whom close to 520,000 were in Africa, benefited from take-home rations, which help keep children in school, especially girls in the higher grades.

## WFP-supported children in school meals programmes in Africa, 2003 - 2011

Year	Boys	Girls
2003	2,9	2,4
2004	4,3	3,6
2005	5,4	4,7
2006	5,3	4,8
2007	5,4	4,6
2008	5,7	5,1
2009	5,6	4,9
2010	5,9	5,4
2011	5,7	5,4
in millions		

# SAFE Stoves

A safe and fuel-efficient stove at Kakuma refugee camp in Turkana, Kenya. WFP is expanding its SAFE (Safe Access to Firewood and alternative Energy) initiative. In refugee camps in Kenya, women sometimes trade food rations for fuel or walk in insecure areas to collect firewood. Both in Kakuma and Dadaab, the refugee camps have caused significant environmental damage as trees have been cut down for firewood. The arrival of new refugees following the drought in 2011 has only made the situation worse. WFP is working closely with UNHCR to provide fuel-efficient stoves to new arrivals and the most vulnerable within the refugee camps.

SAFE has reached more than a million people in Africa in Ethiopia, Sudan and Uganda.



## WFP's Gender Policy

WFP's Gender Policy of 2009 reaffirms WFP's commitment to gender equality and the empowerment of women. Nowhere has this approach been more relevant than in Africa where women and girls continue to suffer the effect of hunger, food and nutrition insecurity as a result of unfavourable gender relations and cultural barriers.

In 2010, a Gender Innovations Fund was established to encourage innovative and context-based initiatives and partnerships to mainstream gender. By the end of 2011, the Fund had allocated nearly US\$2 million to support 30 completed and on-going projects. More than half of the projects are in sub-Saharan Africa.

In Africa, projects at the policy level include the incorporation of gender and HIV into the annual vulnerability assessment of the Government of Swaziland, while examples at community level include the training and the organization of women on income-generating activities in Guinea-Bissau, linking the construction of fuel efficient stoves and girls' education through school canteens in Benin and the engagement of men and boys in mother and child health and nutrition activities in Lesotho. These projects

serve as a catalyst to inspire further actions towards promoting gender equality and the empowerment of women in WFP programmes in Africa.

WFP in Africa supports adolescent girls to have access to education, better livelihood and food and nutrition security through its programmes. Through the Gender Innovation Fund, WFP is supporting the training of women and adolescent girls in agro processing for improved food and nutrition security in Sierra Leone. Similarly, in Ghana, WFP's Gender Innovation Fund provided scholarships to deprived adolescent girls from food-insecure households.



# Partnerships



## WOMEN'S FARMING ASSOCIATIONS IN GUINEA-BISSAU

Women's farming associations in **Guinea-Bissau** are providing fresh produce for WFP school meals in 16 schools, working through the Gender Innovations Fund in partnership with the Ministry of Education, Ministry of Agriculture, FAO and UNICEF, as well as local NGOs. Aveline Torres, a member of one of the women's farming associations, provides some of the produce from her fields to the schools and sells the rest in a nearby market.

"Through farming, I get more than US\$200 each month. It allows my parents to support our 20-person household, including paying the school for the younger ones," said Aveline.

In addition to generating income, the vegetables provided to the school about twice a week – including lettuce, onions, cabbages, carrots, peppers, cassava, and potatoes – make the meals of the children tastier and more nutritious.

Five thousand children in the regions of Bafata and Oio have received these nutritious meals and the Gender Innovations Fund project is estimated to have boosted the incomes of 1,600 women.

"This project both diversifies the agricultural production of the communities and the diet of the

schoolchildren, improving their nutrition status and – as a result – their growth and ability to learn," said Paulo Sambu, Inspector for School Feeding from the Ministry of Education.



Headteachers receive the food from the women farmers and supervise storage and preparation of the food by school cooks. The Ministry of Agriculture and specialist NGOs help the women with technical aspects such as the production cycle, ensuring there is a steady supply of food throughout the academic year. Meanwhile FAO's role is to provide seeds and technical support. WFP has been working together with UNICEF since 2009 on a food-for-work project to improve school infrastructure and encourage girls to attend school. Work includes the construction of separate toilet blocks for girls and boys, and installing pumps for drinking water.



## **PARTNERSHIPS IN EMERGENCIES – LIBYA**

*Red Crescent workers, pictured above, help distribute WFP rice donated by the Government of Japan in Libya's Tokura district, east of Benghazi; an example of partnership in action.*

WFP's regional presence enabled it to respond quickly to the conflict in **Libya**. Through its leadership of the food security and logistics clusters on behalf of the entire humanitarian community, WFP focused on building the capacity of the Libyan Red Crescent and coordinating with LibAid and

local councils. This approach enabled it to address gaps in the food supply and meet the food needs of people hit by the conflict.

At the beginning of the North Africa crisis, WFP rapidly reinforced its presence in the port city of Benghazi and placed teams at the borders with Egypt and Tunisia to meet the needs of people fleeing Libya; it also distributed food throughout Libya.

In 2011, WFP reached 1.4 million people in Egypt, Libya and Tunisia with 31,563 metric tons of food.

# Expenditure

## DIRECT EXPENDITURES

WFP devotes a higher proportion of its resources to Africa than any other United Nations agency. In 2011, WFP dedicated 58 percent of all its operational expenditure to sub-Saharan Africa.

<b>WFP direct expenses<sup>1</sup>, 2009 - 2011</b> (US\$ thousand)						
Programme	2009		2010		2011	
	Total	Sub-Saharan Africa	Total	Sub-Saharan Africa	Total	Sub-Saharan Africa
Development	275 906	187 950	287 842	169 819	315 986	200 771
Relief	3 239 887	2 171 822	3 220 081	1 978 477	2 925 212	1 762 579
Emergency	1 418 385	927 054	1 660 195	890 118	1 367 243	794 411
PRRO	1 821 502	1 244 768	1 559 885	1 088 359	1 557 969	968 168
Special Operations	176 364	130 703	221 510	131 967	217 619	148 010
Bilaterals, trust funds & others <sup>2</sup>	293 457	28 958	270 898	60 540	310 173	69 540
<b>Grand Total</b>	<b>3 985 614</b>	<b>2 519 433</b>	<b>4 000 331</b>	<b>2 340 803</b>	<b>3 768 990</b>	<b>2 180 900</b>
Percentage of all regions		63		59		58

<sup>1</sup> Excludes programme support and administrative costs.  
<sup>2</sup> Operational Expenses includes General Fund, Special Accounts and Trust Funds that cannot be apportioned by project/operation.



## 2011 direct expenditure in Africa by WFP strategic objectives

(US\$ thousand)

(US\$ thousand)	
<b>STRATEGIC OBJECTIVE 1 - Save lives and protect livelihoods in emergencies</b>	<b>1 396 216,59</b>
FFA: Agricultural/crop production promotion	7 716,10
FFA: Land or water development and improvement	15 911,91
FFA: Public amenities/schools/housing	11 174,34
FFA: Transportation (e.g. access roads, rural roads, etc.)	6 212,19
General food distribution (GFD)	1 034 384,78
HIV/TB: Care and treatment	1 189,43
HIV/TB: Mitigation and safety nets	5 791,08
Nutrition: Prevention of acute malnutrition	75 558,61
Nutrition: Stand-alone micronutrient supplementation	943,74
Nutrition: Treatment of acute malnutrition	125 462,05
School feeding: Emergencies	39 927,73
Special Operations	71 944,63
<b>STRATEGIC OBJECTIVE 2 - Prevent acute hunger and invest in disaster preparedness and mitigation measures</b>	<b>150 244,81</b>
FFA: Agricultural/crop production promotion	11 827,27
FFA: Agroforestry projects	13 890,98
FFA: Animal husbandry and pisciculture projects	2 507,60
FFA: Food reserves	1 433,85
FFA: Land or water development and improvement	83 588,20
FFA: Public amenities/schools/housing	7 441,70
FFA: Transportation (e.g. access roads, rural roads, etc.)	18 288,87
Food for training (FFT)	2 298,51
HIV/TB: Care and treatment	5 978,55
HIV/TB: Mitigation and safety nets	2 989,28
<b>STRATEGIC OBJECTIVE 3 - Restore and rebuild lives and livelihoods in post-conflict, post-disaster or transition situations</b>	<b>182 619,70</b>
FFA: Agricultural/crop production promotion	29 299,83
FFA: Agroforestry projects	2 624,44
FFA: Animal husbandry and pisciculture projects	678,57
FFA: Land or water development and improvement	8 054,14
FFA: Other	639,49
FFA: Public amenities/schools/housing	303,40
FFA: Transportation (e.g. access roads, rural roads, etc.)	5 836,21
Food for training (FFT)	5 091,70
General food distribution (GFD)	14 189,32
HIV/TB: Care and treatment	9 451,00
HIV/TB: Mitigation and safety nets	13 163,04
Nutrition: Prevention of acute malnutrition	3 851,62
Nutrition: Stand-alone micronutrient supplementation	535,26
Nutrition: Treatment of acute malnutrition	10 592,00
School feeding: Nurseries and kindergartens	594,72
School feeding: Primary and secondary schools	35 861,90
Special Operations	41 853,07
<b>STRATEGIC OBJECTIVE 4 - Reduce chronic hunger and undernutrition</b>	<b>178 224,91</b>
FFA: Agricultural/crop production promotion	360,29
FFA: Other	113,84
Food for training (FFT)	1 688,12
HIV/TB: Care and treatment	4 939,84
HIV/TB: Mitigation and safety nets	15 251,40
Nutrition: Prevention of stunting	3 649,72
Nutrition: Stand-alone micronutrient supplementation	364,75
Nutrition: Treatment of acute malnutrition	4 584,13
School feeding: Nurseries and kindergartens	15 778,70
School feeding: Primary and secondary schools	131 494,12
<b>STRATEGIC OBJECTIVE 5 - Strengthen the capacities of countries to reduce hunger, including through hand-over strategies and local purchase</b>	<b>41 105,85</b>
Capacity development: Strengthening national capacities	11 999,96
Special Operations	29 105,90
<b>Grand Total</b>	<b>1 948 411,86</b>

## GLOBAL FOOD AID

In 2011, global food aid deliveries amounted to 4.1 million metric tons out of which cereals represented 93 percent and non-cereals 7 percent. Sixty-two percent of global deliveries accounting for 2.5 million metric tons, were directed to

sub-Saharan Africa. Cereals constituted 96 percent of the deliveries to the region; non-cereals, that decreased by 16 percent compared to 2010, were mainly composed of pulses and oils.

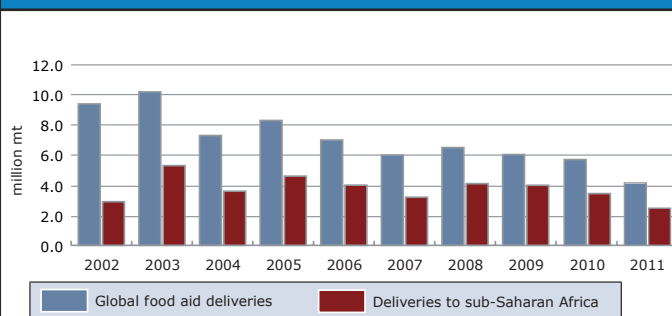
WFP channelled 56 percent of food aid deliveries to sub-Saharan Africa.

### Global food aid deliveries, 2002 - 2011

Year	Global food aid (million mt)	Percentage delivered by WFP
2002	9.4	40.0
2003	10.2	47.6
2004	7.3	50.4
2005	8.3	53.9
2006	7.0	53.9
2007	6.0	51.9
2008	6.5	61.5
2009	6.1	61.8
2010	5.9	56.9
2011	4.1	59.9

Source: WFP/INTERFAIS, May 2012

### Global food aid deliveries to sub-Saharan Africa, 2002 - 2011



Source: WFP/INTERFAIS, May 2012

### Contributions to WFP, 2009 - 2011 (US\$ thousand)

continues on pages 24 and 25

Country	2009	2010	2011
Afghanistan			1
African Development Bank	1	508	2 150
Algeria		19 070	
Andorra	40	231	99
Argentina	3		
Association of SE Asian Nations		280	
Australia	81 395	83 930	141 715
Austria	1 722	1 329	733
Azerbaijan		100	100
Bangladesh	5 194	3 280	1 790
Belgium	39 111	37 349	38 073
Benin		32	
Bhutan	5	5	5
Bolivia	211		
Brazil	15 761	15 974	70 576
Burkina Faso	250	1	
Burundi	4 878		2 423
Cambodia	4 371	1 187	1 227
Canada	225 343	285 529	294 961
Chile	50	20	20
China	3 059	4 060	20 063
Colombia	20	50	42
Croatia	64	25	
Cuba	1 199	1 125	2 150
Cyprus	814	690	
Czech Republic	309	159	237



**Contributions to WFP, 2009 - 2011**  
(US\$ thousand)

Country	2009	2010	2011
Democratic Republic of the Congo			40
Denmark	41 885	40 618	45 675
Ecuador	248	248	248
Egypt	4 175	386	1 319
El Salvador		300	200
Estonia		94	71
Ethiopia			8 900
European Commission	343 830	289 928	257 920
Faroe Islands	132	123	28
Finland	28 524	26 473	29 809
France	19 804	20 684	38 956
Georgia			20
Germany	132 069	95 350	194 673
Greece	6 028	356	127
Guatemala	172		75
Guinea	118		
Holy See			10
Hungary	65		
Iceland	150	185	293
India	17 098	18 249	14 565
Indonesia	1 000	467	
International Organization for Migration			10
Iraq		18 854	14
Ireland	22 549	19 318	27 010
Israel	30		165
Italy	30 000	25 716	27 353
Japan	202 684	214 406	281 863
Jordan	706	47	66
Kazakhstan	40	20	20
Kenya	14 577	5 581	407
Kuwait			250
Latvia		37	
Lesotho		330	601
Liechtenstein	333	191	438
Luxembourg	13 625	12 727	11 575
Madagascar	1 919	449	
Malawi	1 957	6 106	
Malaysia		1 000	1 000
Mauritania		2	2 078
Mexico	50		1 000
Monaco			211
Morocco			633
Namibia			1 727
Nepal		35 801	
Netherlands	77 594	74 424	72 802
New Zealand	3 735	6 855	8 474
Nicaragua	24	18	19

## Contributions to WFP, 2009 - 2011

(US\$ thousand)

Country	2009	2010	2011
Norway	40 410	43 939	49 036
Oman	100	26 361	
Opec Fund		513	1 250
Pakistan	28 994		2 360
Panama	68	68	68
Peru			483
Philippines	102		3 548
Poland	535	691	465
Portugal	112		
Private donors*	104 412	143 188	86 106
Qatar	10 217	266	277
Republic of Congo	329		2 002
Republic of Korea	5 400	5 148	5 400
Republic of Zambia			3 420
Romania	75	72	
Russian Federation	26 800	32 000	37 676
San Marino		13	
São Tomé and Príncipe			72
Saudi Arabia	23 341	25 041	67 692
Singapore	30		50
Slovakia		15	
Slovenia	108	119	196
South Africa	672	240	643
Spain	213 852	82 374	67 699
Sri Lanka			2 709
Sudan (Gov't of National Unity)		2 675	3 750
Sudan (Gov't of South Sudan)		13 017	331
Swaziland			360
Sweden	72 487	85 623	97 492
Switzerland	39 089	42 919	46 316
Syrian Arab Republic	67	1 994	1 047
Tanzania			105
Thailand	97	11 626	178
Turkey	2 432	2 000	
Uganda		120	
Ukraine	580		123
UN CERF	151 508	120 285	126 152
UN Common Funds and Agencies (EXCL CERF)	65 941	68 428	67 263
United Arab Emirates		10	6 228
United Kingdom	127 624	156 998	143 877
United States of America	2 066 286	1 567 872	1 240 594
Venezuela		300	275
World Bank	653	6 093	
<b>Grand Total</b>	<b>4 022 285</b>	<b>3 810 286</b>	<b>3 675 254</b>

\* Private contributions do not include extraordinary gifts in kind such as advertising.

## WFP total beneficiaries in Africa, 2010 - 2011

Country	2010			2011		
	Female	Male	Total	Female	Male	Total
Algeria				75 806	49 154	124 960
Benin	43 944	54 857	98 801	180 448	189 244	369 692
Burkina Faso	368 311	335 217	703 528	459 689	317 678	777 367
Burundi	495 285	468 304	963 589	397 099	387 067	784 166
Cameroon	230 666	231 992	462 658	248 996	132 853	381 849
Cape Verde	31 850	33 150	65 000			
Central African Republic	318 935	318 026	636 961	206 008	231 672	437 680
Chad	1 155 870	946 430	2 102 300	1 476 975	1 309 957	2 786 932
Côte d'Ivoire	337 622	341 750	679 372	510 395	536 021	1 046 416
Democratic Republic of Congo	1 941 616	1 168 108	3 109 724	2 094 853	1 444 131	3 538 984
Djibouti	56 998	46 989	103 987	74 201	71 353	145 554
Egypt				372 484	415 633	788 117
Ethiopia	4 996 616	4 913 689	9 910 305	3 784 049	3 518 545	7 302 594
Gambia	91 179	84 966	176 145	87 724	83 293	171 017
Ghana	172 092	138 596	310 688	183 623	140 399	324 022
Guinea	240 269	232 576	472 845	193 513	197 651	391 164
Guinea-Bissau	190 690	149 301	339 991	141 578	162 651	304 229
Kenya	2 490 623	2 329 368	4 819 991	2 133 390	1 917 420	4 050 810
Lesotho	108 957	86 866	195 823	107 820	76 248	184 068
Liberia	280 563	317 685	598 248	284 181	298 993	583 174
Libya				677 924	707 266	1 385 190
Madagascar	507 700	453 244	960 944	489 051	407 001	896 052
Malawi	520 893	467 372	988 265	620 652	558 385	1 179 037
Mali	365 713	243 933	609 646	257 607	201 854	459 461
Mauritania	207 387	195 215	402 602	164 455	158 619	323 074
Mozambique	532 019	451 546	983 565	359 018	323 418	682 436
Namibia	2 847	3 381	6 228	2 722	3 267	5 989
Niger	3 136 354	3 032 287	6 168 641	1 432 338	1 475 269	2 907 607
Republic of Congo	102 139	62 959	165 098	145 044	76 982	222 026
Rwanda	221 358	208 262	429 620	233 463	214 840	4483 03
São Tomé and Príncipe	22 429	19 946	42 375	21 523	21 244	42 767
Senegal	840 147	917 761	1 757 908	794 028	807 715	1 601 743
Sierra Leone	391 810	302 281	694 091	296 145	272 548	568 693
Somalia	1 039 551	988 421	2 027 972	653 604	688 561	1 342 165
Sudan				4 116 747	3 432 479	7 549 226
Swaziland	99 436	94 552	193 988	21 773	19 640	41 413
Tanzania	534 862	522 218	1 057 080	597 822	570 531	1 168 353
Togo	43 261	25 359	68 620	28 658	24 087	52 745
Tunisia				89 814	149 913	239 727
Uganda	512 013	427 171	939 184	390 751	370 291	761 042
Zambia	371 560	355 751	727 311	417 018	428 812	845 830
Zimbabwe	973 999	852 135	1 826 134	991 914	841 214	1 833 128
<b>Grand Total</b>	<b>23 977 564</b>	<b>21 821 664</b>	<b>45 799 228</b>	<b>25 814 903</b>	<b>23 233 899</b>	<b>49 048 802</b>

**WFP beneficiaries in Africa, 2010 - 2011: refugees, IDPs and returnees**

Country	2010			2011		
	IDPs	Refugees	Returnees	IDPs	Refugees	Returnees
Algeria					124 960	
Benin		2 256		14 225		
Burundi		20 349	20 327		21 667	6 790
Cameroon		93 410			35 225	
Central African Republic	85 646	25 118		59 276	14 105	
Chad	156 110	373 146	41 646	157 052	336 421	
Côte d'Ivoire				238 319		364 801
Dem. Republic of the Congo	523 266		539 765	865 935	1 500	775 330
Djibouti		13 745			18 500	
Egypt					65 059	61 399
Ethiopia		142 446			281 347	
Gambia		5 759				
Ghana					13 682	
Guinea		3 258			5 028	1 964
Kenya		382 724			546 732	
Liberia					148 478	
Libya				288 000	26 150	306 999
Malawi		11 600			14 200	
Mauritania			18 863			
Mozambique					8 243	
Namibia		6 228			5 989	
Republic of Congo		114 594			122 977	
Rwanda	7 920	53 004	10 006		53 550	7 323
Senegal			768			232
Somalia	304 402			780 894		
Sudan				2 475 582	98 784	534 300
Tanzania		101 207			101 445	
Togo		5 280		3 275	9 246	
Tunisia					113 822	125 905
Uganda	100 503	93 332			96 456	
Zambia		14 721			8 891	23 306
Zimbabwe	25 987		49 107	24 797		
<b>Grand Total</b>	<b>1 203 834</b>	<b>1 462 177</b>	<b>680 482</b>	<b>4 907 355</b>	<b>2 272 457</b>	<b>2 208 349</b>

**WFP contributions to Africa programmes, 2009 - 2011 (US\$ thousand)**

Country	2009	2010	2011
Algeria	17 611 258	26 750 236	15 767 536
Angola	135 848		
Benin	2 910 700	1 260 703	9 070 396
Burkina Faso	24 886 506	16 307 269	11 120 374
Burundi	44 838 667	13 750 383	19 662 329
Cameroon	7 466 131	16 967 143	14 082 175
Cape Verde	523 538		1 417 750
Central African Republic	15 609 121	22 861 121	23 148 106
Central and East Africa Bureau	195 489		
Chad	209 693 795	134 253 204	109 074 969
Côte d'Ivoire	14 586 524	7 941 292	47 569 680
Democratic Republic of the Congo	152 970 058	128 038 268	105 279 831
Djibouti	6 708 108	9 199 418	25 940 691
Egypt	10 415 653	1 544 834	15 617 594
Ethiopia	580 295 152	198 085 271	382 497 621
Gambia	2 540 162	5 558 730	2 622 068
Ghana	10 486 667	24 117 943	3 107 852
Guinea	2 663 326	15 912 368	6 229 091
Guinea-Bissau	8 581 300	5 681 867	2 368 290
Kenya	290 986 036	183 223 680	359 218 471
Lesotho	4 955 946	5 250 930	9 099 123
Liberia	13 798 462	14 186 032	48 384 161
Libya			5 996 292
Madagascar	16 736 243	12 323 807	12 693 016
Malawi	20 712 656	27 876 758	11 560 816
Mali	11 025 196	16 110 136	16 257 926
Mauritania	7 139 465	11 875 698	9 296 772
Mozambique	29 026 185	30 691 460	22 035 898
Namibia	51 589	1 539 504	569 507
Niger	26 725 658	230 205 810	64 543 779
Republic of Congo	801 598	20 999 772	5 654 692
Rwanda	9 657 417	18 129 322	12 442 223
São Tomé & Príncipe	519 130	714 841	563 919
Senegal	18 593 652	8 611 684	10 899 815
Sierra Leone	14 155 494	13 907 948	21 621 273
Somalia	203 792 465	93 429 373	284 741 879
South Sudan			22 960 620
Sudan	638 000 164	646 108 380	432 330 435
Swaziland	4 111 782	2 201 673	1 107 234
Tanzania	42 271 088	44 155 250	21 601 729
Tunisia			430 576
Togo		903 022	499 449
Uganda	91 217 467	63 492 656	44 729 885
West Africa Bureau	4 403 139	1 864 800	8 896 744
Zambia	24 242 970	9 423 595	7 003 736
Zimbabwe	120 269 154	72 824 986	68 435 805
<b>Grand Total</b>	<b>2 706 310 957</b>	<b>2 158 281 169</b>	<b>2 298 152 131</b>

# Acronyms

ACTESA	Alliance for Commodity Trade in Eastern and Southern Africa	HIV/AIDS	human immunodeficiency virus/acquired immune deficiency syndrome
AERC	African Economic Research Consortium	IFAD	International Fund for Agricultural Development
AGRA	Alliance for a Green Revolution in Africa	IDP	internally displaced person
AU	African Union	IGAD	Intergovernmental Authority on Development
CARE	Cooperative for Assistance and Relief Everywhere	IOM	International Organization for Migration
CEN-SAD	Community for Sahel-Saharan States	KPAP	Karamoja Productive Assets Programme
CFSVA	comprehensive food security and vulnerability analysis	NGO	non-governmental organization
COMESA	Common Market for Eastern and Southern Africa	ODEP	Emergency Preparedness and Response Branch
DAKMAH	Data Analysis and Knowledge Management Hub	P4P	Purchase for Progress
DRC	Democratic Republic of the Congo	PDA	personal digital assistants
EAC	East African Community	REC	Regional Economic Community
ECA	United Nations Economic Commission for Africa	SADC	Southern Africa Development Community
ECCAS	Economic Community of Central African States	SAFE	Safe Access to Firewood and alternative Energy
ECOWAS	Economic Community of West African States	TB	tuberculosis
FAO	United Nations Food and Agriculture Organization	UMA	the Arab Maghreb Union
FEWS NET	Famine Early Warning System Network	UN CERF	United Nations Central Emergency Response Fund
FFA	food for assets	UNHCR	Office of the United Nations High Commissioner for Refugees
FFT	food for training	UNHAS	United Nations Humanitarian Air Service
FPF	forward purchasing facility	UNHRD	United Nations Humanitarian Response Depot
GES	Ghana Education Service	UNICEF	United Nations Children's Fund
GFD	general food distribution	VAM	vulnerability analysis and mapping
GIS	geographic information system	WHO	World Health Organization

## Photo Credits

COVER: WFP/Purnima Kashyap/Ethiopia; INSIDE COVER: WFP/Vanessa Vick/Uganda; Page 2, WFP/Maxime Bessieres/Burundi; Page 4, WFP/Rose Ogola/Kenya; Page 5, WFP/Siegfried Modola/Somalia, WFP/Hundubey Ahmed/Somalia; Page 6, WFP/Tomson Phiri/Zimbabwe; Page 7, WFP/Vigno Hounkanli/Niger, WFP/Hannatou Mamadou/Niger; Page 9, WFP/P4P Liberia; Page 10, WFP/Photolibrary, WFP/Eilly Sukup/Ethiopia; Page 11, WFP/Steve Mann/South Sudan, WFP/Peter Smerdon/South Sudan, WFP/Steve Mann/South Sudan; Page 14, WFP/Marc Hofer/Uganda, WFP/Rein Skullerud/Kenya; Page 15, WFP/Jane Howard/Cameroon; Page 16, WFP/Afusah Saliah/Ghana; Page 17, WFP/Rein Skullerud/Kenya, WFP/Paola Barbaglia/Kenya; Page 18, WFP/Wilson Gama/Guinea-Bissau; Page 19, WFP/Abeer Etefa/Libya, WFP/Sofiane Essayem/Libya; Page 20, WFP/Rein Skullerud/Kenya, WFP/Rein Skullerud/Niger; BACK INSIDE COVER: WFP/Katie Fackler/Benin.



**Cover Photo:**

A Somali refugee waits in line for a food distribution at Dolo Ado, Ethiopia. In 2011, WFP scaled up its operations in Somalia, Ethiopia and Kenya to support 8.7 million people affected by drought and conflict in the Horn of Africa.

**WFP Liaison Office to the AU & ECA  
Addis Ababa, Ethiopia**

**Steven Were Omamo  
*Director***

Telephone: +251 115 15 5151  
Email: [stevenwere.omamo@wfp.org](mailto:stevenwere.omamo@wfp.org)

**Menghestab Haile  
*Deputy Director***

Telephone: +251 115 51 5188 ext 2255  
Email: [menghestab.haile@wfp.org](mailto:menghestab.haile@wfp.org)



**World Food Programme**