

SAVING
LIVES

CHANGING
LIVES



Benin Annual Country Report 2019

Country Strategic Plan
2018 - 2019



World Food
Programme

Table of contents

Summary	3
Context and Operations	6
CSP financial overview	8
Programme Performance	9
Strategic outcome 01	9
Strategic outcome 02	9
Strategic outcome 03	10
Cross-cutting Results	11
Progress towards gender equality	11
Protection	11
Accountability to affected populations	11
Environment	12
Better future for children	13
Data Notes	13
Figures and Indicators	15
WFP contribution to SDGs	15
Beneficiaries by Age Group	16
Beneficiaries by Residence Status	16
Annual Food Transfer	16
Annual Cash Based Transfer and Commodity Voucher	17
Strategic Outcome and Output Results	18
Cross-cutting Indicators	22

Summary

In Benin, the Zero Hunger Strategic review conducted by WFP in 2018 identified school feeding as a strong incentive for parents from poor rural communities to send their children to school, especially girls, and to maintain them at school throughout the primary cycle. WFP, through the support provided to the Government of Benin for the implementation of a national school feeding programme, aimed to contribute to "Eradicate hunger, ensure food security, improve nutrition and promote sustainable agriculture" by 2030 (Strategic Development Goal 2).

In October 2018, the Government of Benin expanded the coverage of the national integrated school feeding programme (PNASI 2017-2021) to 3,179 schools targeted in communities suffering from high food insecurity and low education rates throughout the country. In addition to the schools benefitting from WFP assistance, the coverage of the national school feeding programme during the 2018-2019 school year reached 51 percent of the public primary schools in Benin.

As a strategic partner to the Government, WFP delivered on its promises to manage the school feeding programme in an effective, transparent and cost-effective manner. Between January to June 2019, WFP distributed 11,000 mt of food items to 3,787 schools throughout the country, serving hot and nutritious meals to 629,832 schoolchildren (277,126 girls and 352,706 boys).

During the reporting period, the school feeding programme implemented by WFP achieved good results in the primary education sector. Compared to data gathered by a baseline assessment survey conducted in December 2018, the enrolment rate was up at 82 percent from 75 percent in late 2018, the attendance rate rose to 82.5 percent from 75.5 percent, and the retention rate grew to 94.5 percent from 93 percent. Only the pass rate registered a small decline from 69 percent to 68 percent. The programme also contributed to increasing gender equality in schools through a gender ratio of 0.88 compared to 0.87 in late 2018.

By applying a multi-sectoral approach to school feeding, WFP supported the community mobilization efforts through the set-up and training of school canteens management committees, the building of canteens kitchens and handwashing equipment, and the promotion of school gardens.

WFP implemented the programme in close collaboration with the lead Ministry of Maternal and Primary Education and decentralised regional agencies, with the Directorate of school feeding, and the Ministry of Planning and Development. Field level agreements were established with local operating NGOs trained by WFP to support the work on the ground through the delivery of training, the liaison work with the communities and the collection of monitoring data to report on the programme's results.

WFP's work in Benin is an outstanding example of successful engagement with a committed Government. With its upcoming country strategic plan (CSP 2019-2023), WFP will continue to support the Government's financial investment and political engagement in the national school feeding programme.

WFP had also planned to implement malnutrition treatment and prevention activities, by enhancing the nutritional status of malnourished children and pregnant and lactating women and girls, as well as providing supplementary feeding to children at risk of stunting. However, WFP was not able to implement the nutrition programme as planned due to a lack of resources.

629,832



44%
female

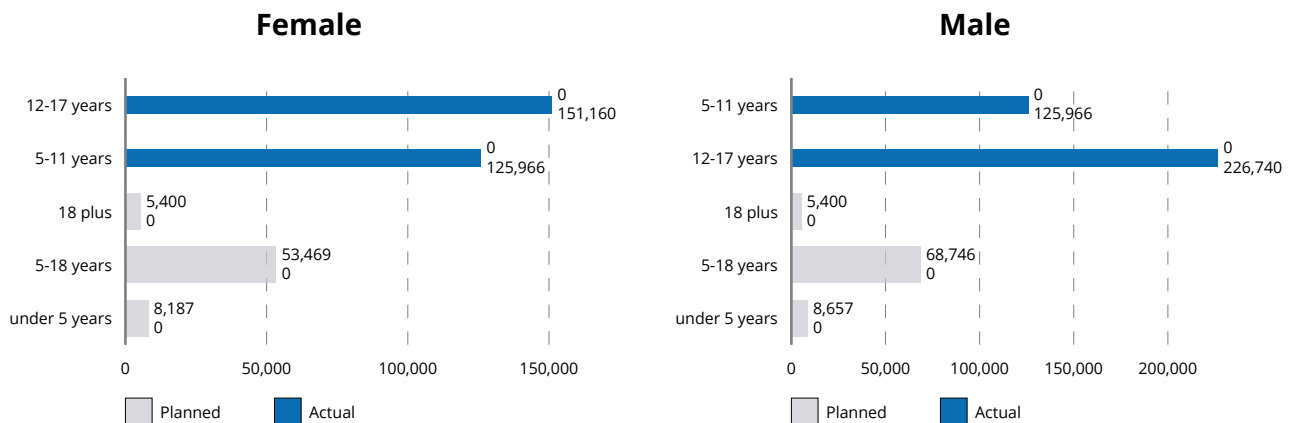


56%
male

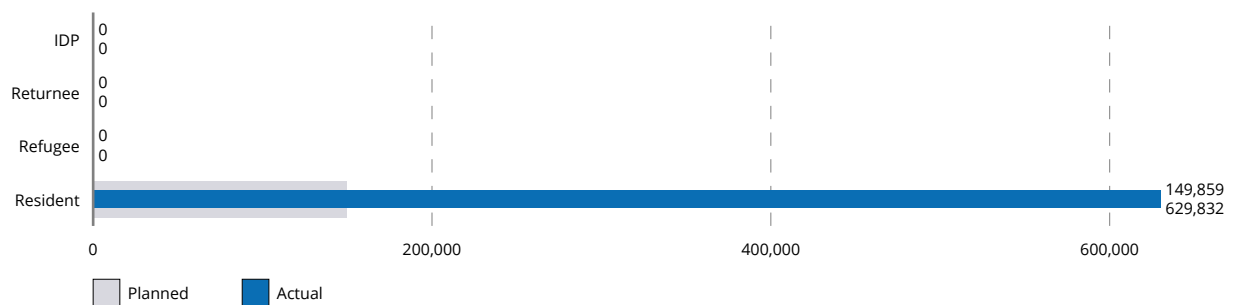
Total Beneficiaries in 2019

of which 3,247 is the estimated number of people with disabilities (1,428 Female, 1,819 Male)

Beneficiaries by Sex and Age Group



Beneficiaries by Residence Status



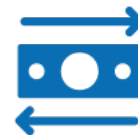
Total Food and CBT



4,523 mt

total actual food transferred in 2019

of 16,643 mt total planned

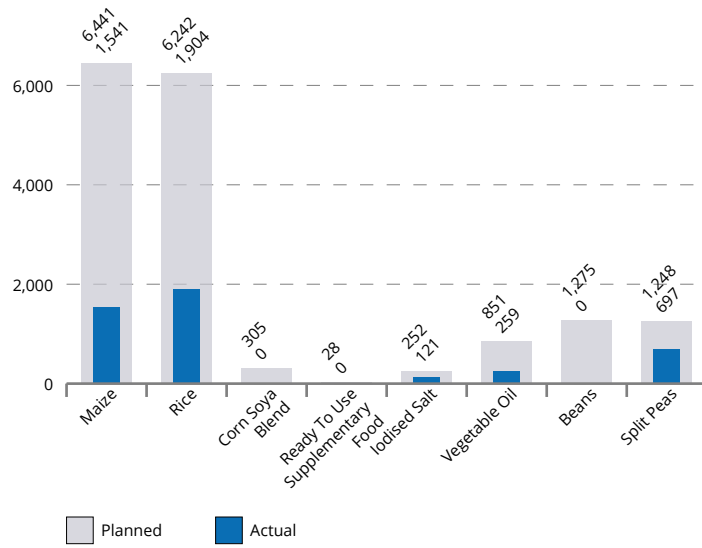


US\$ 0


total actual cash transferred in 2019

of \$US 108,000 total planned

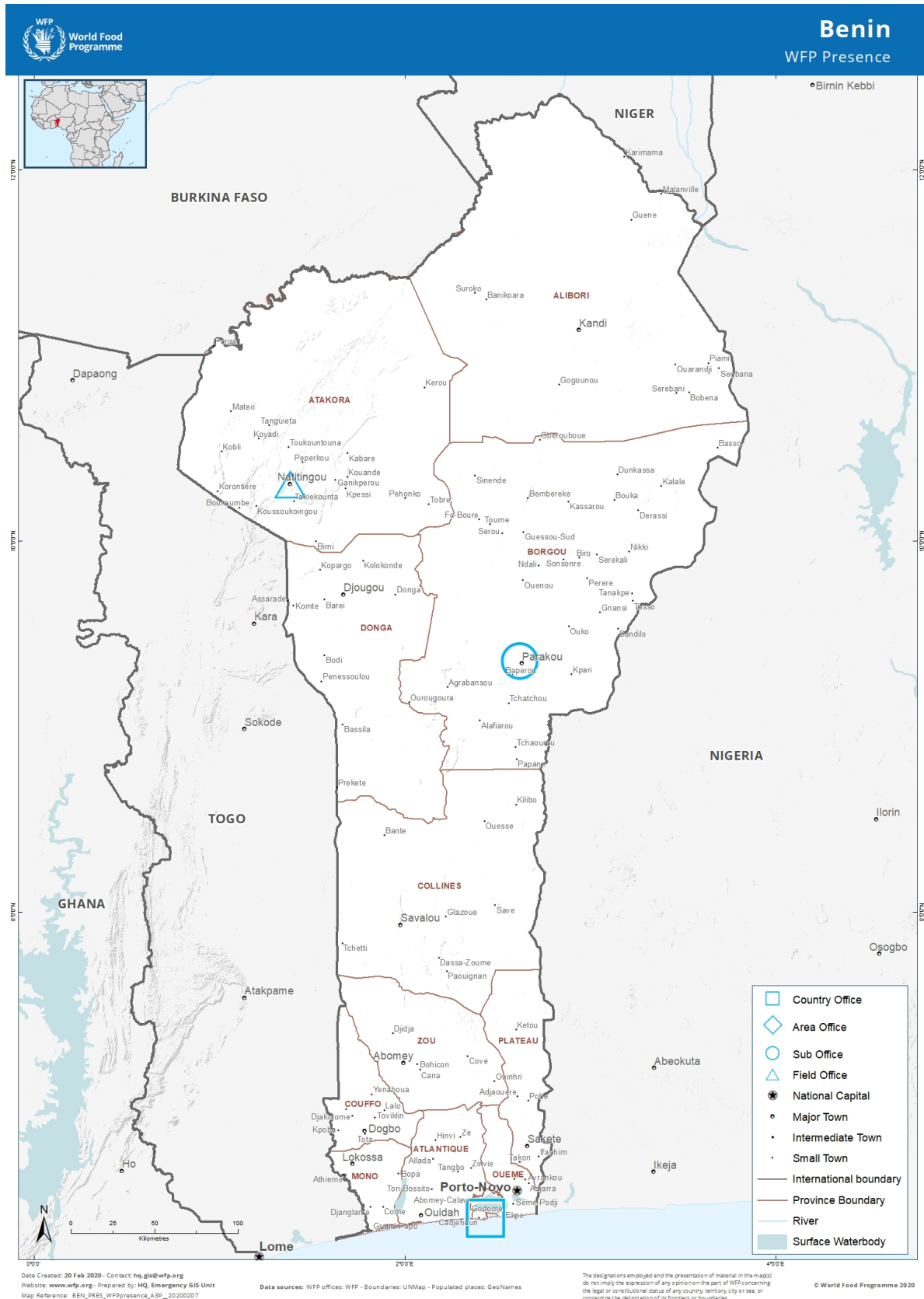
Annual Food Transfer



Annual Cash Based Transfer and Commodity Voucher



Context and Operations



The Republic of Benin is a low-income food-deficit country with an estimated population of 11.8 million, who are predominantly rural. The country has been a politically stable democracy since 1990, with a socio-political environment conducive to business.

Benin is ranked 163 of 189 countries in the 2019 Human Development Index report. More than 70 percent of the population depends on employment in the agricultural sector, which accounts for 25 percent of gross domestic product, while productivity is low and farmlands are small. Food prices maintain an upward trend that affects household access to food.



According to the November 2019 Cadre Harmonisé 24,936 people were experiencing food insecurity in Benin from October to December 2019 (IPC phase 3), while 13,689 people are projected to be food insecure during the next lean season (June-August 2020). Malnutrition particularly affects young children. Moderate acute malnutrition is considered to cause about half of the infant-children mortality rate [1] estimated at a high rate of 96 per thousand in Benin in 2018.[2] Chronic malnutrition, which prevents body growth and cognitive development with irreversible consequences after the age of 2, affects 32 percent of young children.

The education system in Benin faced persistent challenges. The quality of education and school environment was poor, and Benin had several rural districts with net enrolment rates below 50 percent, especially in the northern part of the country. In 2016, the primary school completion rate was 81 percent nationwide,[2] with only 76 percent girls completing primary schools versus 85 percent boys.

Women suffered from structural and socio-cultural discrimination that limited their access to economic opportunities. Despite their important role in agriculture, they had limited access to land due to discriminatory laws and inheritance rights, and only 20 percent of women owned a farmland.[3]

The *Programme National d'Alimentation Scolaire Intégré* (PNASI) was identified as a national priority essential to improve access to primary education and increase the retention rate, particularly among girls. In 2017, the Government of Benin entrusted WFP with its implementation throughout the country. In its first phase 2017-2021, the PNASI covered 51 percent of public primary schools in Benin and WFP was responsible for ensuring that all schoolchildren receive a hot and nutritious meal every school day.

WFP's transitional interim country strategic plan (T-ICSP 2019) had three strategic outcomes. The strategic outcome 1 aimed to ensure adequate access to safe and nutritious food for school children attending primary schools targeted in communities suffering from high food insecurity and low education rates. The school feeding activity implemented by WFP during the 2018-2019 school year reached 629,832 beneficiaries (44 percent girls and 56 percent boys) with the distribution of 4,523 mt of food items to 3,787 public primary schools throughout the country.

The strategic outcome 2 intended to enhance the nutritional status of the vulnerable population through the treatment of moderate acute malnutrition affecting children aged 6-59 months and pregnant and lactating women and girls, as well as the prevention of chronic malnutrition for children aged 6-23 months at risk of stunting. However, due to a lack of resources, WFP could not implement malnutrition treatment and prevention activities.

Under the strategic outcome 3, WFP aimed to improve the livelihoods of smallholders and to enhance their resilience and that of vulnerable communities to recurrent shocks. Interventions aimed to help communities develop their farming assets and provide local smallholders with market access support, thereby increasing their productivity and income. WFP targeted the most vulnerable departments of Karimama and Malanville in northern Benin but could not implement activities due to a lack of funding.

[1] IFPRI, 2015

[2] 5ème Enquête Démographique et de Santé, INSAE and ICF, 2018

[3] <https://data.worldbank.org/indicator>

CSP financial overview

The resourcing of the school feeding programme remained stable during the reporting period of the Benin transitional interim country strategic plan (T-ICSP) covering January to June 2019. WFP mobilised 92 percent of the resources required for the implementation of school feeding activities. Thanks to the commitments received from donors following a roundtable on school canteens organised by WFP and the national authorities of Benin in July 2018, the Government was able to expand the level of its financial commitment to the school feeding programme implemented by WFP. The Government remained the main donor of the school feeding programme, alongside the Choithrams private foundation and multilateral donors.

However, WFP was not able to mobilise funds for the implementation of the activities planned under strategic outcomes 2 and 3. Under the strategic outcome 2, WFP planned to implement malnutrition treatment and prevention activities, by enhancing the nutritional status of malnourished children and pregnant and lactating women and girls, as well as providing supplementary feeding to children at risk of stunting. Through the strategic outcome 3, WFP planned to improve the livelihoods of smallholders as well as enhance their resilience and that of vulnerable communities to recurrent shocks.

Programme Performance

Strategic outcome 01

School-aged children in Benin have adequate access to safe and nutritious food all year-round

Needs-based plan	Implementation plan	Available resources	Expenditures
\$13,254,754	\$11,108,566	\$2,781,262	\$2,670,930

The Integrated National Programme of School Feeding (PNASI) is one of the government's key social protection programme which is clearly defined in the *Programme D'Action du Gouvernement* (PAG) and represents the country's largest food-based safety net aimed at alleviating hunger among school children and improving access to primary education, particularly for girls.

Through this strategic outcome, WFP aimed to ensure adequate access to safe and nutritious food for primary schoolchildren attending targeted public primary schools. During the reporting period, this activity has been resourced at 21 percent and WFP spent 96 percent of the available resources to successfully implement the programme in 3,787 public primary schools, reaching 629,832 school children (277,126 girls and 352,706 boys) with the distribution of 4,522 mt of food.

The school feeding activities focused on providing nutritious meals to schoolchildren aged 5-17 years, using ingredients provided by WFP's food basket and supplemented by fresh vegetables, fish or meat provided by the school communities. The food basket daily ration is composed of 150 gr of cereals, 30 gr of pulses, 10 gr of vegetable oil, and 3 gr of iodized salt, that provide 720 kcal meal to meet the schoolchildren basic food and nutrition needs. These meals aimed to stimulate the children's growth, development and learning, and act as an incentive for poor parents to send and keep their children to school for the entire school year, thus improving school enrolment and retention rates.

From January to June 2019, the retention rates for both boys and girls reached 94,5 percent and the school attendance and enrolment rates increased to 82,5 percent and 82 percent respectively.

Children were also taught basic health, nutrition matters and hygiene practices that improved their nutritional status. WFP employed a nutrition-sensitive approach and local community members, teachers and local actors benefited from social behaviour change communication and nutrition education. All interventions sought to integrate gender parity with the empowering of women, girls and to de-construct discriminatory gender roles.

To cover the expanded portfolio of schools covered by the programme, WFP contracted an agreement with seven local non-governmental organizations responsible to assist WFP staff on the ground in delivering the trainings, overseeing the implementation and monitoring the school feeding activities in the 3,787 schools based throughout the 12 departments of the country.

Strategic outcome 02

Children aged 6-59 months and pregnant and lactating women and girls (PLW/G) in targeted areas have improved nutritional status in line with national target by 2021

Needs-based plan	Implementation plan	Available resources	Expenditures
\$515,381	\$0	\$28,561	\$24,478

This strategic outcome aimed to enhance the nutritional status of malnourished children aged 6-59 months and pregnant and lactating women and girls, as well as provide supplementary feeding to children aged 6-23 months at risk of stunting. WFP planned to provide ready-to-use supplementary food to targeted children aged 6-23 months to prevent acute malnutrition. For the treatment of moderate acute malnutrition, targeted children aged 6-59 months and pregnant and lactating women (PLW) were supposed to receive rations of super cereal (and vegetable oil for PLW).

Due to a lack of resources for its nutrition programme, WFP could not implement the activities planned under this strategic outcome.

However, WFP utilised special funds received from the Grand Duchy of Luxembourg and UNAIDS (USD 28,560) to implement a nutrition project targeting people living with HIV in the Mono, Couffo, Donga, Zou and Alibori Departments. Activities included the provision of equipment to support the revenues and nutritional security of women living with HIV organised in agro-food processing business groups, the provision of nutrition-monitoring materials and capacities-strengthening activities to health workers looking after HIV patients, as well as the delivery of communication sessions and manuals on nutrition education and cooking demonstrations to HIV patients.

Strategic outcome 03

Smallholder and vulnerable communities in Benin have improved livelihoods and stronger resilience to recurrent shocks by 2018

Needs-based plan	Implementation plan	Available resources	Expenditures
\$334,242	\$0	\$0	\$0

WFP aimed to improve the livelihoods of smallholders as well as enhance their resilience and that of vulnerable communities to recurrent shocks. Interventions under this strategic outcome aimed to help local communities develop their farming assets and provide smallholders with support for market access, thereby increasing their productivity and incomes. WFP planned to support asset creation through cash-based transfers and livelihood for vulnerable communities, targeting the Departments of Karimama and Malanville in northern Benin, identified as vulnerable areas with low-income populations highly exposed to food insecurity.

However, WFP could not carry out the activities planned under this strategic outcome due to a lack of resources. As a result, 10,800 beneficiaries in vulnerable areas and 1,000 people targeted in support of market access for smallholders could not be reached under the transitional interim strategic transition plan.

WFP Benin integrated support to local smallholder farmers as a component of the strategic outcome 1 related to the integrated school feeding programme activity in its upcoming country strategic plan 2019-2023.

Cross-cutting Results

Progress towards gender equality

Improved gender equality and women's empowerment among WFP-assisted population

WFP recognized the importance of addressing gender inequalities to achieve lasting food and nutrition security for the Benin population. In 2019, WFP increased efforts to sensitize staff and partners on gender mainstreaming in all activities. Training in gender-based violence prevention and the promotion of gender equality was carried out for WFP and operational partners' staff in Cotonou, Bohicon, Parakou and Natitingou. Cooperating partners used this knowledge to sensitize beneficiaries in the field on the importance of gender equality.

Internally, WFP set up a Gender Results Network, a team of cross-functional representatives that meet to discuss issues related to gender equality and how to address them in programme design.

WFP and partners in Benin worked to strengthen gender mainstreaming throughout activities defined in the interim country strategic plan (T-ICSP). For school feeding activities, the post-distribution monitoring (PDM) report from the field showed that women's participation in school feeding management committees, as well as their leadership in the committees, surpassed the targets. WFP emphasized the necessity for schoolgirls to be more involved in school feeding committee management. The gender ratio in a group of beneficiaries is up to 0.88 compared to 0.87 in late 2018.

The presence of women as presidents of school feeding management committees influenced the management of canteens, resulting in better-organized distributions. Compared to 2018 results, the proportion of women president of project management committees was 29 percent while the members who were women represented 39 percent. In the communities around the schools, women used their experience and knowledge gained from schools to install household kitchen and gardens.

Following the piloting of the Gender and age Marker (GaM) in 2019, the Benin T-ICSP has a GaM-monitoring score of 3, showing the integration of gender in programme design.

Protection

Affected populations are able to benefit from WFP programmes in a manner that ensures and promotes their safety, dignity and integrity

From January to June 2019, the political and security context in Benin remained stable for the development of programmes. WFP ensured mitigation actions for the risks identified and provided advice to the Government to address the risks associated with lack of leadership, weak financial capacity and limited capacities, with a view of future handover.

To mitigate the risk of the rainy season compromising access to vulnerable communities, WFP pre-positioned food to ensure timely deliveries.

To prevent risks of sexual exploitation, harassment and abuses during food distributions, although rated as low probability, a meeting was organized with partners to explain WFP's position on sexual abuse and harassment.

A proper feedback and complaint mechanism was scheduled to be set up in 2020 by WFP and partners to convey accountability towards beneficiaries and receive appropriate and timely feedback.

Post-distribution monitoring (PDM) tools employed by WFP integrated two cross-cutting outcome indicators, protection and information sharing, as part of WFP's new corporate response framework.

The PDM results showed that protection issues including robbery and misappropriation of food directly compromised the food security of beneficiaries. WFP and the Government took strong measures including sanctioning the responsible people. This measure, the first of its kind in school feeding programmes in Benin, constituted an example of good governance to ensure that programmes were implemented in a safe and dignified manner with respect to people's needs, rights and capacities.

Accountability to affected populations

Affected populations are able to hold WFP and partners accountable for meeting their hunger needs in a manner that reflects their views and preferences

WFP worked to ensure that the design and implementation of programme processes were informed by, and reflected the views of affected people.

WFP sought feedback from beneficiaries and collected information through various means such as surveys including food security monitoring (FSM) and post-distribution monitoring (PDM), as well as programme design and implementation. To ensure that all assisted people were informed about the programme (who was included, what people will receive, length of assistance) prior to any food distribution, WFP carried out regular sensitization to the targeted beneficiaries with their entitlements to raise awareness on their rights.

Furthermore, WFP cooperating partners were oriented and reminded of the beneficiary's rights and entitlements throughout the implementation process.

Informal feedback was received from assisted schools and local authorities whenever they faced cases of fraud or wrongdoing in the local school committee or issues that might affect the functioning of canteens. In some cases, WFP could immediately solve the issues through conversation, sharing information and mitigation measures. In response to concerns that a village local administration was diverting foods for children beneficiaries targeted by WFP, WFP strengthened sensitization and information efforts towards the local administration members and around beneficiaries' entitlements. Additionally, through the animators deployed in the school canteens by the local non-governmental organization (NGO) recruited by WFP for monitoring and social intermediation, a feedback mechanism was set up between the school and WFP. Animators received instructions to report any issue or constraints faced by beneficiaries receiving WFP assistance. In the school feeding programme, complaints were directed to school feeding committees which were responsible for sending the report to WFP or to the Ministry of Primary School.

Proper feedback and complaint mechanism is scheduled to be set up by WFP and partners in 2020, to convey accountability towards beneficiaries and receive appropriate and timely feedback.

Environment

Targeted communities benefit from WFP programmes in a manner that does not harm the environment

Benin is predominantly a rural society and more than 70 percent of the population depends on employment in the agricultural sector, with food representing 93 percent of the total agriculture production.

The sustainability of Benin's food systems is threatened by population, soil erosion, exposure to natural disasters, reduced land productivity, land and environmental degradation and climate change. The implications of environmental damage in rural areas are particularly serious for women who are generally cultivating the most marginal land and have the primary responsibility for providing food to their household.

Poor and food-insecure populations in the areas most vulnerable to climate change have limited capacity to cope with these threats.

WFP sensitized communities, especially the cooks, to use improved traditional stoves. To facilitate the adoption of the model of improved stoves, that reduced wood consumption and pollution, WFP identified a local non-governmental organization (NGO) specialised in this traditional technology that assisted and trained women on building traditional stoves.

Better future for children

Kaobagou, is a public primary school, located in the commune of Kérou, department of Atacora in north-west Benin and bordering the Republic of Burkina Faso. In this poor, rural locality, agriculture and the cultivation of cotton represents the main activity and source of income for the population.

During the cotton harvest season, that can last from October to January, the children are expected to help their parents on the farms and to contribute to the household income-earning activity, rather than going to school to learn. During the school year of 2017-2018, the number of children attending the primary school during harvest season dropped from 350 to 25 children.

In September 2018, the school was enrolled into the government-funded school feeding programme implemented by WFP. The nutritious meal served at lunchtime by the canteen to every child was an incentive for the parents to send their children to school even during the harvest season, and the number of children attending the school remained stable throughout the school-year 2018-2019.

There are 248 schoolchildren in this establishment, whose enthusiasm and capacities to learning increased thanks to the nutritious meal they receive every day. The Kaobagou community members of the school canteen committee and of the parents association are also very satisfied of this improvement to a better future for their children.

Data notes


Strategic outcome 03

This activity was not implemented in 2019 due to a lack of resources.

Figures and Indicators

WFP contribution to SDGs

 SDG 2: End hunger, achieve food security and improved nutrition and promote sustainable agriculture										
WFP Strategic Goal 1: Support countries to achieve zero hunger					WFP Contribution (by WFP, or by governments or partners with WFP Support)					
SDG Indicator	National Results			SDG-related indicator		Direct			Indirect	
		Female	Male			Overall		Female		Male
Prevalence of undernourishment	%	29.1	35.1	32.2	Number of people reached (by WFP, or by governments or partners with WFP support) to improve their food security	Number	277,126	352,706	629,832	0
Prevalence of moderate or severe food insecurity in the population, based on the Food Insecurity Experience Scale (FIES)	%			10.12	Number of people reached (by WFP, or by governments or partners with WFP support) to improve their food security	Number	277,126	352,706	629,832	0

 SDG 17: Strengthen the means of implementation and revitalize the global partnership for sustainable development										
WFP Strategic Goal 2: Partner to support implementation of the SDGs					WFP Contribution (by WFP, or by governments or partners with WFP Support)					
SDG Indicator	National Results		SDG-related indicator		Direct	Indirect				
		Overall					Overall			
Number of countries reporting progress in multi-stakeholder development effectiveness monitoring frameworks that support the achievement of the sustainable development goals	Number	1	Number of partners participating in multi-stakeholder partnerships (including common services and coordination platforms where WFP plays a leading or coordinating role)	Number	3					

Beneficiaries by Age Group

Beneficiary Category	Gender	Planned	Actual	% Actual vs. Planned
Total Beneficiaries	male	82,803	352,706	426%
	female	67,056	277,126	413%
	total	149,859	629,832	420%
By Age Group				
under 5 years	male	8,657	0	-
	female	8,187	0	-
	total	16,844	0	-
5-18 years	male	68,746	0	-
	female	53,469	0	-
	total	122,215	0	-
18 plus	male	5,400	0	-
	female	5,400	0	-
	total	10,800	0	-
5-11 years	male	0	125,966	-
	female	0	125,966	-
	total	0	251,932	-
12-17 years	male	0	226,740	-
	female	0	151,160	-
	total	0	377,900	-

Beneficiaries by Residence Status

Residence Status	Planned	Actual	% Actual vs. Planned
Resident	149,859	629,832	420%
Refugee	0	0	-
Returnee	0	0	-
IDP	0	0	-

Annual Food Transfer

Commodities	Planned Distribution (mt)	Actual Distribution (mt)	% Actual vs. Planned
Everyone has access to food			
Strategic Outcome: Strategic Outcome 01			
Maize	6,242	1,541	25%
Rice	6,242	1,904	30%
Iodised Salt	250	121	49%
Vegetable Oil	832	259	31%
Beans	1,248	0	0%

Commodities	Planned Distribution (mt)	Actual Distribution (mt)	% Actual vs. Planned
Split Peas	1,248	697	56%
No one suffers from malnutrition			
Strategic Outcome: Strategic Outcome 02			
Maize	4	0	0%
Corn Soya Blend	305	0	0%
Ready To Use Supplementary Food	28	0	0%
Iodised Salt	0	0	0%
Vegetable Oil	8	0	0%
Beans	1	0	0%
Smallholders have improved food security and nutrition			
Strategic Outcome: Strategic Outcome 03			
Maize	194	0	0%
Iodised Salt	2	0	0%
Vegetable Oil	11	0	0%
Beans	26	0	0%

Annual Cash Based Transfer and Commodity Voucher

Modality	Planned Distribution (CBT)	Actual Distribution (CBT)	% Actual vs. Planned
Smallholders have improved food security and nutrition			
Commodity Voucher	108,000	0	0%

Strategic Outcome and Output Results

Strategic Outcome 01	School-aged children in Benin have adequate access to safe and nutritious food all year-round	- Nutrition Sensitive - Root Causes						
Activity 01	1. Provide nutrition sensitive meals to school children	Beneficiary Group	Activity Tag		Planned	Actual		
Output A, B	Targeted school children receive a nutritious meal every day they attend school in order to meet their basic food and nutrition needs and increase school enrolment							
A.1	Beneficiaries receiving food transfers	Students (primary schools)	School feeding (on-site)	Female Male Total	56,015 71,293 127,308	48,840 62,160 111,000		
		Activity supporters	School feeding (on-site)	Female Male Total	276,916 352,438 629,354	228,286 290,546 518,832		
A.2	Food transfers			MT	16,062	4,522		
A.1	Number of women, men, boys and girls receiving food/cash-based transfers/commodity vouchers/capacity strengthening transfers							
	Number of beneficiaries reached as a result of WFP's contribution to the social protection system		School feeding (on-site)	individual	127,308			
B.1	Quantity of fortified food provided							
	Quantity of fortified food provided		School feeding (on-site)	Mt	2,703			
Activity 02	2. Provide capacity strengthening to relevant government institutions	Beneficiary Group	Activity Tag		Planned	Actual		
Output C	Targeted school children benefit from enhanced government capacity to manage the national school meals programme in order to enhance their food and nutrition security							
C.1	Number of people trained							
	Number of people trained		Institutional capacity strengthening activities	individual	2,765			
C.2	Number of capacity development activities provided							
	Number of capacity development activities provided on food safety and quality		Institutional capacity strengthening activities	Number	3			
C.3	Number of technical support activities provided							
	Number of technical assistance activities provided		Institutional capacity strengthening activities	unit	10			
Outcome results				Baseline	End-CSP Target	2019 Target	2019 Follow-up value	2018 Follow-up value

SO1; Benin								
Enrolment rate								
	Act 01: 1. Provide nutrition sensitive meals to school children	School feeding (on-site)	Female	76	=80	=80	83	
			Male	75	=80	=80	82	
			Overall	75	=80	=80	82	
Attendance rate (new)								
	Act 01: 1. Provide nutrition sensitive meals to school children	School feeding (on-site)	Female	76	=80	=80	83	
			Male	75	=80	=80	82	
			Overall	75.50	=80	=80	82.50	
Gender ratio								
	Act 01: 1. Provide nutrition sensitive meals to school children	School feeding (on-site)	Overall	0.87	=0.85	=0.85	0.88	
Pass rate								
	Act 01: 1. Provide nutrition sensitive meals to school children	School feeding (on-site)	Female	69.86	=55	=55	67	
			Male	70	=55	=55	69	
			Overall	69	=55	=55	68	
Zero Hunger Capacity Scorecard								
% process milestones completed along All Pathways (Full CCS portfolio)	Act 01: 1. Provide nutrition sensitive meals to school children	School feeding (on-site)	Overall	80	=100	=100		
% process milestones completed along Pathway 1 (Policies and legislation)	Act 01: 1. Provide nutrition sensitive meals to school children	School feeding (on-site)	Overall	0	=100	=100		
% process milestones completed along Pathway 2 (Institutional accountability)	Act 01: 1. Provide nutrition sensitive meals to school children	School feeding (on-site)	Overall	50	=100	=100		
% process milestones completed along Pathway 3 (Strategic planning and financing)	Act 01: 1. Provide nutrition sensitive meals to school children	School feeding (on-site)	Overall	90	=100	=100	90	
% process milestones completed along Pathway 4 (National programme design and delivery)	Act 01: 1. Provide nutrition sensitive meals to school children	School feeding (on-site)	Overall	0	=100	=100		

% process milestones completed along Pathway 5 (Engagement and participation of non-state actors)	Act 01: 1. Provide nutrition sensitive meals to school children	School feeding (on-site)	Overall	50	=100	=100		
Retention rate								
	Act 01: 1. Provide nutrition sensitive meals to school children	School feeding (on-site)	Female	94	=94	=94	95	
			Male	93	=94	=94	94.50	
			Overall	93	=94	=94	94.50	

Strategic Outcome 02	Children aged 6-59 months and pregnant and lactating women and girls (PLW/G) in targeted areas have improved nutritional status in line with national target by 2021	- Root Causes						
Activity 03	3. Provide nutritious foods to malnourished children and PLW/G	Beneficiary Group	Activity Tag		Planned	Actual		
Output B	Targeted beneficiaries (children 6-59 months and PLW/G) receive nutritious foods in order to treat moderate acute malnutrition							
A.1	Beneficiaries receiving food transfers	Children	Treatment of moderate acute malnutrition	Female Male Total	1,634 1,770 3,404			
		Pregnant and lactating women	Treatment of moderate acute malnutrition	Female Male Total	808 877 1,685			
		PMTCT clients	Treatment of moderate acute malnutrition	Female Male Total	144 156 300			
A.2	Food transfers			MT	117	0		
B.1	Quantity of fortified food provided							
	Quantity of fortified food provided		Treatment of moderate acute malnutrition	Mt	117			
B.2	Quantity of specialized nutritious foods provided							
	Quantity of specialized nutritious foods provided		Treatment of moderate acute malnutrition	Mt	159			
Activity 04	4. Provide supplementary feeding to children at risk of stunting	Beneficiary Group	Activity Tag		Planned	Actual		
Output B, C	Targeted children (6-23 months) receive blanket supplementary feeding and benefit from nutrition education and complementary activities in order to prevent stunting							

A.1	Beneficiaries receiving food transfers	Children	Prevention of stunting	Female Male Total	3,054 3,308 6,362			
A.2	Food transfers			MT	229	0		
B.1	Quantity of fortified food provided							
	Quantity of fortified food provided		Prevention of stunting	Mt	229			
C.1	Number of people trained							
	Number of people trained		Prevention of stunting	individual	1,300			

Strategic Outcome 03	Smallholder and vulnerable communities in Benin have improved livelihoods and stronger resilience to recurrent shocks by 2018	- Resilience Building						
Activity 05	5. Provide asset creation and livelihood support to vulnerable communities	Beneficiary Group	Activity Tag		Planned	Actual		
Output A	Food insecure vulnerable populations receive conditional food assistance in order to create assets and meet their basic food needs during the lean season							
A.1	Beneficiaries receiving food transfers	All	Food assistance for asset	Female Male Total	2,400 2,400 4,800			
A.1	Beneficiaries receiving cash-based transfers	All	CBT platform	Female Male Total	3,000 3,000 6,000			
A.2	Food transfers			MT	233	0		
A.3	Cash-based transfers			US\$	108,000			

Cross-cutting Indicators

Affected populations are able to benefit from WFP programmes in a manner that ensures and promotes their safety, dignity and integrity									
Proportion of targeted people accessing assistance without protection challenges									
Target group, Location, Modalities	Activity Number	Activity Tag	Female/Male/ Overall	Baseline	End-CSP Target	2019 Target	2019 Follow-up value	2018 Follow-up value	
SCHOOL FEEDING; Benin	Act 01: 1. Provide nutrition sensitive meals to school children	School feeding (on-site)	Overall	50	≥60	≥60	70		

Improved gender equality and women's empowerment among WFP-assisted population									
Proportion of food assistance decision-making entity – committees, boards, teams, etc. – members who are women									
Target group, Location, Modalities	Activity Number	Activity Tag	Category	Female/Male/ Overall	Baseline	End-CSP Target	2019 Target	2019 Follow-up value	2018 Follow-up value
SCHOOL FEEDING; Benin	Act 01: 1. Provide nutrition sensitive meals to school children	School feeding (on-site)		Overall	15	=30	=30	30	

Affected populations are able to hold WFP and partners accountable for meeting their hunger needs in a manner that reflects their views and preferences									
Proportion of assisted people informed about the programme (who is included, what people will receive, length of assistance)									
Target group, Location, Modalities	Activity Number	Activity Tag	Female/Male/ Overall	Baseline	End-CSP Target	2019 Target	2019 Follow-up value	2018 Follow-up value	
school feeding; Benin	Act 01: 1. Provide nutrition sensitive meals to school children	School feeding (on-site)	Overall	90	=100	=100	100		

Proportion of project activities for which beneficiary feedback is documented, analysed and integrated into programme improvements									
Target group, Location, Modalities	Activity Number	Activity Tag	Female/Male/ Overall	Baseline	End-CSP Target	2019 Target	2019 Follow-up value	2018 Follow-up value	
SCHOOL FEEDING; Benin			Overall	30	≥80	≥80	100		

World Food Programme

Cover page photo © Cover photo © WFP/Makeba Tchibozo

Community members preparing hot and nutritious meals to be served in primary school canteen

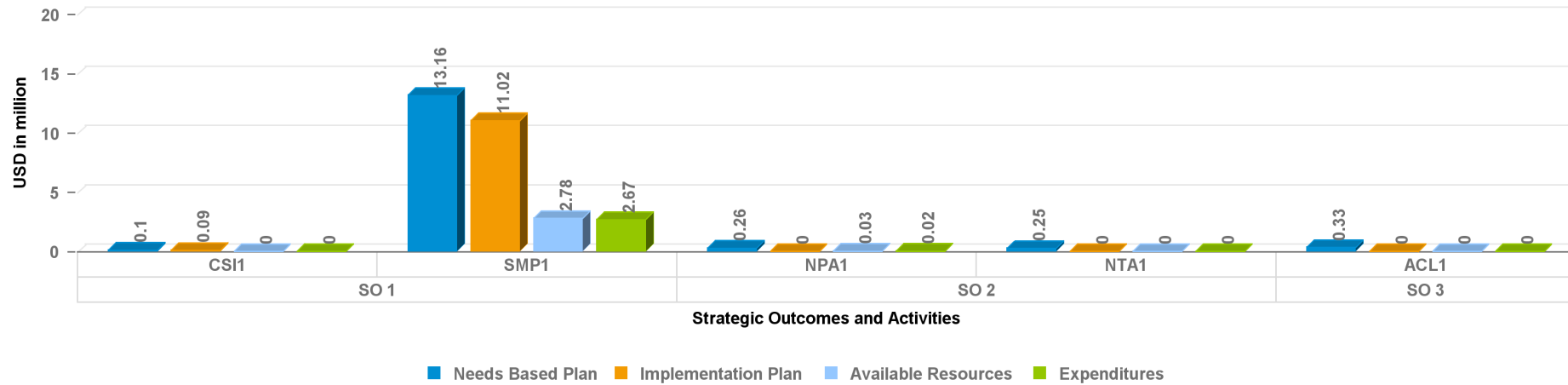
<https://www.wfp.org/countries/benin>

Annual Country Report

Benin Country Portfolio Budget 2019 (2018-2019)

Annual Financial Overview for the period 1 January to 31 December 2019 (Amount in USD)

Annual CPB Overview



Code	Strategic Outcome
SO 1	School-aged children in Benin have adequate access to safe and nutritious food all year-round
SO 2	Children aged 6-59 months and pregnant and lactating women and girls (PLW/G) in targeted areas have improved nutritional status in line with national target by 2021
SO 3	Smallholder and vulnerable communities in Benin have improved livelihoods and stronger resilience to recurrent shocks by 2018
Code	Country Activity Long Description
ACL1	5. Provide asset creation and livelihood support to vulnerable communities
CSI1	2. Provide capacity strengthening to relevant government institutions
NPA1	4. Provide supplementary feeding to children at risk of stunting
NTA1	3. Provide nutritious foods to malnourished children and PLW/G
SMP1	1. Provide nutrition sensitive meals to school children

Annual Country Report

Benin Country Portfolio Budget 2019 (2018-2019)

Annual Financial Overview for the period 1 January to 31 December 2019 (Amount in USD)

Strategic Result	Strategic Outcome	Activity	Needs Based Plan	Implementation Plan	Available Resources	Expenditures
1	School-aged children in Benin have adequate access to safe and nutritious food all year-round	2. Provide capacity strengthening to relevant government institutions	96,315	92,682	0	0
		1. Provide nutrition sensitive meals to school children	13,158,439	11,015,884	2,781,262	2,670,930
Subtotal Strategic Result 1. Everyone has access to food (SDG Target 2.1)			13,254,754	11,108,567	2,781,262	2,670,930
2	Children aged 6-59 months and pregnant and lactating women and girls (PLW/G) in targeted areas have improved nutritional status in line with national target by 2021	4. Provide supplementary feeding to children at risk of stunting	261,955	0	28,560	24,478
		3. Provide nutritious foods to malnourished children and PLW/G	253,426	0	1	0
Subtotal Strategic Result 2. No one suffers from malnutrition (SDG Target 2.2)			515,381	0	28,560	24,478
3	Smallholder and vulnerable communities in Benin have improved livelihoods and stronger resilience to recurrent shocks by 2018	5. Provide asset creation and livelihood support to vulnerable communities	334,242	0	0	0
Subtotal Strategic Result 3. Smallholders have improved food security and nutrition (SDG Target 2.3)			334,242	0	0	0
		Non Activity Specific	0	0	117,969	0
Subtotal Strategic Result			0	0	117,969	0

This computer generated report is certified by the Chief of Contribution Accounting and Donor Financial Reporting Branch (RMFC)

Annual Country Report

Benin Country Portfolio Budget 2019 (2018-2019)

Annual Financial Overview for the period 1 January to 31 December 2019 (Amount in USD)

Strategic Result	Strategic Outcome	Activity	Needs Based Plan	Implementation Plan	Available Resources	Expenditures
	Total Direct Operational Cost		14,104,377	11,108,567	2,927,791	2,695,408
	Direct Support Cost (DSC)		731,835	731,835	188,350	154,068
	Total Direct Costs		14,836,212	11,840,402	3,116,141	2,849,476
	Indirect Support Cost (ISC)		964,354	769,626	159,108	159,108
	Grand Total		15,800,566	12,610,028	3,275,250	3,008,584



Brian Ah Poe
Chief
Contribution Accounting and Donor Financial Reporting Branch

Columns Definition

Needs Based Plan

Latest annual approved version of operational needs as of December of the reporting year. WFP's needs-based plans constitute an appeal for resources to implement operations which are designed based on needs assessments undertaken in collaboration with government counterparts and partners

Implementation Plan

Implementation Plan as of January of the reporting period which represents original operational prioritized needs taking into account funding forecasts of available resources and operational challenges

Available Resources

Unspent Balance of Resources carried forward, Allocated contribution in the current year, Advances and Other resources in the current year. It excludes contributions that are stipulated by donor for use in future years

Expenditures

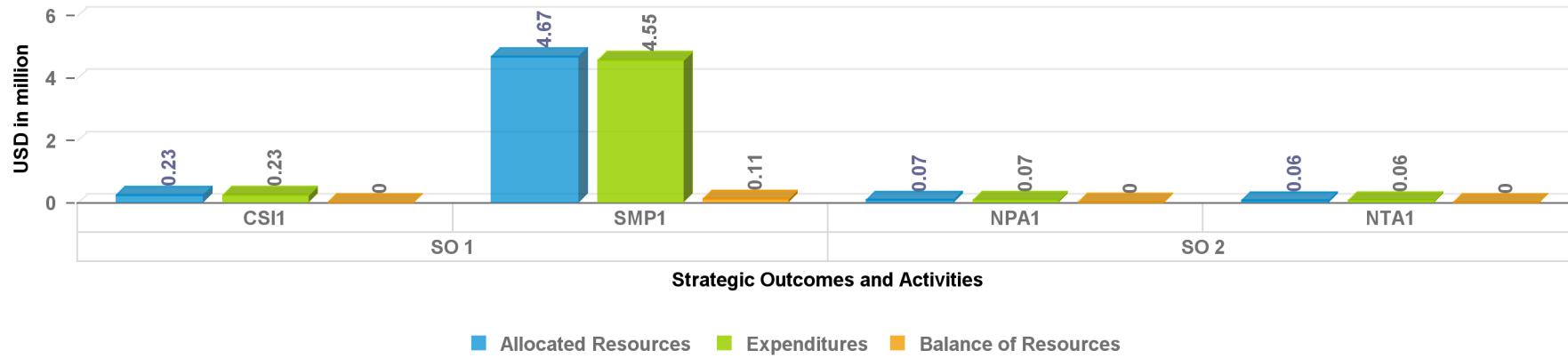
Monetary value of goods and services received and recorded within the reporting year

Annual Country Report

Benin Country Portfolio Budget 2019 (2018-2019)

Cumulative Financial Overview as at 31 December 2019 (Amount in USD)

Cumulative CPB Overview



Code	Strategic Outcome
SO 1	School-aged children in Benin have adequate access to safe and nutritious food all year-round
SO 2	Children aged 6-59 months and pregnant and lactating women and girls (PLW/G) in targeted areas have improved nutritional status in line with national target by 2021

Code	Country Activity - Long Description
CSI1	2. Provide capacity strengthening to relevant government institutions
NPA1	4. Provide supplementary feeding to children at risk of stunting
NTA1	3. Provide nutritious foods to malnourished children and PLW/G
SMP1	1. Provide nutrition sensitive meals to school children

Annual Country Report

Benin Country Portfolio Budget 2019 (2018-2019)

Cumulative Financial Overview as at 31 December 2019 (Amount in USD)

Strategic Result	Strategic Outcome	Activity	Needs Based Plan	Allocated Contributions	Advance and Allocation	Allocated Resources	Expenditures	Balance of Resources
1	School-aged children in Benin have adequate access to safe and nutritious food all year-round	2. Provide capacity strengthening to relevant government institutions	489,317	230,517	0	230,517	230,517	0
		1. Provide nutrition sensitive meals to school children	16,165,231	4,665,280	0	4,665,280	4,554,948	110,332
Subtotal Strategic Result 1. Everyone has access to food (SDG Target 2.1)			16,654,548	4,895,797	0	4,895,797	4,785,465	110,332
2	Children aged 6-59 months and pregnant and lactating women and girls (PLW/G) in targeted areas have improved nutritional status in line with national target by 2021	4. Provide supplementary feeding to children at risk of stunting	613,379	73,431	0	73,431	69,349	4,082
		3. Provide nutritious foods to malnourished children and PLW/G	644,662	55,868	0	55,868	55,867	1
Subtotal Strategic Result 2. No one suffers from malnutrition (SDG Target 2.2)			1,258,041	129,299	0	129,299	125,216	4,082

Annual Country Report

Benin Country Portfolio Budget 2019 (2018-2019)

Cumulative Financial Overview as at 31 December 2019 (Amount in USD)

Strategic Result	Strategic Outcome	Activity	Needs Based Plan	Allocated Contributions	Advance and Allocation	Allocated Resources	Expenditures	Balance of Resources
3	Smallholder and vulnerable communities in Benin have improved livelihoods and stronger resilience to recurrent shocks by 2018	5. Provide asset creation and livelihood support to vulnerable communities	920,397	0	0	0	0	0
Subtotal Strategic Result 3. Smallholders have improved food security and nutrition (SDG Target 2.3)			920,397	0	0	0	0	0
		Non Activity Specific	0	117,969	0	117,969	0	117,969
Subtotal Strategic Result			0	117,969	0	117,969	0	117,969
Total Direct Operational Cost			18,832,987	5,143,065	0	5,143,065	4,910,682	232,384
Direct Support Cost (DSC)			1,243,290	451,284	0	451,284	417,002	34,282
Total Direct Costs			20,076,277	5,594,349	0	5,594,349	5,327,684	266,666
Indirect Support Cost (ISC)			1,304,958	346,674		346,674	346,674	0
Grand Total			21,381,235	5,941,024	0	5,941,024	5,674,358	266,666

This donor financial report is interim



Brian Ah Poe
Chief

Contribution Accounting and Donor Financial Reporting Branch

05/02/2020 15:15:16

Columns Definition

Needs Based Plan

Latest approved version of operational needs. WFP's needs-based plans constitute an appeal for resources to implement operations which are designed based on needs assessments undertaken in collaboration with government counterparts and partners

Allocated Contributions

Allocated contributions include confirmed contributions with exchange rate variations, multilateral contributions, miscellaneous income, resource transferred, cost recovery and other financial adjustments (e.g. refinancing). It excludes internal advance and allocation and contributions that are stipulated by donor for use in future years.

Advance and allocation

Internal advanced/allocated resources but not repaid. This includes different types of internal advance (Internal Project Lending or Macro-advance Financing) and allocation (Immediate Response Account)

Allocated Resources

Sum of Allocated Contributions, Advance and Allocation

Expenditures

Cumulative monetary value of goods and services received and recorded within the reporting period

Balance of Resources

Allocated Resources minus Expenditures