

SAVING  
LIVES

CHANGING  
LIVES



# Guinea Annual Country Report 2019

Country Strategic Plan  
2018 - 2019



World Food  
Programme

# Table of contents

<b>Summary</b>	<b>3</b>
<b>Context and Operations</b>	<b>6</b>
<b>CSP financial overview</b>	<b>8</b>
<b>Programme Performance</b>	<b>9</b>
Strategic outcome 01	9
Strategic outcome 02	10
Strategic outcome 03	11
<b>Cross-cutting Results</b>	<b>13</b>
Progress towards gender equality	13
Protection	13
Accountability to affected populations	14
Environment	14
<b>Building A Child's Future</b>	<b>16</b>
<b>Data Notes</b>	<b>16</b>
<b>Figures and Indicators</b>	<b>18</b>
WFP contribution to SDGs	18
Beneficiaries by Age Group	20
Beneficiaries by Residence Status	20
Annual Food Transfer	21
Annual Cash Based Transfer and Commodity Voucher	21
Strategic Outcome and Output Results	22
Cross-cutting Indicators	29

# Summary

Since the launch of the transitional interim country strategic plan T-ICSP in January 2018, WFP Guinea has continuously developed collaboration and synergies with the Government and other stakeholders to reinforce and complement activities under school feeding (strategic objective 1) nutrition prevention and (strategic objective 2) and livelihood and resilience programmes targeting smallholder farmers (strategic objective 3).

From January to June 2019, under these 3 pillars, WFP targeted the most food insecure regions in the country, assisted more than 120,000 school children, of whom 45 percent were girls, reached 12,830 children aged 6-59 months and pregnant and lactating women and girls (PLWG) through activities of acute malnutrition prevention, while 6,769 PLWG received specialized nutritious foods (SNFs) and sensitization to help fight chronic malnutrition through the "1,000 days project". WFP Guinea also provided nutrition assistance to people living with HIV and Tuberculosis (PLHIV/TB) and their households. Actual total number of beneficiaries is about 5 percent lower than estimated, which is mainly due to teachers' strikes that significantly hampered school feeding activities.

WFP continued capacity strengthening activities with school canteen management committees, focusing on efficient management driven by the communities in order to maintain ownership and sustainability.

WFP supported the National Directorate of School Feeding with targeting and monitoring missions in rural areas. The country office provided financial and technical support to 25 farmers' organizations involved in horticulture and 12 unions in rice production and parboiling, and through its interventions, the country office fostered gender equality and women's empowerment, created employment opportunities; and enhanced resilience to shocks.

Available resources throughout the period were higher than planned, actual resourcing standing at 150 percent of the needs-based plan. However lack of capacities (number of staff), complex and challenging corporate administrative processes, as well as recurrent teachers' strikes during the first trimester of the school year, significantly slowed down implementation, particularly school feeding, including the support WFP provided to the Ministry of Education and Literacy for the draft of the national school feeding policy.

One of the main operational achievements during the period was the implementation of cash-based transfers (mobile money) in 195 schools (out of 896 school nationwide). Thirty school canteens received cash-based transfers (CBTs), used by the canteen management committees to purchase directly food rations from contracted retailers. The remaining 165 school canteens received both in-kind (oil, pulses and iodized salt) and CBTs, used to purchase rice from targeted parboiling groups.

Contrary to the previous year, post-delivery losses were low in 2019, mostly thanks to measures taken to improve and follow internal procedures. Overall, losses amount to 0.0015 percent, due to laboratory sampling, re-bagging due to infestations and overlong storage.

Accessibility was a challenge, particularly in the south of the country where roads are degraded causing significant delays in delivery and transport cost increase during the rainy season. Large road construction projects across the country are expected to improve networks and reduce transport costs within the next few years. To mitigate food shortage and distribution gaps, supply chain prepositioned stocks and Extended Delivery Points (EDP) before heavy rain started.

With a view to a national handover by 2030, WFP provided technical support and capacity strengthening to the Government, focusing particularly on school feeding, and Supply Chain management through the SOLVE (Supply Optimization through Logistics visibility and evolution) initiative launched in early 2018. Important progress was reported including the finalisation of Technical Market Assessment, institutional capacity strengthening in stock and fleet management to Guinea's Central Pharmacy. Numerous internal training were also organised with the SOLVE team at the Regional Bureau Dakar.

To date, the Government of Guinea has not put in place specific national SDG targets, which affects focused monitoring and progress. Furthermore, although institutional capacity strengthening is a priority for the Government, a multi-actor, multi-sectoral national strategy still needs to be formulated, the national statistics department (INS) in charge of monitoring and reporting on SDGs is affected by lack of funds and capacity and no reliable data are available.

Nonetheless, WFP will further develop a multisectoral, multi-actor response to contribute to achieving the Sustainable Development Goals related to poverty (SDG1), hunger (SDG2), health (SDG3), education (SDG4), gender equality (SDG5), economic growth (SDG8), climate change (SDG 13), reduced inequalities (SDG10) and strengthened partnerships (SDG17).

# 144,424

Total Beneficiaries in 2019

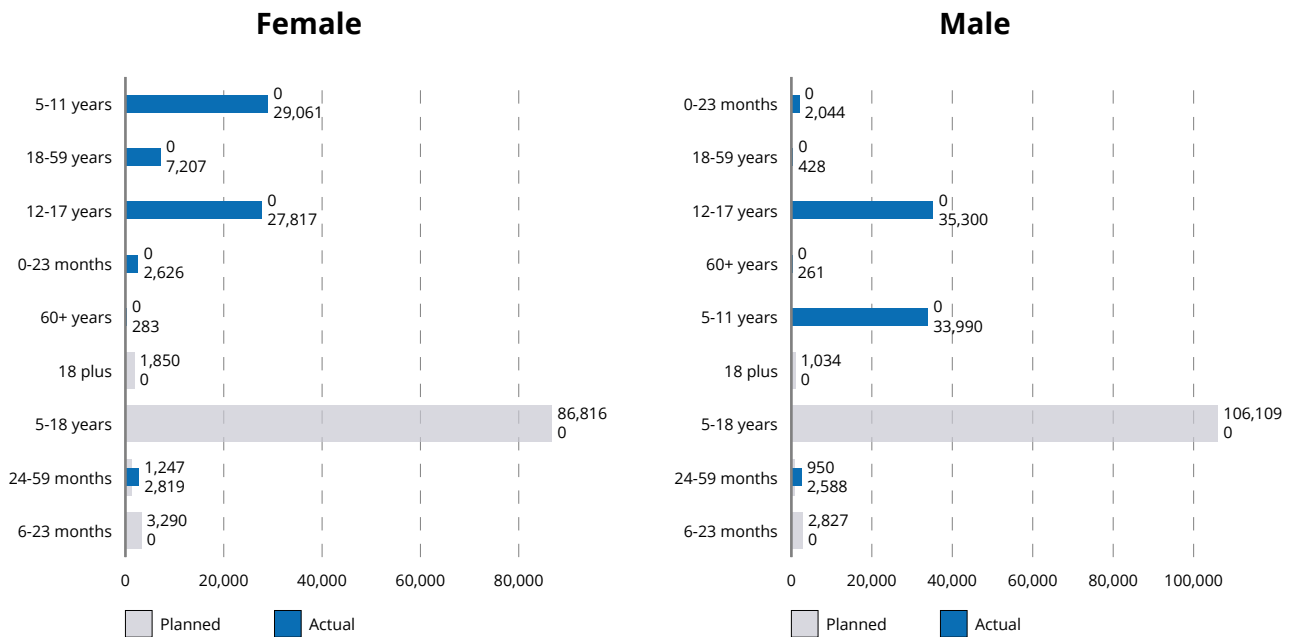


48% female

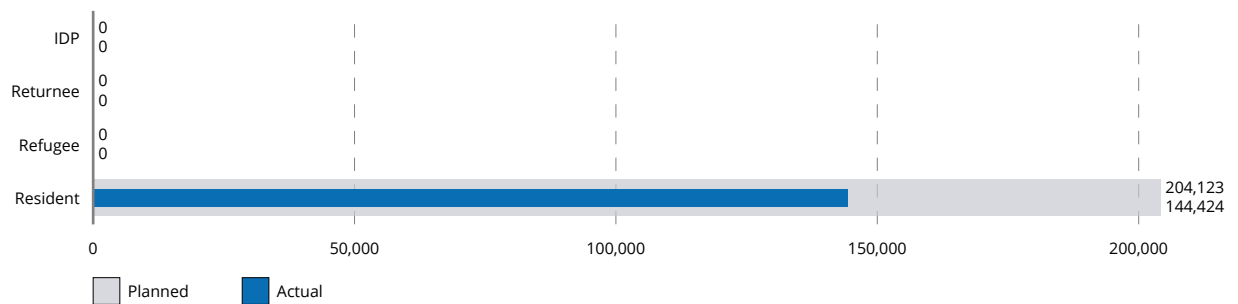


52% male

## Beneficiaries by Sex and Age Group



## Beneficiaries by Residence Status



## Total Food and CBT



4,415 mt

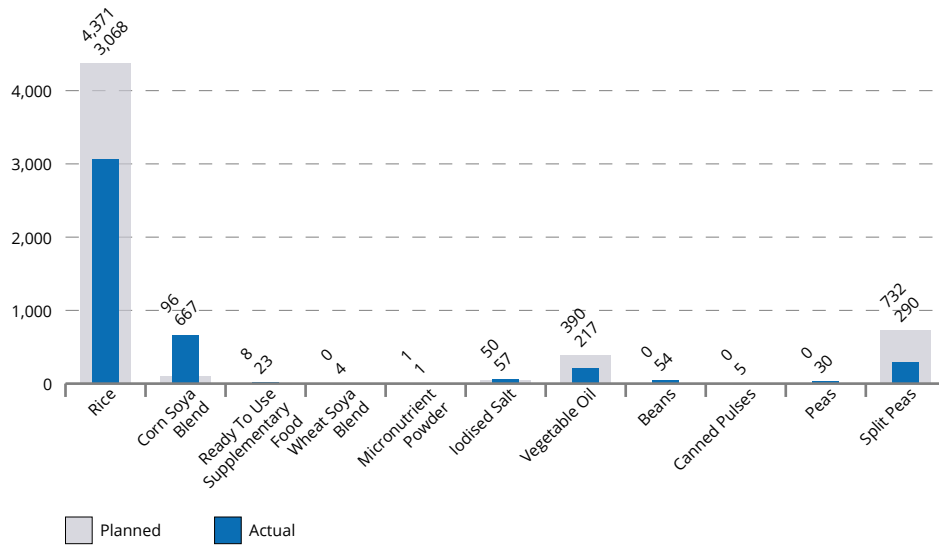
total actual food transferred in 2019  
of 5,647 mt total planned



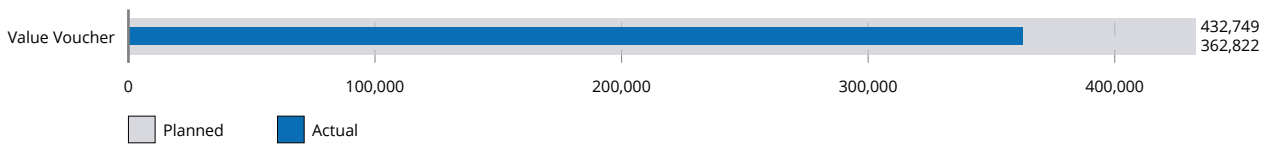
US\$ 362,822

total actual cash transferred in 2019  
of \$US 432,749 total planned

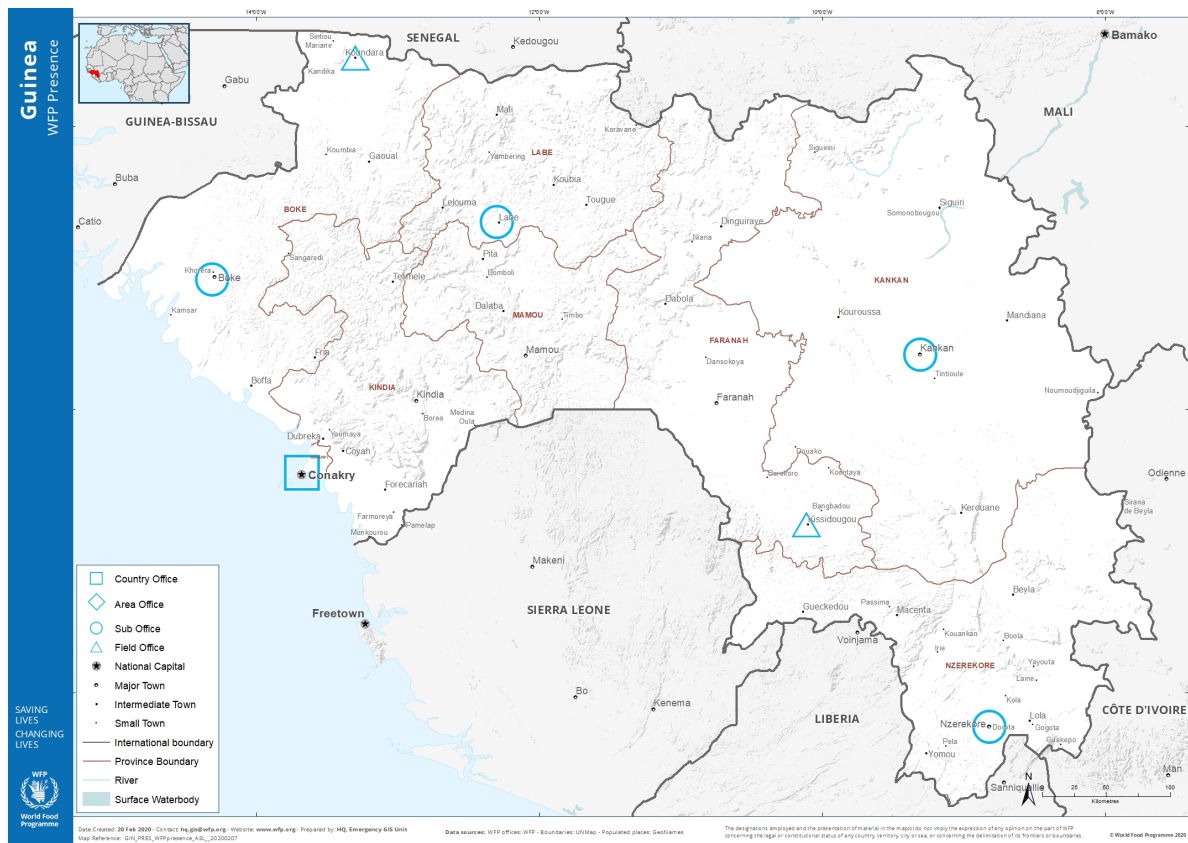
### Annual Food Transfer



### Annual Cash Based Transfer and Commodity Voucher



# Context and Operations



In 2019, Guinea continued to face numerous socio-economic and political challenges. Social unrest, including teachers' strikes - that significantly hampered WFP School Feeding Operations - and demonstrations in several mining towns, particularly in the regions of Boke, (Lower Guinea) and Kankan (Upper Guinea) against inequalities, the lack of basic social services and job opportunities have weighed heavily on the Guinean people. Exacerbating social tensions, more than 50 percent of the population lives below the poverty line (USD 1.25 a day); women and girls, who make up 67 percent of the working population continue to face major challenges that reinforce inequalities between men and women. These include challenges related to access to land and assets, livelihoods, primary health care and education as well as decision making position at all levels. Net primary school enrolment rates among schoolchildren aged 6 to 14 years old are higher among boys than girls, standing respectively at 72 percent and 66 percent.

Food insecurity remains high (22 percent) with 3 percent affected by severe food insecurity. Two major environmental factors - drought and flooding - impact food security, which is further compounded by the effect of deforestation, particularly in the southern region, recurrent bush fires and unregulated mining. Despite government's and partners' efforts to strengthen the agricultural sector, including its capacity to adapt to the effects of climate change, millions of smallholder farmers across Guinea remain vulnerable to recurring shocks.

The latest *Analyse Globale de la Vulnérabilité et de la Sécurité Alimentaire et Nutritionnelle* (AGVSAN) 2018 report highlighted alarming levels of chronic malnutrition in Nzérékoré, in the South of the country and in the central region of Faranah with a prevalence higher than 40 percent above WHO critical threshold, in 2 administrative districts in Nzérékoré. Strongly correlated with poverty, malnutrition remained a problem among children and women in localised area as a result of poor access to safe and nutritious food, inadequate knowledge and feeding practices as well as limited access to basic health services. Stunting rates stood at 24 percent nationwide.

Guinea ranked 175 out of 189 countries in the 2017 Human Development Index [1].

In the first 6 months of 2019, WFP's operations in Guinea were conducted under the T-ICSP. The focus was under resilience building (SO1, School Feeding and SO3 Smallholder livelihoods) and root causes (SO2 prevention and treatment of malnutrition). The key objectives were to provide access to food for schoolchildren, improve the nutritional status of the most vulnerable populations in Guinea including People Living with HIV/AIDS and Tuberculosis, provide treatment to pregnant and lactating women and girls, and children aged 0-59 months and strengthen the capacities of smallholders in targeted areas, particularly unions of women parboilers and young people to better support food security and nutrition needs throughout the year.

Contributing towards SDG2 (Zero hunger) and SDG4 (Quality education) WFP allocated most of its available resources to school feeding. Addressing low literacy and school attendance rates, particularly among girls, Strategic Outcome 1 focused on ensuring that food-insecure populations, particularly schoolchildren, in targeted areas in Guinea had access to safe and nutritious food throughout the year.



Working towards SDG2 and 17, Strategic Outcome 2 focused on improving the nutritional status of children aged 6-59 months, malnourished HIV/TB clients, and pregnant and lactating women and girls (PLW/G) country-wide.

Food and nutrition assistance to PLHIV/TB included distribution of rice, oil and pulse, as well as specialised nutritious foods (SNFs) for ARV treatment compliance.

Strategic outcome 3 focused on reinforcing smallholder farmers' capacities, particularly among women, to provide school meals, create a sustainable model for institutional purchases and create linkages between smallholder farmers and market outlets to stimulate local availability of foods and increase household incomes.

To ensure a consistent, appropriate and timely response, WFP looked into developing and expanding partnerships across its activities.

Following the T-ICSP, WFP has been operating under a 3-year Interim CSP, (2019-2022) since July 2019. Aligned with the objectives of the Plan National de Developpement Economique et Social (PNDES) and the UNDAF (2018-2022) and informed by the Decentralised Evaluation (2013-2017),[2] the I-CSP maintains and refines its nutrition support and school feeding strategy, scales up livelihood activities and develops resilient and sustainable national food systems. With a clear focus on sustainability, the I-CSP will set up and roll-out a demand-driven Country Capacity Strengthening strategy.

[1] Indice de Développement Humain - Education Index 2017 [2] Devaluation Decentralisee, Programme de Pays 200326 du PAM en Guinee, 2013-2017, version finale juin 2018

# CSP financial overview

The transitional country strategic plan (T-ICSP)'s funding reached USD 16.8 million compared to the needs-based plan (NBP) at USD 5.5 Million (150 percent), the overfunding is due to a combination of successful resources mobilisation and resources migration from the Country Programme to the T-ICSP. Allocated resources were composed of directed multilateral contributions and non-earmarked contributions. The funding disparities among the different strategic outcomes enabled full implementation of planned activities, however they also made a budget revision necessary for the re-allocation and prioritisation of funds between Strategic Outcomes (SOs) before the end of the T-ICSP in June 2019. While the process did disrupt some of the activities, it did not affect the overall implementation and the country office remained focused on providing an integrated package of food and nutrition assistance to save lives and protect livelihoods.

The main objectives of the budget revision were to improve South-South cooperation, strengthen Government's technical capacity in monitoring, fundraising, programme implementation and logistics, and to provide support to the Government for the national school feeding policy.

Specifically, the budget revision led to the following programmatic and operational changes by strategic outcome:

Strategic Outcome 1: hot meals distribution went from 4 to 5 days a week (the activity was only funded at 57 percent) to absorb overstock accumulated after a three-month teachers' strike.

Strategic Outcome 2: the number of targeted beneficiaries was increased, and the budget adjusted, in order to spend the totality of the additional funds and tailor expenditures to the approved needs-based plans. The number of beneficiaries under Activity 5 (providing assistance to clients under Anti-retroviral treatment) increased while the modality was changed from cash-based transfers (CBT) to in-kind provision, due to delays in the implementation of an effective CBT mechanism. The number of beneficiaries targeted under Activity 6 for the prevention of chronic malnutrition was also incremented.

Strategic Outcome 3: seventeen percent of the budget was allocated to activity 7 (smallholders' capacity strengthening), with the total number of beneficiaries increased and in-kind food assistance introduced. This helped WFP to support smallholder farmers to meet their food and nutrition needs while improving their resilience to natural and man-made shocks. The local purchase component, which was initially programmed under Activity 8 (local purchases), was transferred to Activity 1.

Challenges in financial operations, including restricted funding and difficulties in absorbing funds in time, affected WFPs activities overall.



# Programme Performance

## Strategic outcome 01

Vulnerable populations including school-aged children in Guinea have adequate access to safe and nutritious food all year-round

Needs-based plan	Implementation plan	Available resources	Expenditures
\$2,407,131	\$2,083,345	\$1,361,388	\$1,334,476

In 2019, activities outlined under strategic Outcome 1 (SO1) of the Country Office's Transitional Interim Country Strategic Plan (TICSP 2018- 2019) and aligned with the National Plan for Economic and Social Development (PNDES) (2016-2020) focused on providing direct assistance through the school feeding programme, national and community capacity strengthening to take ownership and on strategic collaboration and partnership with other UN sister agencies and NGOs. To achieve these goals, 131,895 schoolchildren have been targeted in 896 primary schools across five of the country's eight regions. Although 100 percent of the schools were covered (in those regions), WFP assisted 94 percent of targeted schoolchildren accounting for 124,380 children, of whom 55,971 were girls. This is mainly due to drop-out during and after teachers' strikes in the last quarter of 2018. The 3 percent overall dropout rate is much higher than last year's 1.98 percent.

The effect of the teachers' strike has also been felt on the overall enrolment rate, standing at 8 percent this year. Although higher than the 6 percent initially planned, it reveals a 4 percent decrease from last year.

In the first semester, School Feeding activities, under strategic outcome 1, covered 51 percent of the initial overall budget prior to the budget revision, which allocated 57 percent of available resources to the programme.

The main challenge over this period was the tense socio-economic climate with a negative impact on the whole education and schooling system in the country.

WFP worked closely with the Ministry of Education and the National Directorate of School Feeding (Direction Nationale des Cantines Scolaires (DNCaS)) to improve both primary enrolment and retention rates and to ensure that schoolchildren in WFP-assisted schools received daily nutritious school meals with regular take-home rations for girls.

With this, and under activity 1, vulnerable populations including school-aged children in Guinea have access to safe and nutritious food all year-round.

From January to June 2019, WFP assisted 896 schools as planned, however only 95 percent food was distributed as a consequence of the teachers' strike. School Feeding overall performance is acceptable considering that 90 percent of schools were closed during this time.

The following mitigating measures to minimize the effects of teachers' strikes on the stock available and activities performed by WFP, included, (i) an increase in the number of girls receiving quarterly take-home rations from 12,155 girls to 17,287. As a result, almost 8 additional tons of food were distributed to girls including oil, rice and salt, (both rice and salt were not included in the initial plan). This contributed to improved households food security and girls school retention rate standing at 99 percent in the targeted areas; (ii) increase in the number of days of distribution, from 4 to 5 days weekly; (iii) in addition, 193 schools in the areas most affected by global acute malnutrition received specialized nutritious food (micronutrient powder- MNP of 0.4g) and daily hot meals. Assistance reached 30 percent more children than originally planned.

The introduction of cash-based transfers (CBT) (mobile money) at the beginning of the year, helped to support 195 schools (21 percent of those targeted) and 28,810 school children. Cash transferred to school management Committees (COGEST) was used for local purchases with the objective to reach 30 percent by 2020. So far, this initiative has contributed to strengthening the link between local smallholders and schools and introduced nutrition-sensitive agriculture. The food basket comprised rice purchased from women parboilers, vegetables from horticultural unions, as well as oil, salt and condiments purchased from local retailers. A total of USD 362,037 was spent on local purchases from 12 rice production and parboiling unions, 25 horticultural farmer's organisations and 22 retailers.

A Social Behaviour Change campaign (SBCC) on nutrition targeted a total of 30,172 groups' and unions' members as well as parents. Under activity 2, WFP has been supporting the Government during the review of the national policy on school feeding. The DNCaS was provided with IT equipment, office supplies and a vehicle to help with field monitoring activities, which included joint monitoring missions undertaken by WFP with the DNCaS improved schools' monitoring capacity. More than 1,311 school staff received training on transparent management of school canteens and simplified accounting systems. The objective of WFP Guinea is to reinforce the political and institutional framework of the directorate for eventual national ownership.

WFP worked closely with the Food and Agriculture Organization (FAO) in Guinea and continued providing high-quality, locally produced parboiled rice. FAO provided agricultural inputs, technical assistance, and quality assurance to farmers



in the region of Boke and supported the purchase of 25 tons locally-grown rice for schools.

WFP worked closely with UNDP to introduce clean stoves into schools, reaching 22 percent of all schools. Communities received training on new stoves building techniques.

For national ownership and the sustainability of the School Feeding Programme, WFP continued setting up and nurturing partnerships with local implementing partners, under activity 3. With the close support of WFP, 11 implementing partners designed and ran community-capacity strengthening interventions. During the first half of 2019, an overall 4,583 people – including 1,218 women – got training on supply chain and financial management, school feeding, and governance.

### Strategic outcome 02

The most vulnerable populations in Guinea, namely pregnant and lactating women, children under 5, and malnourished HIV/TB clients, have improved nutritional status by 2020

Needs-based plan	Implementation plan	Available resources	Expenditures
\$799,309	\$558,199	\$425,684	\$423,659

Under strategic outcome 2 WFP worked closely with the Ministry of Health, the National Committee against AIDS (CNLS), international and local non-governmental organisations (NGOs), as well as UNAIDS, UNICEF, WHO, UNDP and UNFPA, to improve the nutritional status of the most vulnerable populations in Guinea and contribute to the prevention of chronic malnutrition.

Nutrition activities planned for the last 6 months of the transitional country strategic plan (T-ICSP), were funded at 70 percent. Additional mobilisation efforts from the Regional Bureau contributed to the donation of a vehicle to the Ministry of Health to enhance the quality of field activity monitoring. Based on available resources, activities were fully implemented.

100 percent of targeted beneficiaries for moderate acute malnutrition (MAM) and prevention of chronic malnutrition were covered. Children aged 6-59 months received food assistance including specialized nutritious food to meet their nutritional status over the course of the 60 days intervention. Pregnant and lactating women and girls (PLWG) and malnourished people on ART/DOTS met their nutritional status over three to four months.

More than 6,000 children aged 6-59 months under MAM treatment received specialized nutritious foods (Super Cereal Plus), 6,769 PLWG, as well as 3,109 malnourished Persons Living with HIV and Tuberculosis (PLHIV/TB) received specialized nutritious foods (Super Cereal), vitamin A and fortified oil, and recovered their normal nutrition status within three to four months.

Four thousand children covered by the "1,000 days" project received ready-to-use supplementary food (Plumpy'doz) while 3,090 PLWG received hygiene kits (soap and chlorine) as well as nutrition and health care advice. A total of 4, 416 PLHIV/TB and their households including 2,375 women received food assistance (by the distribution of rice, vegetable oil and beans).

Based on the 2018 AGVSAN findings revealing the increasing prevalence of chronic malnutrition in the Forest Region and the need for urgent intervention, WFP targeted the area, including the cities of Beyla and Lola for the 1,000 days project. However, limited financial resources did not make possible the needed incrementation of assistance. As a mitigation measure, WFP reinforced the treatment of MAM in children aged 6-59 months, thus minimizing the risk of deteriorating health and patient morbidity.

Besides the provision of food assistance to children 6-59 months old, PLWGs, and PLHIV/TB through its moderate acute malnutrition (MAM) treatment, WFP Guinea provided implementing partners with technical support, including the design and implementation of a survey to identify socio-economic barriers restricting access of people living with HIV or Tuberculosis (PLHIV/TB) to antiretroviral treatment (ART) and the development of a National Guide (and communication toolbox) for PLHIV/TB. The National Guide and communication toolbox will serve as a reference tool for all stakeholders addressing nutrition issues of malnourished PLHIV/TB in Guinea. However, the survey could not be completed due to the partner's concerns over sharing beneficiaries' confidential data.

- The final review of the satisfactory results of the "1,000 days" project (targeting the prevention of stunting in children aged 0-23 months in the pilot area of Labé) highlighted the need to scale up the project and implement it nationwide. Results of the final review of the project will enable the identification of further high impact activities and will inform their national strategy for the prevention of chronic malnutrition and malnutrition-related diseases. Findings also highlighted that over a period of 6 months, the distribution of Plumpy' Doz and hygiene kits in 3 administrative districts contributed to a 89 percent antenatal visits compliance, a 94 percent of

attended-deliveries in health centres, a 90 percent increase in weight at birth of at least 2,500 g, while also revealing that 81 percent of assisted children were free from chronic malnutrition and stunting.

- A training of nutrition health workers on the revised integrated moderate acute malnutrition (MAM) treatment protocol was also organised.

Outcomes of MAM treatment in children aged 6-59 months are acceptable, recovery rate standing at 92 percent. The average of the performance indicators for MAM treatment in children aged 6-59 months are above WHO normal thresholds (recovery rate  $\geq$  75 percent, abandon rate  $<$  15 percent, death rate  $<$  3 percent, and non-responsive rate to MAM treatment  $<$  15 percent).

For more efficiency in the next 6 months, WFP Guinea will focus on taking several measures to prevent or mitigate disruptions of specialized nutritious foods and will strengthen capacities of partner's nutrition focal points (Ministry of Health, CNLS and partner NGOs) in monitoring, management and statistical data analysis.

### Strategic outcome 03

Smallholders in targeted areas, namely women and young people, have enhanced livelihoods to better support food security and nutrition needs throughout the year

Needs-based plan	Implementation plan	Available resources	Expenditures
\$1,556,167	\$1,471,498	\$272,103	\$272,102

Strategic Outcome 3 aimed at enhancing smallholders' livelihoods. Under strategic objective 3, the Smallholder agricultural market support (SAMS) programme covered the regions of Boké, Faranah, Labé and Nzérékoré, supporting 25 farmers' organizations involved in horticulture and 12 unions involved in rice production and parboiling.

WFP's pro-smallholder interventions focused on two impact pathways, namely improving the performance of Farmer Organisations (FOs) and increasing smallholders' access to profitable agricultural markets. Under the first pathway, the beneficiaries, mainly women and youth, received processing, handling and storage equipment and were trained in good governance practices, marketing, post-harvest loss reduction and in rice parboiling. A foundational component of the second pathway was WFP's role as a passive buyer to act as an incentive for farmers and aggregators to participate in formal agricultural markets. By sourcing food directly from smallholder farmers and connecting them to the demand of the home-grown school feeding program, WFP provided smallholders with improved access to WFP-led markets and other formal markets, from which smallholders have typically been excluded. WFP offered and facilitated predictable contracts tailored to the capacity of FOs and promoted the respect of quality standards.

Under Activity 7 the transitional interim country strategic plan (T-ICSP) aimed to provide capacity strengthening to smallholder farmers in value addition, marketing, and financial inclusion, in January 2019, WFP supported two rice-producing cooperatives - FEDERIZ and COPRAK - in the prefecture of Kankan, under activity 7 of strategic outcome 3, dedicated to providing capacity strengthening to smallholder farmers in value addition, marketing, and financial inclusion. The cooperatives received equipment for a total value of USD 23,370. The equipment included dehulling machines, motor tricycles for the transportation of paddy rice, and tarpaulins for handling and storage.

In the period from February to June 2019, SAMS activities have been evaluated to capture lessons learned and proceed to an evidence-based restructuring of the pro-smallholder facing portfolio in light of the upcoming Interim Country Strategic Plan for the period 2019-2022.

In March 2019, an evaluation workshop took place in Kissidougou to receive feedback from 38 participants representing implementing partners, beneficiaries and local authorities, to take stock of the strengths and weaknesses of WFP's pro-smallholder interventions. In addition, a field mission to evaluate the capacities of 14 farmers organizations was undertaken. The mission covered the prefectures of Faranah, Nzérékoré and Kankan. Lessons learnt were captured in two separate evaluation reports, serving as a basis for the development of a new country pro-smallholder strategy for the period 2019-2022. The evaluation highlighted a positive impact on a large part of the targeted rural population, and in particular, the members of rice parboiling unions, who were the direct beneficiaries of the program. However, the smallholders who supply these unions benefited only indirectly from the program and remain constrained in their access to resources and knowledge, hindering the sustainable development of their agricultural activities. Therefore, they have been identified as target beneficiaries for the development of the new pro-smallholder strategy.

In May 2019, the innovative three-pronged approach (3A) to programming was introduced to better understand the constraints facing smallholders and to integrate resilience strengthening, safety nets, disaster risk reduction, and preparedness activities in the design of pro-smallholder interventions for the period 2019-2022. The 3PA is comprised of three processes at three different levels: The integrated context analysis (ICA) at the national level to identify the

most appropriate programmatic strategies in specific geographical areas and community-based participatory planning (CBPP) at the local level. To kickstart the process, a technical and programmatic consultation workshop on the Integrated Context Analysis (ICA) was conducted and an ICA report for Guinea was developed in order to provide a solid base for geographic targeting and planning of pro-smallholder interventions under the upcoming interim country strategic plans (ICSP) 2019-2022.

Since 2015, WFP has offered a predictable and stable demand for food commodities to supported farmer organizations and Unions of Women parboilers of rice. By sourcing food commodities directly from smallholder farmers and connecting them to the demand of the home-grown school feeding program, WFP provided smallholders with an improved access to WFP-led markets and other formal markets.

From January through June 2019, local purchases represented 19 percent of total WFP food purchases.

WFP facilitated access to the market to its beneficiary farmer organizations by linking them to the demand for food expressed by the home-grown school feeding programme. This resulted in the local purchase of 631.2 mt of rice and vegetables for a value of USD 473,935 from 14 unions of women parboilers of rice and 30 horticultural farmer organizations. Rice samples were tested, and an external cooperating partner certified their quality.

In addition, WFP collaborated with FAO on a joint project in the prefecture of Koundara, where FAO strengthened the production capacity of 2 unions of women producers and parboilers of rice and WFP purchased 20 mt of the rice produced by them.

In 2019, 35 schools participated in the home-grown school feeding programme through the cash-based transfers (CBT) modality. School management committees received e-money to purchase local parboiled rice from the Unions of Women parboilers of rice, as well as beans, cowpeas, salt, oil, tomatoes, onions, eggplants, and chili pepper from horticultural farmer organizations. In addition, 160 schools received local parboiled rice purchased from supported unions of women parboilers.

In the period January through June 2019, expenditures totalled USD 272,102 covering 17.49 percent of the budget identified by the needs-based plan. This important gap is explained by a shortfall in available resources, which have been allocated to expenditures on other programme activities and were fully consumed.

# Cross-cutting Results

## Progress towards gender equality

### Improved gender equality and women's empowerment among WFP-assisted population

Despite the Government's efforts to foster gender equality and women's empowerment in line with Agenda 2063 (Africa's plan for transforming Africa), which is led by the African Union, and "Guinea's strategic Vision 2040", which incorporates the National Gender Policy into the socio-economic development of the country, Guinean women continue to face challenges, including low influence on decision-making, high burden of responsibilities (particularly for agricultural, household work, and unpaid care work), and low literacy rates. School drop-out rates are twice higher among girls than boys, literacy rate stands at 22 percent for girls over the age of 15, while male literacy rate is at 38 percent [1]. The National Gender Policy Framework does require reinforcement in order to improve women's access to education, employment, land, agricultural inputs and extension services.

WFP and the government have continued working together to achieve SDG5 : under SO1, the school feeding programme which aims to encourage girls school enrolment and retention by providing take-home rations (vegetable oil) to girls with an attendance rate at, or above 80 percent. The programme also works to increase the proportion of women members in the school management committee, currently standing at 37 percent. As most school meals are usually cooked on open fires with high levels of exposure to hazardous smoke, the programme encourages schools to oversee the construction of more efficient cookstoves, which also contributes to improving the working conditions of women.

Throughout 2019, WFP has continuously made efforts to ensure that women smallholder farmers had equal access to technical support and information on more productive agricultural techniques. For example, WFP's efforts to strengthen farmers' organizations encouraged farmers (of whom 83 percent are women and 35 percent are under 25) to work together to build collective businesses, increasing their bargaining power. The beneficiaries received processing, handling and storage equipment and were trained in bookkeeping and farm management, post-harvest loss reduction and rice parboiling. In 2019, 1,222 women received training.

[1] Institut national de la statistique. 2017. Annuaire statistique 2016. [http://www.stat-guinee.org/images/Publications/INS/annuelles/INS\\_annuaire\\_2016.pdf](http://www.stat-guinee.org/images/Publications/INS/annuelles/INS_annuaire_2016.pdf).

## Protection

Affected populations are able to benefit from WFP programmes in a manner that ensures and promotes their safety, dignity and integrity

WFP ensures that programme design meets the needs of affected populations and makes sure that no harm to already vulnerable populations occurs at the implementation stage.

Recurrent risks due to either natural or man-made disasters, including floods, landslides and industrial pollution are most likely to affect the most vulnerable and lead to severe poverty and food insecurity particularly in rural areas where 83 percent of households are living in multi-dimensional poverty. Food insecurity disproportionately affects the poorest and most vulnerable groups of the community, creating a significant gap between rural and urban populations. During programme design and targeting, special attention has been given to urban versus rural issues, safety, discrimination and marginalization based on gender, ethnicity, social status and disabilities among households or communities targeted and non-targeted. Through a safe, secure and dignified approach in programme design, WFP's humanitarian assistance continue to focus on meeting the needs of populations most vulnerable to shocks. Concerning school feeding activities under strategic outcome 1, women play a key role in school canteens management committees, participating in the decision-making process including finance and choice of food. School meals also help increase the number of children coming back to school after lunch break, especially among those living far from their school.

Small agricultural market support (SAMS) and food for assets (FFA) programmes have been using the Community Based Participatory (CBPP) approach in the design and implementation of activities. Furthermore, close communication with beneficiaries has enabled WFP to adjust its approach and maintain an appropriate level of protection throughout the year.

Through the WFP participatory approach, we ensure that both men and women's participation in community work does not cause any harm. Discussions with beneficiaries are carried out in order to determine what a fair workload entails for men and women including vulnerable people, pregnant and lactating women and girls, and elderly people, depending on their individual physical capacity. Within that framework, pregnant or lactating women and girls can provide non-physical tasks including childcare for mothers working in the field or fetching water for the workers. Participants are allowed to go to medical appointments with no cut to their pay.

Inclusive targeting, beneficiaries and institutional participation, as well as a clear focus on dignity and safety, were key criteria in the design and roll-out of cash-based transfers (CBT). While no post-distribution monitoring (PDM) took place

in 2019, no protection issue has been reported during monitoring activities throughout implementation. Beneficiaries' protection and safety are carefully taken into account, including registration against ID, an individual password at cash-out and information and guidance on procedures.

However, concerns over access were raised in the region of Labe, during PDM. While the full analysis was not available at the time of reporting, several issues included distance, high travel fare, as well as security risks due to the deterioration of the socio-political climate.

Location of distribution sites will be reassessed and new security measures will be designed and put in place in collaboration with the implementing partner.

### **Accountability to affected populations**

Affected populations are able to hold WFP and partners accountable for meeting their hunger needs in a manner that reflects their views and preferences

WFP Guinea runs its operations responsibly and engages communities throughout the process, from design, through implementation to evaluation. Ongoing discussions with stakeholders including local leaders, Non-Governmental Organisations (NGO) and implementing partners enable a better understanding of local customs, languages and preferences. In 2019, WFP's commitment to communities' inclusive participation helped design tailored assistance responding to the specific needs and concerns of the various targeted groups including pregnant and lactating women and girls and people living with HIV/AIDS and tuberculosis.

Due to inequality, illiteracy disproportionately affects women, therefore WFP Guinea ensures women beneficiaries, are targeted with relevant training and communication materials through the use of communication toolbox, which ensures they have equal access to information.

Through its monitoring platform, WFP Guinea identified how lack of clarity on roles and responsibilities in school canteens 'management committees' (COGEST) affected daily operations and caused tensions among members. Therefore, trainings were provided to cooperating partners assisting the WFP-supported schools across the country. Visual charts outlining good practices for COGEST contributed to a significant improvement in school canteens 'management, while improved clarity on roles and responsibilities resulted in better use of school canteen infrastructure and equipment, improved management of non-food items and resulted in a significant reduction in tensions among staff as revealed by anecdotal evidence.

WFP fosters community-based participation (CBPP) for its food assistance for assets (FFA) and smallholder agricultural market support (SAMS) programmes, both at design and implementation stage, which ensures the effective involvement of participating communities under the projects by identifying and addressing their concerns. Consultations to define priorities and outline WFP's interventions have been organised by cooperating partners throughout 2019. Local partners and WFP staff members speak local languages for a more nuanced understanding of the context and specific issues, always working towards the community involvement and eventual ownership. This is further achieved through the choice of sites for community assets and the targeting of beneficiaries taking into account contextualized criteria of vulnerability. Participatory management of FFA/SAMS activities through committees have also been put in place in participating village. This greatly helps with the maintenance of the assets. Help and feedback desks "management committee of distribution", namely on-site support and feedback point, are systematically set up prior distributions. In addition, pre and post-distribution monitoring is carried out to inform management decision.

WFP Guinea is looking into the setup and management of a call centre. If communities confirm the need for such CFM, the call centre will be fully operation by mid-2020.

### **Environment**

Targeted communities benefit from WFP programmes in a manner that does not harm the environment

Despite significant efforts by the government, UN agencies and non-governmental organizations (NGOs) to improve the environmental sustainability of agricultural value chains, many challenges remain. The increased adoption of chemical fertilizers and phytosanitary products, such as herbicides and pesticides, is the main cause of water pollution. Crop intensification and the temporary rain-fed cultivation of rice on hilly terrains are provoking increased soil erosion. The overexploitation of agricultural lands not compensated by the application of nutrients to the soil increases the duration of the fallow. Finally, bush fires, the practise of cutting trees to produce charcoal, and slash-and-burn methods to clear land for crop cultivation are additional drivers of soil degradation.

Climate change and environmental degradation have a greater impact on the livelihoods of the most vulnerable groups, particularly women. The reduced capacity of forests, savannahs, and mangroves to regenerate the national stocks of wood is a major cause of energy deficits, especially at the household level, and of price increases for wood-derived products. Rural communities, particularly smallholder farmers, are the social group the most affected by the impact of climate change and environmental degradation. The economic impacts of such phenomena include rising

farm maintenance costs, reduced incomes for farmers and increasing risks of food insecurity.

To respond to these challenges, WFP, with the support of decentralized government structures and local NGOs, has developed a portfolio of interventions that aim at mitigating the impact of climate change, reverse environmental degradation and enhance the resilience of rural communities.

In 2019, the Smallholder Agricultural Market Support (SAMS) activities strengthened farmers' capacities in environmentally sustainable agricultural practices, such as compost making, to maintain healthy soils and manage water wisely.

Food assistance for assets (FFA) interventions was leveraged to strengthen the resilience of communities to the effects of climate change, by rehabilitating the natural resource base of vulnerable communities and building assets that protect them against climate-related shocks. To this end, 73,192 ha of cultivable space were rehabilitated, including through soil conservation, the creation of water management systems and vegetative enclosures to protect areas from overuse and to create a microclimate favourable to plant growth and animal fodder. In addition, fish-paddy ponds were created to incorporate aquaculture within rice production systems, favouring the conservation of aquatic ecosystems and local aquatic species and reducing intensive fishing in backwaters and rivers. Finally, socio-economic and environmental impact studies were carried out to plan for the implementation of the reforestation of bare spaces and river banks to improve the vegetation cover and reduce erosion and landslides.

Additional impacts were generated through the school feeding programme, where the distribution of improved cooking stoves to school management committees has substantially reduced the use of firewood and harmful emissions. According to the school cooks, while ordinary stoves used up to 150 kg of wood, improved stoves only consume 60 kg, resulting in a net saving of 90 kg.

# Building A Child's Future

The nutritional status of the Guinean population, particularly women and children, remains precarious with 6 percent of children aged 0-59 months suffering from global acute malnutrition (GAM) of whom 1.7 percent are severely malnourished whilst 24 percent suffer from stunting or chronic malnutrition. Stunting can be prevented but is irreversible and has long-term effect on the physical and cognitive growth of a child. Pregnant and lactating women and girls are also at risk of being affected by malnutrition. Early marriages, poor diets and hygiene practices, low level of education and infectious diseases are contributing factors of malnutrition.

Mrs Madinatou Diallo and her child, receiving WFP nutrition assistance in Labé shares her story:

"I have been coming to the Popodara health centre for 7 years now and have received assistance from WFP for each of my pregnancies. My health has improved a lot since I started receiving oil and Super Cereals from WFP. Now, I rarely fall sick. I have gained weight and I am much healthier.

Before my child received WFP assistance, I was very worried for him as he was often sick and very thin. Since I have been feeding him with the Super Cereal plus, he no longer vomits, sleeps better and has gained weight.

Thanks to WFP assistance, my child and I have access to appropriate medical services at the Popodara health centre and our health has considerably improved."

As part of its nutrition sensitive programmes including the prevention of chronic malnutrition activities and treatment of Moderate Acute Malnutrition (MAM), WFP has been providing nutritious food and supplements to children, pregnant and lactating women and girls and people living with HIV/AIDS and TB and their households reaching 46,846 beneficiaries nationwide, from January to June 2019.

Social and Behavioural Change Communication (SBCC) is an important part of the programme to enhance the knowledge and habits of the most vulnerable populations on good hygiene practices, to prevent infectious diseases and eventually, improve their nutritional status.

WFP encourages the use of local nutritious food in the diets of children and pregnant and lactating women and girls in the treatment and prevention of malnutrition. Most importantly, mothers are encouraged to practice exclusive breastfeeding for the first 6 months before the introduction of Super Cereal plus or local food.

The programme significantly improved the knowledge of almost 5,000 women on the effects of malnutrition and appropriate preventive measures. More than 10,000 children receiving assistance through the moderate acute malnutrition (MAM) treatment programme improved their health and nutritional status in the first half of 2019.



# Data notes

## Context and operations

[1] Indice de Développement Humain - Education Index 2017

[2] Devaluation Decentralisee, Programme de Pays 200326 du PAM en Guinee, 2013-2017, version finale juin 2018

## Strategic outcome 01

The "2019 Target" and "End-CSP Target" values are the same, which is why the "2019 targets column" is empty.

## Strategic outcome 02

[1] The "2019 Target" and "End-CSP Target" values are the same, which is why the "2019 targets column" is empty.

[2] Combination error regarding beneficiary group in the need based plan, whereby the beneficiary group "all" should have been "Activity Supporters" under actual, which is the correct beneficiary group.

## Strategic outcome 03

[1] The "2019 Target" and "End-CSP Target" values are the same, which is why the "2019 targets column" is empty.

[2] During the period GN01, no FFA activity was carried out but rather CBT, which was carried out with unions.

## Progress towards gender equality

### Protection

[1] The baseline of new indicators not included in our planning were not collected for the period GN01.

[2] The "2019 Target" and "End-CSP Target" values are the same, which is why the "2019 targets column" is empty

### Accountability to affected populations


[1] The "2019 Target" and "End-CSP Target" values are the same, which is why the "2019 targets column" is empty.

### Environment

[1] The activity was not carried out during the period reported in the ACR GN01.

# Figures and Indicators

## WFP contribution to SDGs

 <b>SDG 2: End hunger, achieve food security and improved nutrition and promote sustainable agriculture</b>										
WFP Strategic Goal 1: Support countries to achieve zero hunger					WFP Contribution (by WFP, or by governments or partners with WFP Support)					
SDG Indicator	National Results				SDG-related indicator		Direct			Indirect
		Female	Male	Overall				Female	Male	
Prevalence of undernourishment	%	23.7	21.6	21.8	Number of people reached (by WFP, or by governments or partners with WFP support) in the context of emergency and protracted crisis response	Number	1,500	1,500	3,000	
					Number of people reached (by WFP, or by governments or partners with WFP support) to improve their food security	Number	58,004	70,894	128,898	4,480
Prevalence of moderate or severe food insecurity in the population, based on the Food Insecurity Experience Scale (FIES)	%	3.2	2.3	2.4	Number of people reached (by WFP, or by governments or partners with WFP support) to improve their food security	Number	10,296	10,716	21,012	
Prevalence of stunting among children under 5 years of age	%	24	34	30	Number of people reached (by WFP, or by governments or partners with WFP support) with stunting prevention programmes	Number	2,054	1,973	4,027	
Prevalence of malnutrition among children under 5 years of age, by type (wasting and overweight)	% wasting	10.6	13.6	12.1	Number of people reached (by WFP, or by governments or partners with WFP support) with interventions to prevent and treat malnutrition (moderate acute malnutrition)	Number	8,323	8,662	16,985	
					Number of people reached (by WFP, or by governments or partners with WFP support) with interventions to prevent and treat malnutrition (micronutrient programmes)	Number	11,740	14,350	26,090	
Average income of small-scale food producers, by sex and indigenous status	US\$				Number of small-scale food producers reached (by WFP, or by governments or partners with WFP support) with interventions that contribute to improved incomes	Number	1,906	354	2,260	



### SDG 17: Strengthen the means of implementation and revitalize the global partnership for sustainable development

WFP Strategic Goal 2: Partner to support implementation of the SDGs		WFP Contribution (by WFP, or by governments or partners with WFP Support)			
SDG Indicator	National Results		SDG-related indicator	Direct	Indirect
		Overall		Overall	
Dollar value of financial and technical assistance (including through North-South, South-South and triangular cooperation) committed to developing countries	US\$		Dollar value (within WFP portfolio) of technical assistance and country capacity strengthening interventions (including facilitation of South-South and triangular cooperation)	US\$ 128,993	

## Beneficiaries by Age Group

Beneficiary Category	Gender	Planned	Actual	% Actual vs. Planned
Total Beneficiaries	male	110,920	74,611	67%
	female	93,203	69,813	75%
	total	204,123	144,424	71%
<b>By Age Group</b>				
6-23 months	male	2,827	0	-
	female	3,290	0	-
	total	6,117	0	-
24-59 months	male	950	2,588	272%
	female	1,247	2,819	226%
	total	2,197	5,407	246%
5-18 years	male	106,109	0	-
	female	86,816	0	-
	total	192,925	0	-
18 plus	male	1,034	0	-
	female	1,850	0	-
	total	2,884	0	-
5-11 years	male	0	33,990	-
	female	0	29,061	-
	total	0	63,051	-
60+ years	male	0	261	-
	female	0	283	-
	total	0	544	-
0-23 months	male	0	2,044	-
	female	0	2,626	-
	total	0	4,670	-
12-17 years	male	0	35,300	-
	female	0	27,817	-
	total	0	63,117	-
18-59 years	male	0	428	-
	female	0	7,207	-
	total	0	7,635	-

## Beneficiaries by Residence Status

Residence Status	Planned	Actual	% Actual vs. Planned
Resident	204,123	144,424	71%
Refugee	0	0	-
Returnee	0	0	-

Residence Status	Planned	Actual	% Actual vs. Planned
IDP	0	0	-

## Annual Food Transfer

Commodities	Planned Distribution (mt)	Actual Distribution (mt)	% Actual vs. Planned
Everyone has access to food			
Strategic Outcome: Strategic Outcome 01			
Rice	1,701	3,044	179%
Micronutrient Powder	1	1	136%
Iodised Salt	34	57	166%
Vegetable Oil	205	183	90%
Beans	0	54	-
Canned Pulses	0	5	-
Peas	0	24	-
Split Peas	340	267	79%
No one suffers from malnutrition			
Strategic Outcome: Strategic Outcome 02			
Rice	623	24	4%
Corn Soya Blend	96	667	695%
Ready To Use Supplementary Food	8	23	275%
Wheat Soya Blend	0	4	-
Iodised Salt	16	0	0%
Vegetable Oil	83	33	40%
Peas	0	6	-
Split Peas	187	23	12%
Smallholders have improved food security and nutrition			
Strategic Outcome: Strategic Outcome 03			
Rice	2,047	0	0%
Vegetable Oil	102	0	0%
Split Peas	205	0	0%

## Annual Cash Based Transfer and Commodity Voucher

Modality	Planned Distribution (CBT)	Actual Distribution (CBT)	% Actual vs. Planned
Everyone has access to food			
Value Voucher	432,749	362,822	84%

## Strategic Outcome and Output Results

Strategic Outcome 01		Vulnerable populations including school-aged children in Guinea have adequate access to safe and nutritious food all year-round						
		- Nutrition Sensitive - Resilience Building						
Activity 01	Provide hot meals to all school-aged children and dry rations to school-aged girls in WFP assisted schools.	Beneficiary Group	Activity Tag		Planned	Actual		
Output A, N*	Food insecure people and school-aged children in WFP supported schools receive quality food rations in sufficient quantities in order to meet basic food and nutrition needs and increase school enrolment							
A.1	<b>Beneficiaries receiving food transfers</b>	Students (primary schools)	School feeding (on-site)	Female Male <b>Total</b>	59,353 72,542 131,895	55,971 68,409 124,380		
			School feeding (take-home rations)	Female Male <b>Total</b>	12,155 0 12,155	23,941 0 23,941		
		Activity supporters	Prevention of acute malnutrition	Female Male <b>Total</b>		436 534 970		
A.1	<b>Beneficiaries receiving cash-based transfers</b>	Students (primary schools)	School feeding (on-site)	Female Male <b>Total</b>	10,485 12,817 23,302	14,117 14,693 28,810		
A.2	<b>Food transfers</b>			<b>MT</b>	2,280	3,635		
A.3	<b>Cash-based transfers</b>			<b>US\$</b>	432,749	362,822		
A.6	<b>Number of institutional sites assisted</b>							
	Number of assisted schools that procure fresh food items		School feeding (on-site)	<b>school</b>	30	30		
	Number of primary schools assisted by WFP		School feeding (on-site)	<b>school</b>	896	896		
N*.2	<b>Average number of school days per month on which multi-fortified or at least 4 food groups were provided (nutrition-sensitive indicator)</b>							
	Average number of school days per month on which multi-fortified or at least 4 food groups were provided (nutrition-sensitive indicator)		School feeding (on-site)	<b>Days</b>	20	18		
N*.6	<b>Number of children covered by Home-Grown School Feeding (HGFS)</b>							
	Number of children covered by Home-Grown School Feeding (HGFS)		School feeding (on-site)	<b>Number</b>	25,000	24,456		

Activity 02	Provide technical support to the Government to contribute to the national school meals policy implementation and the progressive transfer of management to the Government	Beneficiary Group	Activity Tag		Planned	Actual		
Output C	School-aged children benefit from strengthened national capacity for the design and implementation of school meal programmes in order to meet their basic food and nutrition needs							
C.4*	<b>Number of people engaged in capacity strengthening initiatives facilitated by WFP to enhance national food security and nutrition stakeholder capacities (new)</b>							
	Number of government/national partner staff receiving technical assistance and training		School feeding (on-site)	<b>individual</b>	1,365	1,311		
C.5*	<b>Number of capacity strengthening initiatives facilitated by WFP to enhance national food security and nutrition stakeholder capacities (new)</b>							
	Number of technical assistance activities provided		School feeding (on-site)	<b>unit</b>	2	2		
<b>Outcome results</b>				<b>Baseline</b>	<b>End-CSP Target</b>	<b>2019 Target</b>	<b>2019 Follow-up value</b>	<b>2018 Follow-up value</b>
SDG 2.1; Guinea; Capacity Strengthening								
<b>SABER School Feeding National Capacity</b>								
	Act 02: Provide technical support to the Government to contribute to the national school meals policy implementation and the progressive transfer of management to the Government	Institutional capacity strengthening activities	<b>Overall</b>	1.70	=3	=3	2.11	2.11
SDG 2.1; Guinea; Capacity Strengthening, Food								
<b>Percentage of WFP food procured from smallholder farmer aggregation systems</b>								
	Act 02: Provide technical support to the Government to contribute to the national school meals policy implementation and the progressive transfer of management to the Government	School feeding (on-site)	<b>Overall</b>	27	=30	=30	19	27.13
SDG 2.1; Guinea; Food								
<b>Enrolment rate</b>								
	Act 01: Provide hot meals to all school-aged children and dry rations to school-aged girls in WFP assisted schools.	School feeding (on-site)	<b>Female</b>	8	=6	=6	9	12
			<b>Male</b>	6	=6	=6	6	7
			<b>Overall</b>	7	=10	=10	8	9
<b>Attendance rate (new)</b>								
	Act 01: Provide hot meals to all school-aged children and dry rations to school-aged girls in WFP assisted schools.	School feeding (on-site)	<b>Female</b>	91.88	=90	=90	75	90.20
			<b>Male</b>	90.05	=90	=90	70	90.26
			<b>Overall</b>	92.22	=90	=90	73	90.26
SDG2.1; Guinea; Food								
<b>Retention rate / Drop-out rate (new)</b>								

Drop-out rate	Act 01: Provide hot meals to all school-aged children and dry rations to school-aged girls in WFP assisted schools.	School feeding (on-site)	<b>Female</b>	0.16	=0.01	=0.01	3.16	1.91
			<b>Male</b>	0.19	=0.01	=0.01	3	1.93
			<b>Overall</b>	0.18	=0.01	=0.01	2.76	1.93
Retention rate	Act 01: Provide hot meals to all school-aged children and dry rations to school-aged girls in WFP assisted schools.	School feeding (on-site)	<b>Female</b>	99.84	≥99.99	≥99.99	96.84	98.09
			<b>Male</b>	99.81	≥99.99	≥99.99	97	98.07
			<b>Overall</b>	99.82	≥99.99	≥99.99	97.24	98.07

<b>Strategic Outcome 02</b>		<b>The most vulnerable populations in Guinea, namely pregnant and lactating women, children under 5, and malnourished HIV/TB clients, have improved nutritional status by 2020</b>		<b>- Root Causes</b>				
Activity 04	Provide technical support to national institutions and communities to promote and implement nutrition-sensitive activities and policies	Beneficiary Group	Activity Tag		Planned	Actual		
Output C	Vulnerable populations benefit from strengthened institutional capacity of the Government in implementing the National Food and Nutrition Policy in order to meet their basic food and nutrition needs							
C.1	<b>Number of people trained</b>							
	Number of direct beneficiaries receiving Capacity Strengthening transfers (Male)		Treatment of moderate acute malnutrition	<b>Number</b>	160	160		
	Number of direct beneficiaries receiving Capacity Strengthening transfers (Female)		Treatment of moderate acute malnutrition	<b>Number</b>	200	200		
C.4*	<b>Number of people engaged in capacity strengthening initiatives facilitated by WFP to enhance national food security and nutrition stakeholder capacities (new)</b>							
	Number of government/national partner staff receiving technical assistance and training		Treatment of moderate acute malnutrition	<b>individual</b>	7	7		
C.5*	<b>Number of capacity strengthening initiatives facilitated by WFP to enhance national food security and nutrition stakeholder capacities (new)</b>							
	Number of technical assistance activities provided		Treatment of moderate acute malnutrition	<b>unit</b>	3	3		
Activity 05	Provide nutritious food / CBT to children from 6 to 59 months, pregnant and lactating women and people living with HIV or TB to treat acute malnutrition	Beneficiary Group	Activity Tag		Planned	Actual		
Output A	Children 6 to 59 months, pregnant and lactating women, and people living with HIV or TB receive nutritious food/CBT in order to treat acute malnutrition							



A.1	<b>Beneficiaries receiving food transfers</b>	Activity supporters	HIV/TB Care& treatment;	Female Male <b>Total</b>		653 470 1,123		
			Prevention of acute malnutrition	Female Male <b>Total</b>		436 534 970		
		ART clients	HIV/TB Care& treatment;	Female Male <b>Total</b>	1,155 1,066 2,221	321 298 619		
		TB treatment clients	HIV/TB Care& treatment;	Female Male <b>Total</b>	260 240 500	247 228 475		
		Children	Treatment of moderate acute malnutrition	Female Male <b>Total</b>	4,200 3,300 7,500	3,394 2,667 6,061		
		Pregnant and lactating women	Treatment of moderate acute malnutrition	Female Male <b>Total</b>	922 0 922	6,769 0 6,769		
		All	HIV/TB Care& treatment;	Female Male <b>Total</b>	10,150 7,350 17,500			
A.2	<b>Food transfers</b>			<b>MT</b>	1,004	755		
Activity 06	Provide food and capacity strengthening to pregnant and lactating women and girls and children from 6 to 23 months to contribute to the prevention of malnutrition.	Beneficiary Group	Activity Tag		Planned	Actual		
Output A	Vulnerable populations attending health centres benefit from food and nutritional intake during critical periods in order to contribute to the prevention of malnutrition							
A.1	<b>Beneficiaries receiving food transfers</b>	Children	Prevention of acute malnutrition	Female Male <b>Total</b>	1,530 1,470 3,000	2,054 1,973 4,027		
A.2	<b>Food transfers</b>			<b>MT</b>	8	23		
A.5	<b>Quantity of non-food items distributed</b>							
	Number of Hygiene kits distributed (water purification tablets)		Prevention of stunting	<b>Number</b>	15,792	13,022		
	Number of Hygiene kits distributed (soap)		Prevention of stunting	<b>Number</b>	65,911	752,750		
	Number of jerrycans (20 litres) distributed		Prevention of stunting	<b>non-food item</b>	5,125	5,125		
A.6	<b>Number of institutional sites assisted</b>							

	Number of institutional sites assisted		Prevention of stunting	site	9	9		
Outcome results				Baseline	End-CSP Target	2019 Target	2019 Follow-up value	2018 Follow-up value
SDG 2.2; Guinea; Capacity Strengthening, Food								
<b>Proportion of eligible population that participates in programme (coverage)</b>								
	Act 06: Provide food and capacity strengthening to pregnant and lactating women and girls and children from 6 to 23 months to contribute to the prevention of malnutrition.	Prevention of acute malnutrition	<b>Female</b> <b>Male</b> <b>Overall</b>	80.42 70.42 80.42	>80.42 >80.42 >80.42	>80.42 >80.42 >80.42	88.50 73.50 81	81.50 81.50 81.50
<b>Proportion of children 6--23 months of age who receive a minimum acceptable diet</b>								
	Act 06: Provide food and capacity strengthening to pregnant and lactating women and girls and children from 6 to 23 months to contribute to the prevention of malnutrition.	Prevention of acute malnutrition	<b>Female</b> <b>Male</b> <b>Overall</b>	29.50 29.50 29.50	>55 >55 >55	>55 >55 >55	48.30 43.50 43.50	34.60 34.60 34.60
<b>MAM Treatment Recovery rate</b>								
	Act 05: Provide nutritious food / CBT to children from 6 to 59 months, pregnant and lactating women and people living with HIV or TB to treat acute malnutrition	Treatment of moderate acute malnutrition	<b>Female</b> <b>Male</b> <b>Overall</b>	91.50	>95	>95	94.70	92
<b>MAM Treatment Mortality rate</b>								
	Act 05: Provide nutritious food / CBT to children from 6 to 59 months, pregnant and lactating women and people living with HIV or TB to treat acute malnutrition	Treatment of moderate acute malnutrition	<b>Female</b> <b>Male</b> <b>Overall</b>	3	=0	=0	1	1.30
<b>MAM Treatment Non-response rate</b>								
	Act 05: Provide nutritious food / CBT to children from 6 to 59 months, pregnant and lactating women and people living with HIV or TB to treat acute malnutrition	Treatment of moderate acute malnutrition	<b>Female</b> <b>Male</b> <b>Overall</b>	0 0 0	<15 <15 <15	<15 <15 <15	0 0 0	0.10 0.10 0.10
SDG2.2; Guinea; Capacity Strengthening, Food								
<b>ART Default rate</b>								
	Act 05: Provide nutritious food / CBT to children from 6 to 59 months, pregnant and lactating women and people living with HIV or TB to treat acute malnutrition	Treatment of moderate acute malnutrition	<b>Overall</b>	0	<0	<0	2	0
<b>TB Treatment Default rate</b>								

	Act 05: Provide nutritious food / CBT to children from 6 to 59 months, pregnant and lactating women and people living with HIV or TB to treat acute malnutrition	Treatment of moderate acute malnutrition	<b>Overall</b>	0	<10	<10	0	0
<b>Proportion of target population that participates in an adequate number of distributions (adherence)</b>								
	Act 06: Provide food and capacity strengthening to pregnant and lactating women and girls and children from 6 to 23 months to contribute to the prevention of malnutrition.	Prevention of acute malnutrition	<b>Female</b>	81.70	>90	>90	37.10	82
			<b>Male</b>	81.70	>90	>90	46.30	82
			<b>Overall</b>	81.70	>90	>90	41.30	82
<b>MAM Treatment Default rate</b>								
	Act 05: Provide nutritious food / CBT to children from 6 to 59 months, pregnant and lactating women and people living with HIV or TB to treat acute malnutrition	Treatment of moderate acute malnutrition	<b>Female</b>	0.10	<15	<15	0	7.10
			<b>Male</b>	0.10	<15	<15	0	7.10
			<b>Overall</b>	0.10	<15	<15	0	7.10
<b>Minimum Dietary Diversity – Women</b>								
	Act 06: Provide food and capacity strengthening to pregnant and lactating women and girls and children from 6 to 23 months to contribute to the prevention of malnutrition.	Prevention of acute malnutrition	<b>Overall</b>	50	=70	=70	73.90	65.50

<b>Strategic Outcome 03</b>	<b>Smallholders in targeted areas, namely women and young people, have enhanced livelihoods to better support food security and nutrition needs throughout the year</b>	<b>- Resilience Building</b>						
Activity 07	Provide integrated livelihood support to food insecure populations and smallholder farmers especially women's groups, including the development or rehabilitation of natural and productive assets (FFA)	Beneficiary Group	Activity Tag		Planned	Actual		
A.1	<b>Beneficiaries receiving food transfers</b>	Activity supporters	Food assistance for asset	Female Male <b>Total</b>	15,352 13,078 28,430			
A.2	<b>Food transfers</b>			<b>MT</b>	2,354	0		
Activity 08	Provide technical support to smallholder farmers to promote the creation of market outlets for their commodities (local purchases, private sector – institutional and private sector demand)	Beneficiary Group	Activity Tag		Planned	Actual		
Output F	Smallholder farmers benefit from marketing capacities in order to improve their food security and livelihoods							
F.1	<b>Number of smallholder farmers supported/trained</b>							

	Average value of cash transferred by WFP assisted schools or communities to smallholder farmers (value per SHF)		Smallholder agricultural market support activities	<b>US\$</b>	1,891	1,810		
<b>Outcome results</b>				<b>Baseline</b>	<b>End-CSP Target</b>	<b>2019 Target</b>	<b>2019 Follow-up value</b>	<b>2018 Follow-up value</b>
sdg 2.3; Guinea; Capacity Strengthening, Cash, Food								
<b>Percentage of targeted smallholders selling through WFP-supported farmer aggregation systems</b>								
	Act 08: Provide technical support to smallholder farmers to promote the creation of market outlets for their commodities (local purchases, private sector – institutional and private sector demand)	Smallholder agricultural market support activities	<b>Female</b>	0	=100	=100	91.70	1.40
			<b>Male</b>	0	=100	=100	94	4.80
			<b>Overall</b>	0	=100	=100	92	6.30
SDG 2.3; Guinea; Capacity Strengthening, Cash, Food								
<b>Value and volume of smallholder sales through WFP-supported aggregation systems</b>								
Value (USD)	Act 08: Provide technical support to smallholder farmers to promote the creation of market outlets for their commodities (local purchases, private sector – institutional and private sector demand)	Smallholder agricultural market support activities	<b>Overall</b>	724692	=3,162,271.83	=3,162,271.83	473,935.63	724692
Volume (MT)	Act 08: Provide technical support to smallholder farmers to promote the creation of market outlets for their commodities (local purchases, private sector – institutional and private sector demand)	Smallholder agricultural market support activities	<b>Overall</b>	1145	=3018	=3018	631.20	1145
Smallholders farmers; Guinea; Capacity Strengthening, Cash, Food								
<b>Percentage of WFP food procured from smallholder farmer aggregation systems</b>								
	Act 08: Provide technical support to smallholder farmers to promote the creation of market outlets for their commodities (local purchases, private sector – institutional and private sector demand)	Smallholder agricultural market support activities	<b>Overall</b>	27	=43	=43	19	27.13

## Cross-cutting Indicators

Affected populations are able to benefit from WFP programmes in a manner that ensures and promotes their safety, dignity and integrity								
Proportion of targeted people accessing assistance without protection challenges								
Target group, Location, Modalities	Activity Number	Activity Tag	Female/Male/Overall	Baseline	End-CSP Target	2019 Target	2019 Follow-up value	2018 Follow-up value
C.2; Guinea; Capacity Strengthening, Food	Act 06: Provide food and capacity strengthening to pregnant and lactating women and girls and children from 6 to 23 months to contribute to the prevention of malnutrition.	Prevention of acute malnutrition	Female	98.50	=100	=100	100	99.80
			Male	98.50	=100	=100	99.70	99.80
			Overall	98.50	=100	=100	99.80	99.80
Proportion of targeted people having unhindered access to WFP programmes (new)								
Target group, Location, Modalities	Activity Number	Activity Tag	Female/Male/Overall	Baseline	End-CSP Target	2019 Target	2019 Follow-up value	2018 Follow-up value
Stunting beneficiaries; LABE; Capacity Strengthening, Food	Act 06: Provide food and capacity strengthening to pregnant and lactating women and girls and children from 6 to 23 months to contribute to the prevention of malnutrition.	Prevention of stunting	Female		=100	=100	90	
			Male		=100	=100	91.20	
			Overall		=100	=100	91.10	
Proportion of targeted people receiving assistance without safety challenges (new)								
Target group, Location, Modalities	Activity Number	Activity Tag	Female/Male/Overall	Baseline	End-CSP Target	2019 Target	2019 Follow-up value	2018 Follow-up value
Stunting beneficiaries; LABE; Capacity Strengthening, Food	Act 06: Provide food and capacity strengthening to pregnant and lactating women and girls and children from 6 to 23 months to contribute to the prevention of malnutrition.	Prevention of stunting	Female		=100	=100	99.60	
			Male		=100	=100	99.10	
			Overall		=100	=100	99.40	
Proportion of targeted people who report that WFP programmes are dignified (new)								
Target group, Location, Modalities	Activity Number	Activity Tag	Female/Male/Overall	Baseline	End-CSP Target	2019 Target	2019 Follow-up value	2018 Follow-up value
Stunting beneficiaries; LABE; Capacity Strengthening, Food	Act 06: Provide food and capacity strengthening to pregnant and lactating women and girls and children from 6 to 23 months to contribute to the prevention of malnutrition.	Prevention of stunting	Female		≥90	≥90	90	
			Male		≥90	≥90	94.40	
			Overall		≥90	≥90	94.40	

### Improved gender equality and women's empowerment among WFP-assisted population

Proportion of food assistance decision-making entity – committees, boards, teams, etc. – members who are women

Target group, Location, Modalities	Activity Number	Activity Tag	Category	Female/Male/ Overall	Baseline	End-CSP Target	2019 Target	2019 Follow-up value	2018 Follow-up value
C.3; Guinea; Capacity Strengthening, Food	Act 06: Provide food and capacity strengthening to pregnant and lactating women and girls and children from 6 to 23 months to contribute to the prevention of malnutrition.	Prevention of acute malnutrition		Overall	34.21	≤50	≤50	34.21	34.21
C.3; LABE; Capacity Strengthening, Food	Act 01: Provide hot meals to all school-aged children and dry rations to school-aged girls in WFP assisted schools.	School feeding (on-site)		Overall	45	≥50	≥50	59.40	34.21

**Proportion of households where women, men, or both women and men make decisions on the use of food/cash/vouchers, disaggregated by transfer modality**

Target group, Location, Modalities	Activity Number	Activity Tag	Category	Female/Male/ Overall	Baseline	End-CSP Target	2019 Target	2019 Follow-up value	2018 Follow-up value
C.3; Guinea; Capacity Strengthening, Food	Act 06: Provide food and capacity strengthening to pregnant and lactating women and girls and children from 6 to 23 months to contribute to the prevention of malnutrition.	Prevention of stunting	Decisions made by women	Overall	7	≥30	≥30	84.40	41.55
			Decisions made by men	Overall	75	≤50	≤50	4.30	48.10
			Decisions jointly made by women and men	Overall	18	≥20	≥20	11.40	10.35
C3; Guinea; Capacity Strengthening, Food	Act 06: Provide food and capacity strengthening to pregnant and lactating women and girls and children from 6 to 23 months to contribute to the prevention of malnutrition.	Prevention of acute malnutrition	Decisions jointly made by women and men	Overall	48.01	≤50	≤50	48.01	48.01
		Prevention of stunting	Decisions jointly made by women and men	Overall	10.35	≥20	≥20	10.35	10.35

**Affected populations are able to hold WFP and partners accountable for meeting their hunger needs in a manner that reflects their views and preferences**

**Proportion of assisted people informed about the programme (who is included, what people will receive, length of assistance)**

Target group, Location, Modalities	Activity Number	Activity Tag	Female/Male/ Overall	Baseline	End-CSP Target	2019 Target	2019 Follow-up value	2018 Follow-up value
C.1; Guinea; Capacity Strengthening, Food	Act 01: Provide hot meals to all school-aged children and dry rations to school-aged girls in WFP assisted schools.	School feeding (on-site)	Female	68	>90	>90	30	85
			Male	68	>90	>90	43.80	85
			Overall	68	>90	>90	42.40	85

	Act 04: Provide technical support to national institutions and communities to promote and implement nutrition-sensitive activities and policies	Prevention of acute malnutrition	Female	<b>73.30</b>	≥80	≥80	92.20	92.20
			Male	<b>73.30</b>	≥80	≥80	92.20	92.20
			Overall	<b>73.30</b>	≥80	≥80	92.20	92.20

**World Food Programme**

**Contact info**

Ibrahima DIOP

[ibrahima.diop@wfp.org](mailto:ibrahima.diop@wfp.org)

Cover page photo © © WFP/Aurelie LECRIVAIN

Children eating at school in Labé

<https://www.wfp.org/countries/guinea>



# Annual Country Report

## Guinea Country Portfolio Budget 2019 (2018-2019)

### Annual Financial Overview for the period 1 January to 31 December 2019 (Amount in USD)

#### Annual CPB Overview



Code	Strategic Outcome
SO 1	Vulnerable populations including school-aged children in Guinea have adequate access to safe and nutritious food all year-round
SO 2	The most vulnerable populations in Guinea, namely pregnant and lactating women, children under 5, and malnourished HIV/TB clients, have improved nutritional status by 2020
SO 3	Smallholders in targeted areas, namely women and young people, have enhanced livelihoods to better support food security and nutrition needs throughout the year
Code	Country Activity Long Description
CSB1	Provide integrated livelihood support to food insecure populations and smallholder farmers especially women's groups, including the development or rehabilitation of natural and productive assets (FFA)
CSI1	Provide technical support to national institutions and communities to promote and implement nutrition-sensitive activities and policies
CSI1	Provide technical support to the Government to contribute to the national school meals policy implementation and the progressive transfer of management to the Government
NPA1	Provide food and capacity strengthening to pregnant and lactating women and girls and children from 6 to 23 months to contribute to the prevention of malnutrition.
NTA1	Provide nutritious food / CBT to children from 6 to 59 months, pregnant and lactating women and people living with HIV or TB to treat acute malnutrition
SMP1	Provide hot meals to all school-aged children and dry rations to school-aged girls in WFP assisted schools.
SMS1	Provide technical support to smallholder farmers to promote the creation of market outlets for their commodities (local purchases, private sector – institutional and private sector demand)

# Annual Country Report

## Guinea Country Portfolio Budget 2019 (2018-2019)

### Annual Financial Overview for the period 1 January to 31 December 2019 (Amount in USD)

Strategic Result	Strategic Outcome	Activity	Needs Based Plan	Implementation Plan	Available Resources	Expenditures
1	Vulnerable populations including school-aged children in Guinea have adequate access to safe and nutritious food all year-round	Provide technical support to the Government to contribute to the national school meals policy implementation and the progressive transfer of management to the Government	389,589	389,826	173,696	173,680
		Provide hot meals to all school-aged children and dry rations to school-aged girls in WFP assisted schools.	2,017,542	1,693,519	1,187,692	1,160,796
		Non Activity Specific	0	0	0	0
<b>Subtotal Strategic Result 1. Everyone has access to food (SDG Target 2.1)</b>			<b>2,407,131</b>	<b>2,083,345</b>	<b>1,361,388</b>	<b>1,334,476</b>

# Annual Country Report

## Guinea Country Portfolio Budget 2019 (2018-2019)

### Annual Financial Overview for the period 1 January to 31 December 2019 (Amount in USD)

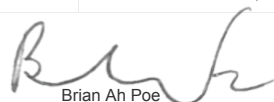
Strategic Result	Strategic Outcome	Activity	Needs Based Plan	Implementation Plan	Available Resources	Expenditures
2	The most vulnerable populations in Guinea, namely pregnant and lactating women, children under 5, and malnourished HIV/TB clients, have improved nutritional status by 2020	Provide technical support to national institutions and communities to promote and implement nutrition-sensitive activities and policies	0	0	16,947	16,859
		Provide food and capacity strengthening to pregnant and lactating women and girls and children from 6 to 23 months to contribute to the prevention of malnutrition.	339,836	251,520	11,352	11,351
		Provide nutritious food / CBT to children from 6 to 59 months, pregnant and lactating women and people living with HIV or TB to treat acute malnutrition	459,473	306,679	397,385	395,449
		Non Activity Specific	0	0	0	0
<b>Subtotal Strategic Result 2. No one suffers from malnutrition (SDG Target 2.2)</b>			<b>799,309</b>	<b>558,199</b>	<b>425,683</b>	<b>423,659</b>

# Annual Country Report

## Guinea Country Portfolio Budget 2019 (2018-2019)

### Annual Financial Overview for the period 1 January to 31 December 2019 (Amount in USD)

Strategic Result	Strategic Outcome	Activity	Needs Based Plan	Implementation Plan	Available Resources	Expenditures
3	Smallholders in targeted areas, namely women and young people, have enhanced livelihoods to better support food security and nutrition needs throughout the year	Provide integrated livelihood support to food insecure populations and smallholder farmers especially women's groups, including the development or rehabilitation of natural and productive assets (FFA)	1,145,176	1,146,285	245,943	245,943
		Provide technical support to smallholder farmers to promote the creation of market outlets for their commodities (local purchases, private sector – institutional and private sector demand)	410,991	325,213	26,160	26,159
		Non Activity Specific	0	0	0	0
<b>Subtotal Strategic Result 3. Smallholders have improved food security and nutrition (SDG Target 2.3)</b>			<b>1,556,166</b>	<b>1,471,498</b>	<b>272,103</b>	<b>272,102</b>
	Non SO Specific	Non Activity Specific	0	0	1,903	0
<b>Subtotal Strategic Result</b>			<b>0</b>	<b>0</b>	<b>1,903</b>	<b>0</b>
<b>Total Direct Operational Cost</b>			<b>4,762,606</b>	<b>4,113,042</b>	<b>2,061,077</b>	<b>2,030,237</b>
<b>Direct Support Cost (DSC)</b>			<b>465,382</b>	<b>465,382</b>	<b>694,642</b>	<b>691,393</b>
<b>Total Direct Costs</b>			<b>5,227,988</b>	<b>4,578,424</b>	<b>2,755,719</b>	<b>2,721,630</b>
<b>Indirect Support Cost (ISC)</b>			<b>339,468</b>	<b>335,443</b>	<b>-366,373</b>	<b>-366,373</b>
<b>Grand Total</b>			<b>5,567,456</b>	<b>4,913,867</b>	<b>2,389,345</b>	<b>2,355,257</b>



Brian Ah Poe  
Chief

Contribution Accounting and Donor Financial Reporting Branch

## Columns Definition

---

### Needs Based Plan

Latest annual approved version of operational needs as of December of the reporting year. WFP's needs-based plans constitute an appeal for resources to implement operations which are designed based on needs assessments undertaken in collaboration with government counterparts and partners

### Implementation Plan

Implementation Plan as of January of the reporting period which represents original operational prioritized needs taking into account funding forecasts of available resources and operational challenges

### Available Resources

Unspent Balance of Resources carried forward, Allocated contribution in the current year, Advances and Other resources in the current year. It excludes contributions that are stipulated by donor for use in future years

### Expenditures

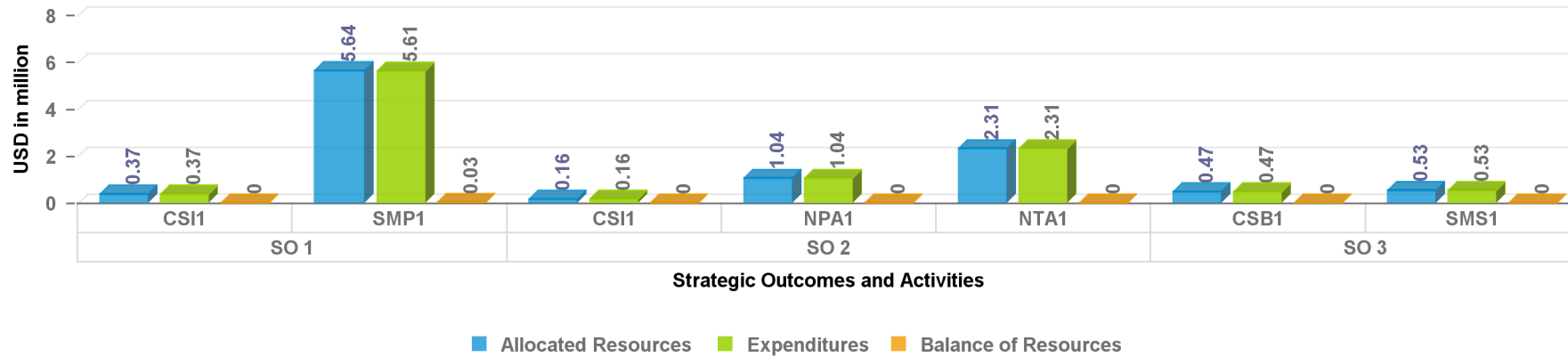
Monetary value of goods and services received and recorded within the reporting year

# Annual Country Report

## Guinea Country Portfolio Budget 2019 (2018-2019)

### Cumulative Financial Overview as at 31 December 2019 (Amount in USD)

#### Cumulative CPB Overview



Code	Strategic Outcome
SO 1	Vulnerable populations including school-aged children in Guinea have adequate access to safe and nutritious food all year-round
SO 2	The most vulnerable populations in Guinea, namely pregnant and lactating women, children under 5, and malnourished HIV/TB clients, have improved nutritional status by 2020
SO 3	Smallholders in targeted areas, namely women and young people, have enhanced livelihoods to better support food security and nutrition needs throughout the year
Code	Country Activity - Long Description
CSB1	Provide integrated livelihood support to food insecure populations and smallholder farmers especially women's groups, including the development or rehabilitation of natural and productive assets (FFA)
CSI1	Provide technical support to national institutions and communities to promote and implement nutrition-sensitive activities and policies
CSI1	Provide technical support to the Government to contribute to the national school meals policy implementation and the progressive transfer of management to the Government
NPA1	Provide food and capacity strengthening to pregnant and lactating women and girls and children from 6 to 23 months to contribute to the prevention of malnutrition.
NTA1	Provide nutritious food / CBT to children from 6 to 59 months, pregnant and lactating women and people living with HIV or TB to treat acute malnutrition
SMP1	Provide hot meals to all school-aged children and dry rations to school-aged girls in WFP assisted schools.
SMS1	Provide technical support to smallholder farmers to promote the creation of market outlets for their commodities (local purchases, private sector – institutional and private sector demand)

# Annual Country Report

## Guinea Country Portfolio Budget 2019 (2018-2019)

### Cumulative Financial Overview as at 31 December 2019 (Amount in USD)

Strategic Result	Strategic Outcome	Activity	Needs Based Plan	Allocated Contributions	Advance and Allocation	Allocated Resources	Expenditures	Balance of Resources
1	Vulnerable populations including school-aged children in Guinea have adequate access to safe and nutritious food all year-round	Provide technical support to the Government to contribute to the national school meals policy implementation and the progressive transfer of management to the Government	469,607	370,838	0	370,838	370,822	16
		Forge partnerships with the Government, UN agencies and NGOs to foster a quality learning environment in WFP supported schools	37,146	0	0	0	0	0
		Provide hot meals to all school-aged children and dry rations to school-aged girls in WFP assisted schools.	6,601,951	5,637,207	0	5,637,207	5,610,312	26,896
		Non Activity Specific	0	0	0	0	0	0
<b>Subtotal Strategic Result 1. Everyone has access to food (SDG Target 2.1)</b>			<b>7,108,704</b>	<b>6,008,046</b>	<b>0</b>	<b>6,008,046</b>	<b>5,981,134</b>	<b>26,912</b>

# Annual Country Report

## Guinea Country Portfolio Budget 2019 (2018-2019)

### Cumulative Financial Overview as at 31 December 2019 (Amount in USD)

Strategic Result	Strategic Outcome	Activity	Needs Based Plan	Allocated Contributions	Advance and Allocation	Allocated Resources	Expenditures	Balance of Resources
2	The most vulnerable populations in Guinea, namely pregnant and lactating women, children under 5, and malnourished HIV/TB clients, have improved nutritional status by 2020	Provide technical support to national institutions and communities to promote and implement nutrition-sensitive activities and policies	22,690	161,185	0	161,185	161,097	88
		Provide food and capacity strengthening to pregnant and lactating women and girls and children from 6 to 23 months to contribute to the prevention of malnutrition.	525,090	1,043,219	0	1,043,219	1,043,217	1
		Provide nutritious food / CBT to children from 6 to 59 months, pregnant and lactating women and people living with HIV or TB to treat acute malnutrition	2,521,409	2,310,267	0	2,310,267	2,308,332	1,935
		Non Activity Specific	0	0	0	0	0	0



# Annual Country Report

## Guinea Country Portfolio Budget 2019 (2018-2019)

### Cumulative Financial Overview as at 31 December 2019 (Amount in USD)

Strategic Result	Strategic Outcome	Activity	Needs Based Plan	Allocated Contributions	Advance and Allocation	Allocated Resources	Expenditures	Balance of Resources
<b>Subtotal Strategic Result 2. No one suffers from malnutrition (SDG Target 2.2)</b>			<b>3,069,189</b>	<b>3,514,670</b>	<b>0</b>	<b>3,514,670</b>	<b>3,512,646</b>	<b>2,024</b>
3	Smallholders in targeted areas, namely women and young people, have enhanced livelihoods to better support food security and nutrition needs throughout the year	Provide integrated livelihood support to food insecure populations and smallholder farmers especially women's groups, including the development or rehabilitation of natural and productive assets (FFA)	1,248,427	467,017	0	467,017	467,017	0
		Provide technical support to smallholder farmers to promote the creation of market outlets for their commodities (local purchases, private sector – institutional and private sector demand)	3,050,680	530,300	0	530,300	530,299	1
		Non Activity Specific	0	0	0	0	0	0
<b>Subtotal Strategic Result 3. Smallholders have improved food security and nutrition (SDG Target 2.3)</b>			<b>4,299,107</b>	<b>997,317</b>	<b>0</b>	<b>997,317</b>	<b>997,316</b>	<b>1</b>
	Non SO Specific	Non Activity Specific	0	1,903	0	1,903	0	1,903
<b>Subtotal Strategic Result</b>			<b>0</b>	<b>1,903</b>	<b>0</b>	<b>1,903</b>	<b>0</b>	<b>1,903</b>

This computer generated report is certified by the Chief of Contribution Accounting and Donor Financial Reporting Branch (RMFC)

10/02/2020 10:32:17

# Annual Country Report

## Guinea Country Portfolio Budget 2019 (2018-2019)

### Cumulative Financial Overview as at 31 December 2019 (Amount in USD)

Strategic Result	Strategic Outcome	Activity	Needs Based Plan	Allocated Contributions	Advance and Allocation	Allocated Resources	Expenditures	Balance of Resources
			14,477,000	10,521,936	0	10,521,936	10,491,096	30,840
			1,329,817	1,310,269	0	1,310,269	1,307,020	3,248
			15,806,816	11,832,204	0	11,832,204	11,798,116	34,088
			1,027,092	574,247		574,247	574,247	0
			16,833,908	12,406,451	0	12,406,451	12,372,363	34,088

This donor financial report is interim



Brian Ah Poe  
Chief  
Contribution Accounting and Donor Financial Reporting Branch

10/02/2020 10:32:17

## Columns Definition

---

### Needs Based Plan

Latest approved version of operational needs. WFP's needs-based plans constitute an appeal for resources to implement operations which are designed based on needs assessments undertaken in collaboration with government counterparts and partners

### Allocated Contributions

Allocated contributions include confirmed contributions with exchange rate variations, multilateral contributions, miscellaneous income, resource transferred, cost recovery and other financial adjustments (e.g. refinancing). It excludes internal advance and allocation and contributions that are stipulated by donor for use in future years.

### Advance and allocation

Internal advanced/allocated resources but not repaid. This includes different types of internal advance (Internal Project Lending or Macro-advance Financing) and allocation (Immediate Response Account)

### Allocated Resources

Sum of Allocated Contributions, Advance and Allocation

### Expenditures

Cumulative monetary value of goods and services received and recorded within the reporting period

### Balance of Resources

Allocated Resources minus Expenditures