

SAVING
LIVES

CHANGING
LIVES



Lesotho Annual Country Report 2020

Country Strategic Plan
2019 - 2024



World Food
Programme

Table of contents

2020 Overview	3
Context and operations & COVID-19 response	7
Risk Management	8
Partnerships	10
CSP Financial Overview	11
Programme Performance	13
Strategic outcome 01	13
Strategic outcome 02	15
Strategic outcome 03	18
Strategic outcome 04	20
Strategic outcome 05	23
Cross-cutting Results	24
Progress towards gender equality	24
Protection and accountability to affected populations	25
Environment	27
Data Notes	27
Figures and Indicators	31
WFP contribution to SDGs	31
Beneficiaries by Sex and Age Group	32
Beneficiaries by Residence Status	32
Beneficiaries by Programme Area	32
Annual Food Transfer	33
Annual Cash Based Transfer and Commodity Voucher	33
Strategic Outcome and Output Results	34
Cross-cutting Indicators	55

2020 Overview

In 2020, the effects of repeated droughts and the COVID-19 pandemic were significantly felt in Lesotho, especially among the most economically vulnerable population. According to the August 2020 Integrated Food Security Phase Classification (IPC), about 40 percent (582,000 people) of the rural population are projected to face Crisis (IPC Phase 3) conditions or worse, and will likely face severe acute food insecurity during the lean season (October 2020–March 2021). All 10 districts are projected to be in Crisis, with pockets of highly vulnerable populations in Emergency (Phase 4). According to the Lesotho Vulnerability Assessment Committee, COVID-19-related movement restrictions have further left households with reduced seasonal incomes, from 35 percent to 15 percent of income contributing towards household income.

In October 2019, following the drought emergency declaration, WFP extended the emergency response that commenced in January 2019. WFP assisted and improved the food consumption of approximately 117,820 vulnerable people (52 percent of whom were women and girls) between October 2019 and June 2020 in the hardest-hit southern districts of Mafeteng, Mochale's Hoek, Quthing, and Qacha's Nek. Each household received USD 50 per month, of which USD 28 was provided as a commodity voucher redeemable at local shops and USD 22 as mobile money for other essential needs.

In August 2020, following the COVID-19 emergency declaration, WFP launched emergency cash interventions for the first time in five urban councils of Maseru, Mafeteng, Mochale's Hoek, Quthing, and Qacha's Nek districts following reports that the number of food-insecure people had more than doubled in urban centres. The intervention targeted 52,500 people (of whom 52 percent were women and girls) and will continue into January 2021. The expansion into urban areas complemented the Government's horizontal expansion of its social assistance programme.

Recognizing the importance of effective emergency preparation and response system, WFP supported the Disaster Management Authority in updating the Disaster Risk Reduction and Management Bill. This was done through a joint project with the Food and Agriculture Organization (FAO) and the United Nations Children's Fund (UNICEF), sponsored by the European Civil Protection and Humanitarian Aid Operations (ECHO). WFP also assisted with the development of a disaster risk reduction strategy, early warning manual and plan, and related standard operating procedures, with the aim of strengthening early warning and early action.

WFP continued with capacity-strengthening activities to support the Food and Nutrition Coordinating Office (FNCO) in ensuring multi-sectoral coordination and implementation of nutrition in the country. WFP provided technical and financial support to FNCO to develop the advocacy, and social and behaviour change communication strategy on nutrition. As part of strengthening evidence-based planning and programming, the Fill the Nutrient Gap (FNG) report, which analysed the nutrition situation in Lesotho, was officially published in April 2020. The analysis, which started in 2019, was a joint venture with the International Fund for Agricultural Development (IFAD) and other partners, including the Government, the UN, and civil society organizations.

As part of efforts to strengthen community resilience, WFP supported the Ministry of Forestry, Range and Soil Conservation in providing cash-based transfers to around 7,000 vulnerable households (60 percent women) who participated in the public works programme across 21 sites in Quthing, Mochale's Hoek, and Mafeteng districts. The sites included three pilot areas in Butha-Butha, Maseru and Berea where WFP backstopped the Government's support to 200 drought-affected households. However, due to limited funding, only 50 percent of the targeted people through the public works programme were assisted.

During the year, WFP continued to support the Government of Lesotho in implementing primary school feeding programme. All 94,000 learners (52 percent girls, 48 percent boys) from 560 primary schools received school meals each school day. To support local production, 38 percent of maize meal provided through the school meals was sourced locally.

WFP supported the Government's initiative to procure school feeding commodities locally by linking smallholder farmers with formal markets. WFP worked with the Ministry of Agriculture and the Ministry of Small Business Development, Cooperatives, and Marketing, and FAO, as well as the Smallholder Agricultural Development Project, financed through IFAD to organize a national market linkages forum to improve market access for farmers in Lesotho. However, due to COVID-19-related restrictions, plans to convene this important forum have been postponed to 2021.



370,998

Total Beneficiaries in 2020

Estimated number of persons with disabilities: 5,075 (53% Female, 47% Male)

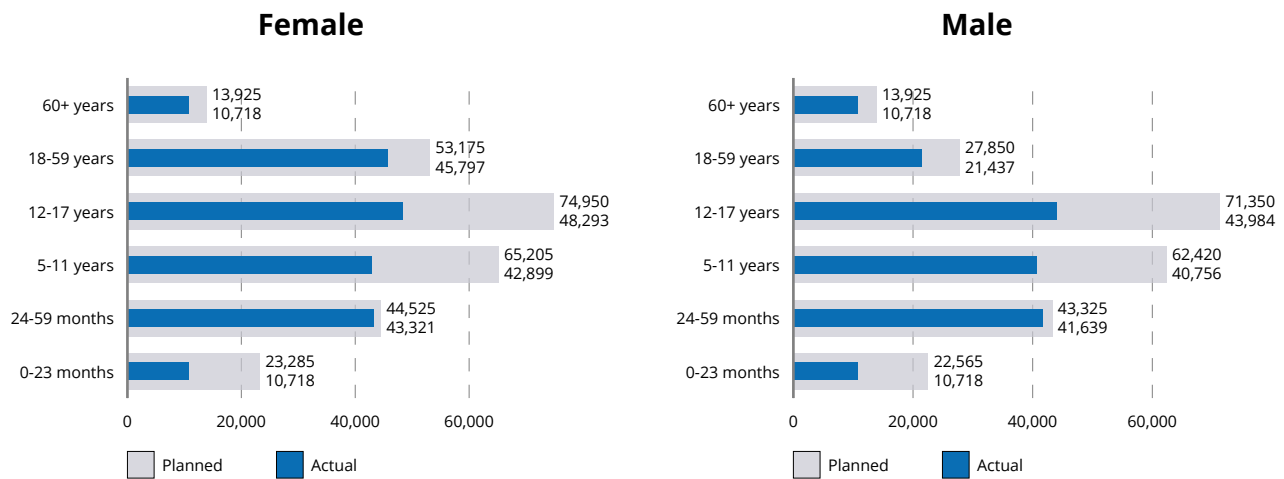


54% female

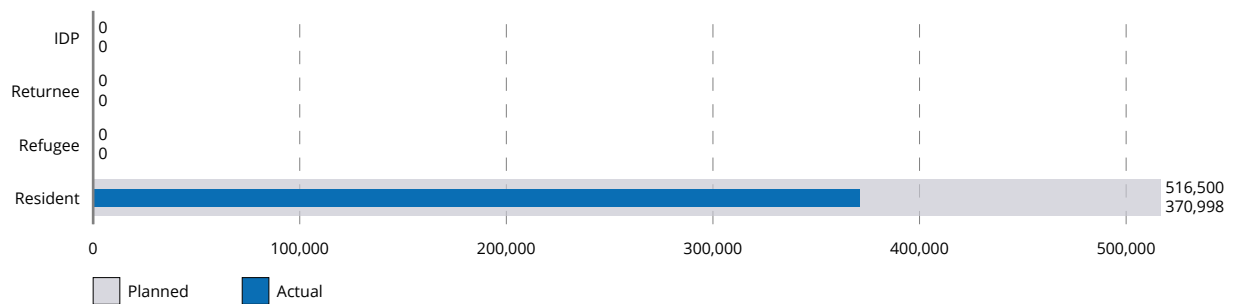


46% male

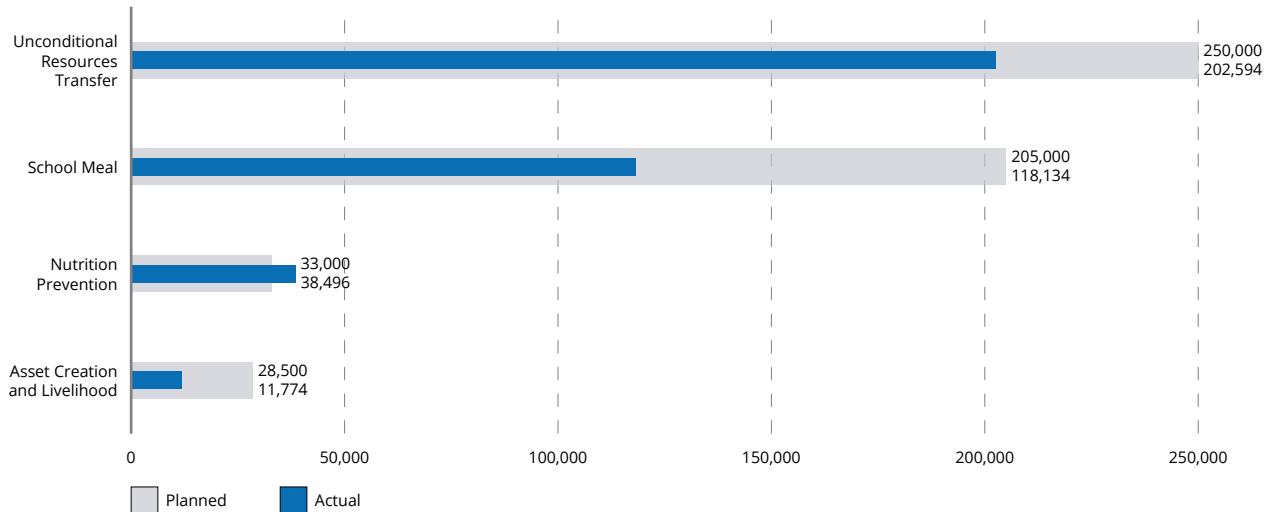
Beneficiaries by Sex and Age Group



Beneficiaries by Residence Status



Beneficiaries by Programme Area

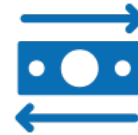


Total Food and CBT



3,681 mt

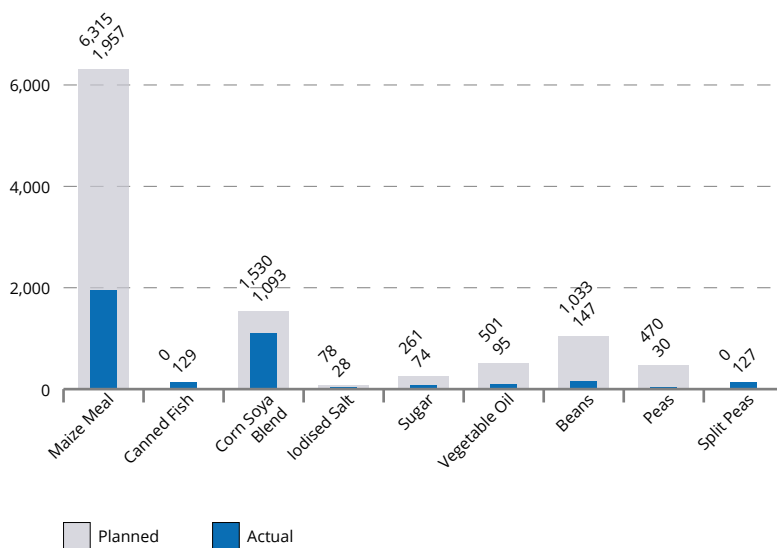
total actual food transferred in 2020
of 10,188 mt total planned



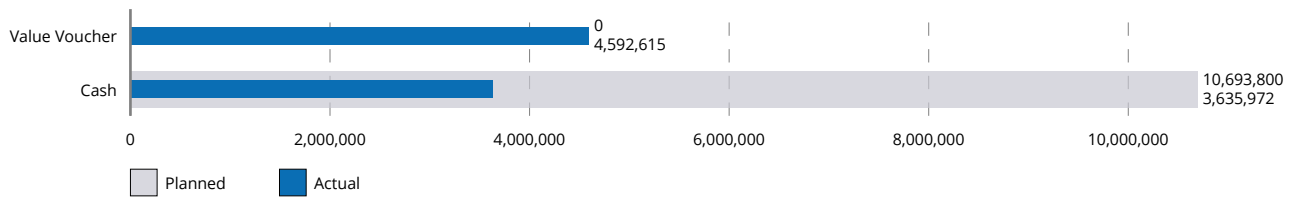
US\$ 8,228,587

total actual cash transferred in 2020
of \$US 10,693,800 total planned

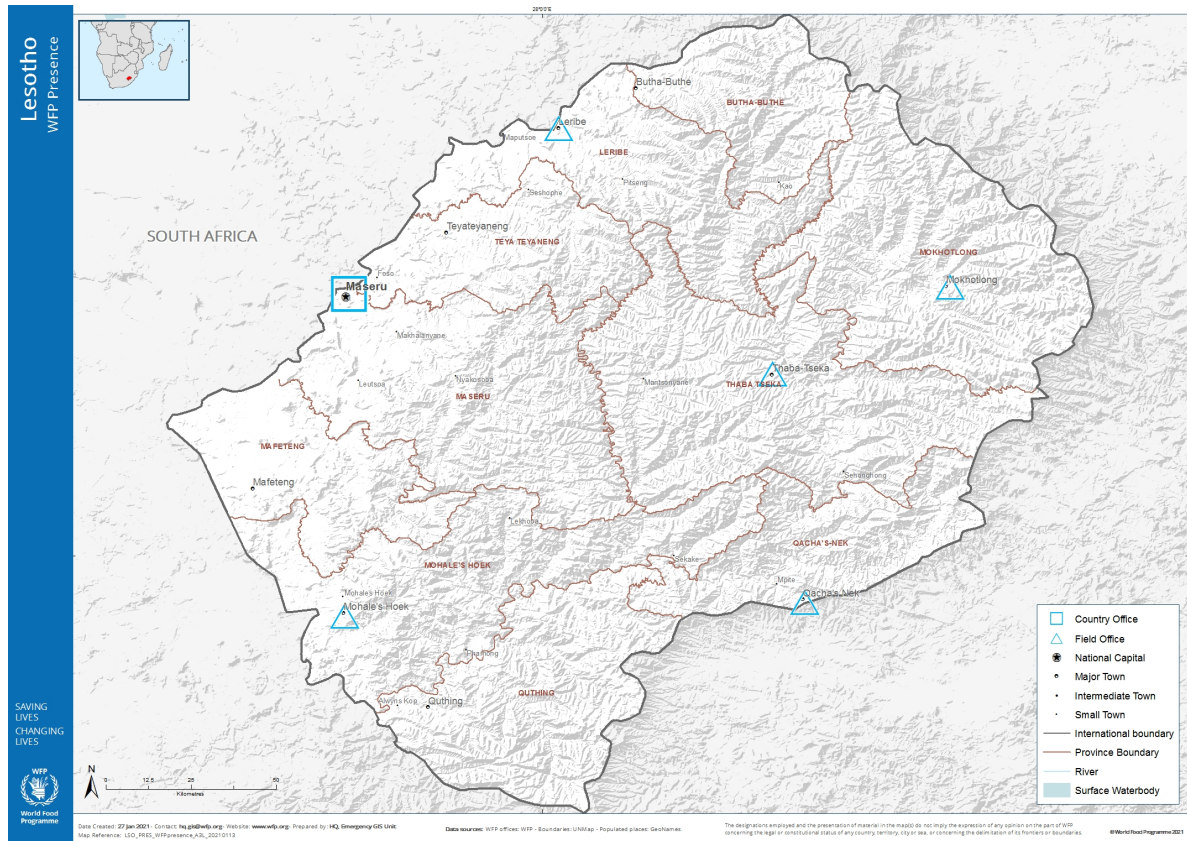
Annual Food Transfer



Annual Cash Based Transfer and Commodity Voucher



Context and operations & COVID-19 response



Lesotho is a small, mountainous, landlocked country in Southern Africa. The population is 2 million, with women constituting 51 percent and youth (aged 15–35 years) comprising 40 percent (51 percent men and women 49 percent)[1]. Although classified as a lower middle-income country, Lesotho has a low Human Development Index (HDI) with a rank of 165 out of 189 countries[2]. Despite the country's progress towards reducing poverty and inequality over the past years, high levels of economic vulnerability persist, with more than a quarter of the population (28 percent) vulnerable to falling into poverty[3]. According to the latest poverty assessment, the national poverty rate was 49.7 percent, and while this is low compared with other countries in Sub-Saharan Africa, it is high compared with other lower middle-income countries.

The Government of Lesotho is the main driver of economic activities as reflected in public spending estimated at 60 percent of the gross domestic product (GDP). However, over the years, the Government has been facing reduced revenue sources. Revenue from the Southern African Customs Union (SACU), which constitutes almost 40 percent of Lesotho's revenue, has been unstable, mainly due to the volatility of SACU economy, coupled with sustained political instability in the country. Lesotho depends on South Africa for more than 90 percent of its consumer goods and services[4]. Four consecutive coalition governments have been in place since 2012, with the latest cabinet established only in July 2020.

Unemployment is estimated at 32 percent and even higher among youths at 43 percent. Agriculture dominates employment in the private sector, employing two-thirds of Basotho. This makes the country vulnerable to the effects of extreme weather events such as drought, which affected almost a quarter of the population. Self-employment is also a dominant form of employment in macro, small and medium enterprises, and the informal economy. Overall, working conditions and incomes are low, and as a result, an estimated 40 percent of employed Basotho (39 percent women, 40 percent men, and 47 percent for those aged 15–24 years) live on less than USD 1.90 a day.[5]

Lesotho has the second highest HIV prevalence in the world, affecting 26 percent of the adult population (aged 15–49 years), which continued to contribute to persistently high inequality and poverty[6]. Malnutrition, undernutrition, and overnutrition, including obesity, also remained a challenge, hindering the country's potential for social and economic development, and costing the country USD 200 million in GDP annually. Poor infant and young child feeding over the course of a child's early life is also a cause for concern, with very high stunting prevalence (38 percent) among children aged 18–23 months.[7]

In 2020, WFP entered the second year of implementation of its Lesotho Country Strategic Plan (CSP) 2019–2024. The CSP pursues four strategic outcomes, seeking to support the Government of Lesotho in the design, consolidation and

implementation of gender and shock-responsive programmes through the national social protection framework.

In contribution towards Sustainable Development Goal (SDG) 2 (Zero Hunger), Strategic Outcome 1 focuses on meeting basic food and nutrition requirements, and supporting early recovery of those affected by shocks through food and cash-based transfers. Strategic Outcome 2 aims to provide the Government with technical assistance in the planning and implementation of gender-responsive social protection programmes, including handing over the home-grown school feeding programme and strengthening the capacity of the Government in early warning systems to inform social protection programmes and complementarity interventions. In this initiative, WFP supports the development of a monitoring and evaluation framework for the national school feeding programme to guide implementation.

Working towards SDG 17 (Partnerships for the Goals), Strategic Outcome 3 and Strategic Outcome 4 aim to improve nutrition outcomes for the entire population by strengthening the Government's capacity in multi-sectoral coordination, planning, and evidence-building. WFP also supports the implementation of nutrition policies and programmes, as well as in building a resilient, efficient, and inclusive food system through the implementation of integrated interventions for climate change adaptation.

To enhance denationalisation of the CSP, WFP is developing a country capacity-strengthening strategy in collaboration with key stakeholders and partners. The strategy will guide WFP's capacity-strengthening efforts in the areas of coordination, design, implementation, and monitoring of some key government programmes.

WFP continues its efforts towards advancing gender equality and women's empowerment, recognising it as key to ending poverty and achieving zero hunger. WFP's gender mainstreaming efforts focus on challenging the existing gender stereotypes and practices rooted in the Basotho culture.

COVID-19 Response

As part of control measures during the COVID-19 pandemic, the Government of Lesotho declared a national emergency on 18 March 2020, followed by a national lockdown for all non-essential services from 29 March. The lockdown was relaxed on 19 May and was reviewed on a fortnightly basis. Prior to the lockdown, Lesotho already had serious macroeconomic and social challenges exacerbated by climatic shocks, political instability, and decelerated economic growth. During the year, the devastating economic consequences of the pandemic was evident, including an increase in unemployment and poverty.

In the wake of the pandemic in April, WFP's emergency distributions were affected by movement restrictions and border closures, which hampered availability of supplies and ability of retailers to source commodities on time. There were also price increases in some commodities that required adjustments to the food basket, such as reducing quantities without changing the transfer value. In addition, post-distribution and close-out monitoring had to be done remotely.

Due to COVID-19, food insecurity has significantly increased in the urban areas of Maseru, Maseru's Hoek, Mafeteng, Quthing, and Qacha's Nek districts, according to the 2020 Lesotho Vulnerability Assessment Committee (LVAC) report. The number of urban food-insecure populations is estimated to be higher than usual, mostly in Maseru, which is an economic hub of Lesotho where households are generally more reliant on salaries and daily wages for food purchases. To support the immediate needs of the affected populations, WFP initiated a six-month (August 2020–January 2021) urban response in the targeted urban councils of Maseru, Mafeteng, Maseru's Hoek, Quthing and Qacha's Nek districts.

Risk Management

During the year, WFP encountered various risks that affected the implementation of its activities. These included insufficient funding for activities such as school feeding and resilience, frequent changes in key government decision-making positions due to political instability, and limited government capacity to coordinate and implement nutrition, resilience, and early warning activities. To mitigate the risks, WFP employed resource mobilisation strategies, high-level meetings were held with government officials to sensitise them about WFP activities, and trainings were conducted to increase the required skills among government staff.

The pandemic exacerbated existing high levels of food insecurity, especially among the urban population due to loss of incomes and the return of migrants or seasonal workers - now jobless - from South Africa. Many livelihoods in the informal sector and the factories, which employed mostly women, were lost during the lockdown, while some businesses operated at reduced level.

Following the school closure during the lockdown, WFP and the Ministry of Education worked together to modify the planned on-site school feeding for primary schoolchildren. To cater for those learners from vulnerable households, the school feeding was replaced by take-home rations, comprising of cereals, pulses, and oils, during school closure between March and December 2020.



For the resilience activities, adjustments were made to engage participants in the creation of household assets while reducing participation in community asset-creation activities to adhere to COVID-19 prevention protocols. Most of the government offices such as the Bureau of Statistics were closed, and due to lack of information technology resources to work from home, provision of some data such as crop estimates for incorporation into the annual vulnerability analysis was compromised. WFP undertook mitigation actions including increasing the use of secondary data, procurement of laptops for government staff, and scaling up mVAM (mobile vulnerability analysis and mapping) monitoring for WFP activities.

Partnerships

As part of its commitment towards Sustainable Development Goal (SDG) 17 (Partnerships for the Goals), throughout 2020, WFP supported the Government of Lesotho's work towards SDG 2 (Zero Hunger) through various activities that included the provision of technical assistance in the planning and implementation of gender-responsive social protection programmes, and strengthening the Government's capacity in multi-sectoral coordination, planning, evidence-building, and implementation of nutrition policies and programme. WFP also provided vital food and cash assistance, and programming support in collaboration with other UN agencies, government ministries, non-governmental organizations (NGOs), and the private sector.

WFP continued to work on the improvement of partners' capacities in advancing gender equality, as well as building networks and partnerships with organizations involved in the promotion of gender equality and women's empowerment, with a view to incorporating this into emergency preparation and responses.

Through partnership with the Ministry of Trade and Industry and the Ministry of Small Business Development, Cooperatives and Marketing, WFP was able to identify and work with over 200 retailers in the southern part of the country. The partnership resulted in over USD 340,350 being injected into the local economy on a monthly basis. Traders that were contracted in liaison with the Ministry of Small Business were further linked with other financial institutions where they had access to loans and financial training literacy.

To strengthen evidence-based programming, WFP, in collaboration with the International Fund for Agricultural Development (IFAD), the Government, UN and civil society organizations started the Fill the Nutrient Gap analysis, which sought to assess the nutrition situation in Lesotho. The report was officially published in April 2020.

As a mechanism for providing a country-centred, multi-sectoral approach to strengthen national capacities for nutrition governance and accelerate nutrition scale-up for increased impact, WFP worked with the United Nations Children's Fund (UNICEF), the Food and Agricultural Organization (FAO), and the World Health Organization (WHO) under Renewed Efforts Against Child Hunger (REACH) auspices. The collaboration resulted in the launch of multi-sectoral nutrition programming by the Government. The programme empowers women and men with resilience mechanisms and promotes multi-sectoral approach to all food and nutrition programmes.

WFP worked jointly with FAO and the International Organization for Migration (IOM) in a resource mobilisation activity, which resulted in a contribution of EUR 4.4 million from the European Civil Protection and Humanitarian Aid Operations (ECHO). This helped WFP expand its cash-based transfers into urban areas, complementing the Government's horizontal expansion of its social assistance programme. This further strengthened the synergy between the three UN agencies as they worked together under one project, with WFP as the lead agency.

Government donors have been WFP's key partners and source of funds during the implementation of the Lesotho Country Strategic Plan in 2020, helping advance humanitarian-development nexus activities. The bulk of funding received has been directed to support crisis response. Crisis response-oriented activities were supported with 64 percent contributions from the UN Central Emergency Response Fund (CERF), United States, China, and through the joint WFP-FAO-IOM funding from ECHO. Traditional donors also provided critical funding stream for school feeding activities. For example, WFP implemented school feeding activities, with some carry-over balances from the governments of Lesotho, Japan, and China.

Cooperating partners are essential for WFP operations on the ground. Majority of WFP's cooperating partners were with local NGOs, whose operational presence in the targeted areas proved beneficial for WFP. Partnerships with the World Vision, Phelisanang Bophelo, Lesotho Association of People Living with HIV (LENPWA), Catholic Relief Services, and the Lesotho Red Cross enabled swift implementation of WFP interventions.

Discussions were initiated with the local private sector, First National Bank Lesotho, for a potential partnership on the provision of assistance to food-insecure people adversely affected by the COVID-19 pandemic. Discussions are ongoing, and the provision of the once-off assistance is anticipated to commence in January 2021.



CSP Financial Overview

In 2020, WFP's operation in Lesotho was sufficiently well-funded (more than 100 percent) against the needs-based and implementation plans. However, some of the funds were only received at the last quarter of the year and will be carried over into 2021. Also, despite the high funding level in 2020, some funds were earmarked at strategic outcome or activity levels, resulting in underfunding in other critical activities. Nevertheless, WFP focused on maximising the impact of utilising the available resources.

Overall, resources for the Lesotho Country Strategic Plan (CSP) from inception in July 2019 until December 2020 amounted to USD 33.8 million (excluding the multi-year contribution of USD 6.3 million), representing 67 percent of the needs-based plan for that period. Of this, about 42 percent (USD 14.2 million) was earmarked for the crisis response. The remaining 58 percent (USD 19.6 million) of the received resources was channelled into other activities, including social protection and capacity-strengthening initiatives. These resources consisted of a carry-over of USD 10.7 million from 2019, while the USD 8.9 million were new contributions in 2020 from governments and private donors. The Adaptation Fund (AF) also contributed USD 10 million in 2020, of which USD 6.3 million is spread across four years.



















On a more detailed level, those earmarked resources were allocated to specific activities such as: food and cash assistance to crisis-affected populations (Strategic Outcome 1, Activity 1); support to the Government in evidence-based planning, design and implementation of social protection programmes, including handover of the home-grown school feeding programme (Strategic Outcome 2, Activity 2); and capacity-strengthening for the Government and other actors in relation to nutrition policies and programmes (Strategic Outcome 3, Activity 4). Resources from the Adaptation Fund was received during the last quarter of 2020 and are earmarked for specific activities. Meanwhile, other activities related to early warning, resilience, and local purchase did not receive sufficient resources.

In terms of implementation during the year, WFP was able to carry out its planned activities using 59 percent (USD 15.6 million) of the resources against the needs-based plan, while representing 119 percent of the original implementation plan of USD 13.1 million. It is important to note that the 2020 implementation plan was adjusted upwards to USD 17.6 million during the year, as WFP received more resources than initially forecasted. Therefore, based on the revised implementation plan, WFP's expenditure represented 89 percent.

In the wake of the COVID-19 pandemic, WFP, jointly with the Food and Agricultural Organization (FAO) and International Organization for Migration (IOM), through the United Nations Resource Mobilization and Partnership Strategy, mobilized EUR 4.4 million (USD 5 million) to address the socio-economic impacts of the pandemic. WFP received USD 3.2 million, which will be used to assist the most economically vulnerable people in Lesotho, who were affected by three consecutive years of drought and the socio-economic impacts of the COVID-19 pandemic.

The COVID-19 pandemic affected the smooth and timely implementation of the CSP activities in 2020 due to the lockdown that resulted in movement restrictions and closure of some businesses, while some operated at reduced level. For example, there were delays in conducting the inception workshop and official launch of the Adaptation Fund project. The activities only started in October, with the allocated contributions to be carried over into 2021. Other donors also diverted some allocated contributions towards COVID-19 response activities.

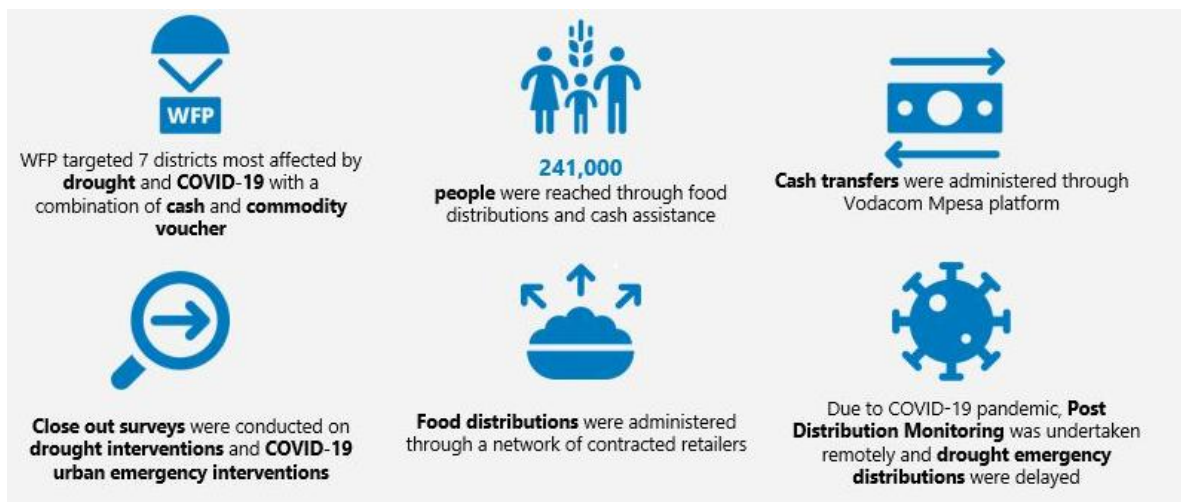
Annual CSP Financial Overview by Strategic Outcome

	Needs Based Plan	Implementation Plan	Available Resources	Expenditure
01: Shock-affected people in Lesotho are able to meet their basic food and nutrition needs during times of crisis	 13,297,747	 3,616,679	 11,598,948	 8,393,656
02: Vulnerable populations in Lesotho benefit from strengthened social protection systems that ensure access to adequate, safe and nutritious food all year round	 6,252,965	 5,223,373	 7,910,091	 4,590,232
03: Vulnerable populations in Lesotho have improved nutritional status at each stage of the lifecycle, in line with national targets by 2024	 929,577	 845,366	 1,527,005	 640,539
04: Communities in targeted areas, especially women and youth, have resilient, efficient and inclusive food systems by 2024	 2,706,241	 2,264,997	 3,160,893	 962,653
05: Government and partners in Lesotho have access to effective and reliable services throughout the year	 523,468	 0	 0	 0
Total:	 23,709,998	 11,950,415	 24,196,937	 14,587,080

The annual financial figures presented in this table are aggregated at Strategic Outcome level. The full presentation of the annual financial overview for the CSP, including breakdown of financial figures by activity, resources not yet allocated to a specific Strategic Outcome, Direct Support Costs and Indirect Support Costs are available in the Annual Financial Overview for the period 01 January to 31 December 2020.

Programme Performance

Strategic outcome 01: Shock-affected people in Lesotho are able to meet their basic food and nutrition needs during times of crisis



This outcome focuses on provision of cash and/or food transfers to populations affected by shocks to meet basic food and nutrition requirements and support early recovery while also benefiting from improved knowledge of nutrition, health, hygiene and other care practices that contribute to improved food consumption and nutritional status.

In March 2020, a national emergency due to COVID-19 was declared and a national lockdown was enforced until May 2020. This declaration followed the national drought emergency in late October 2019. Upon declaration of the national drought emergency, WFP commenced life-saving emergency interventions in the four worst affected southern districts up to June 2020. These districts were classified by the July 2019 Integrated Food Security Phase Classification (IPC) analysis as facing severe acute food insecurity (Phase 3 and 4).

Further, with the aim of increasing food access to food insecure families that had been negatively affected by drought, exacerbated by the COVID-19 pandemic, WFP mobilised resources and extended the crisis response intervention through to March 2021. In this second phase of emergency response, WFP's assistance was extended to three additional districts and targeted urban areas with cash for the first time in Lesotho. The assistance in urban areas complemented the Government's horizontal expansion of a social assistance programme – Public Assistance. In total, WFP provided assistance in seven districts out of ten in 2020.

The National Information System for Social Assistance (NISSA) under the Ministry of Social Development was used to identify eligible households ('poor' and 'very poor' households) for assistance. Targeting was complemented by a community based participatory verification exercise to ensure that most vulnerable households received assistance and that the community participates in decision making which contributes to ownership of the crisis and its solutions. This was achieved by adding new inclusion criteria to the NISSA targeting approach, by assessing food consumption patterns, sources of income, availability of productive assets, beneficiaries of existing social assistance programmes such as the child grants programme and old age pension.

A total of 241,090 beneficiaries (52 percent women) affected by drought and COVID-19 in the seven hardest-hit districts were assisted between January-December 2020 with a combination of cash and commodity vouchers to meet their basic food and nutrition needs. Where this package of assistance was not feasible due to lack of mobile network coverage and/or protection issues for beneficiaries, assistance was provided using commodity vouchers through retailers. The food voucher included nutrient-dense food items as well as fresh produce distributed through a network of 355 local retailers to improve the dietary diversity of nutritionally vulnerable groups such as children, pregnant and lactating women hosted by targeted households. Cash was distributed through Vodacom M-Pesa to allow beneficiaries the flexibility to buy other foods and non-food essential items. The transfer value was determined and standardised across all emergency interventions by the Lesotho Vulnerability Assessment Committee based on the national average survival deficit (basic food and non-food needs) in poor and very poor households. Additionally, households with nutritionally vulnerable groups especially pregnant and lactating women and children aged 6 to 59 months received

specialised nutritious foods in the form of Super Cereal and Super Cereal Plus to address micronutrient deficiencies.

The assistance also included Social and Behaviour Change Communication focusing on improving women's, men's, boys' and girls' knowledge on nutrition, HIV awareness, sexual reproductive health, human rights, gender, climate awareness and other practices that contribute to improved household food security and nutritional status. Different messaging approaches were adopted ranging from community mobilization, print media, social and traditional media to disseminate resourceful information to targeted communities. Key nutrition, protection and health partners in the districts were engaged. In the context of COVID-19, new preventative procedures were put in place at all distribution points; tippy taps, hand sanitisers and masks were introduced. However, due to the worsening situation of COVID-19 and preventative measures, delivering awareness through gatherings was restricted. Therefore, WFP used the bulk-SMS platform as the only approach to deliver nutrition and COVID-19 related messages. Some households in remote areas do not have mobile phones, hence the lower achievement.

The use of WFP's beneficiary and transfer management platform for information management and administration of food distribution through the retailers was implemented as planned. Sectoral feasibility assessments (market, security, mobile network coverage etc.) were all done successfully before expansion to new districts.

Distributions were delayed in April 2020 due to a national lockdown imposed to control the spread of COVID-19 which also saw overland border closures. The retail sector struggled to source adequate stocks on time which affected timely distributions. There were also price increases reported across several key commodities that made it necessary for adjustments to the food basket in the ongoing response.

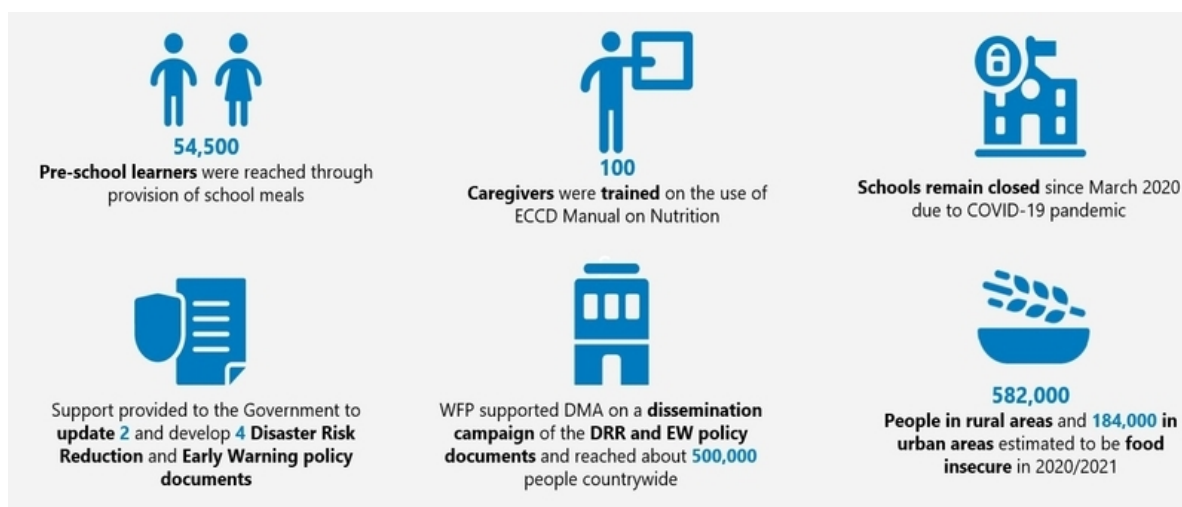
Post Distribution Monitoring of the crisis response during this time was undertaken remotely in collaboration with the National University of Lesotho call centre. A close-out survey was conducted in July 2020 to assess any changes in households' food security following the drought intervention when compared to pre-assistance levels. The survey findings highlighted that there were more households headed by women (52 percent) than households headed by men (48 percent). Household food consumption across the four districts (Mafeteng, Mofale's Hoek, Quthing and Qacha's Nek) improved significantly during follow-up across the four districts in comparison to pre-assistance levels as more households registered an acceptable Food Consumption Score (FCS) versus borderline FCS. No household registered poor FCS. However, at close-out, some households fell back into borderline FCS. The findings also indicated that the proportion of households headed by men and women that never consumed vitamin A, protein and iron rich foods was zero percent compared to during assistance when 16 percent never consumed vitamin A and 30 percent and 68 percent respectively never consumed protein and iron rich foods. Reduced coping strategy index (rCSI) was 7.3 at baseline and increased to 8.3 during follow-up and further increased to 11.3 at close-out. This indicates that more households adopted food-related negative coping strategies. During provision of assistance, it is expected that the rCSI will reduce but the lockdown-induced expansion of household sizes resulted in increased food consumption and consequently food shortages. Therefore, despite the assistance, households still had to rely on less preferred food and borrow food from relatives and friends.

Following the launch of WFP's urban emergency assistance in response to COVID-19 that started in August, there have been improvements reported in food consumption as the proportion of households with acceptable food consumption increased from 50 to 67 percent while poor and borderline food consumption reduced from 50 to 33 percent. Additionally, the proportion of households which consumed vitamin A rich foods daily increased from 74 to 91 percent while those that consumed protein rich foods increased from 25 to 63 percent. Although the proportion of households that never consumed iron rich foods declined from 38 percent to 14 percent, only less than 5 percent consumed this food group daily. Fewer households adopted consumption based coping strategies than before, as rCSI declined from 15.3 to 5.4. Although at baseline 19 percent of households adopted crisis and emergency coping strategies, these reduced to 6 percent with more households headed by men and women adopting these strategies. Food expenditure share was not measured in both drought-affected households and COVID-19 affected households because the monitoring surveys were conducted through telephone calls.

Gender was fully integrated into the implementation of activities that contribute to Strategic Outcome 1 as evidenced by WFP's Gender and Age Marker code 4. The country office streamlined the collection and reporting of sex and age-disaggregated data to strengthen understanding of sociological factors, different needs, interests, and capacities of supported households. Adopted nutrition and gender targeted actions were informed by this analysis. Strategic partnerships were secured and most of gender and protection targeted actions were done in collaboration with these partners.

WFP Gender and Age Marker	
CSP Activity	GAM Monitoring Code
Provide cash and/or food transfers to populations affected by shocks	4

Strategic outcome 02: Vulnerable populations in Lesotho benefit from strengthened social protection systems that ensure access to adequate, safe and nutritious food all year round



This outcome focuses on supporting the Government to strengthen capacities to design, implement and coordinate efficient and equitable shock responsive social protection programmes to ensure access to food; and strengthen the capacity of the Government and partners in early warning and food and nutrition security monitoring and analysis which helps beneficiaries meet their food and nutrition needs.

Activity 2- Support the Government in evidence-based planning, design, management and implementation of social protection programmes, including by handing over the home-grown school meals programme

WFP continued to support the Government in implementing the primary school feeding programme with carry over balances from 2019 contributions. WFP reached 100 percent of primary school learners from 560 primary schools. Financial support from Multilateral Funds Allocation enabled provision of breakfast to 54,529 pre-school learners (26,713 boys and 27,816 girls) from 2,520 pre-schools. In support of the Government's local purchase initiative, about 38 percent of the maize meal provided through school meals was sourced locally. The school feeding programme remains an important incentive and source of nutritious meals for learners especially those from poor and vulnerable households. The consistently high primary school attendance rates of above 90 percent has been widely attributed to the school feeding programme. With closure of schools between March-December 2020, WFP and other partners like UNICEF worked hand in hand to technically support the Government through Ministry of Education and Training (MoET) to adjust various programmes including school feeding. Other adjustments included strengthening the delivery and quality of home-schooling curricula and planning for the eventual and safe reopening of schools. WFP was instrumental in supporting MoET to implement take-home rations for learners to consume while they continued with home schooling.

In partnership with the Ministry of Agriculture and Food Security, the Food and Nutrition Coordinating Office and the Ministry of Health, WFP trained 100 Early Childhood Care and Development Centres (ECCD) caregivers in Mokhotlong district on the use of the ECCD manual on Nutrition, Health and Hygiene. The trainings were aimed at equipping caregivers with skills on handling the nutritional and health issues of pre-school learners while maintaining good hygiene practices. Plans to train more caregivers across the country were impacted by the extended closure of schools due to the pandemic. Additionally, WFP partnered with Lesotho Red Cross Society to train 100 ECCD caregivers as gate keepers in HIV prevention and sexuality education within the broader framework of sexual reproductive health issues in Qacha's Nek, Mokhotlong and Maseru districts.

WFP handed back to the Government the implementation of the primary school feeding that WFP supported through MoET following government's inability to provide advance payments to WFP. Although this happened earlier than anticipated, WFP and MoET signed an MoU for the provision of technical assistance by WFP to MoET. This would guide WFP's role in the national school feeding programme throughout the duration of the CSP. An action plan highlighting expected implementation activities from WFP during the provision of technical assistance will be finalized in 2021. Also, another MoU was endorsed by the two parties for WFP to continue supporting the Government in implementing the pre-primary school feeding programme.

Following the previous south-south and triangular cooperation between Lesotho and the Brazil Centre of Excellence on school feeding facilitated by WFP, a final draft technical note advising MoET on how the school feeding governance structures can be put in place has been submitted to MoET for consideration of recommendations set out in the document.

WFP supported MoET in developing a Monitoring and Evaluation Framework for the national school feeding programme to guide the implementation of monitoring and evaluation activities for the school feeding programme. The final framework has been approved and endorsed by MoET.

Activity 3- Strengthen the capacity of the Government in early warning, food and nutrition security, monitoring and vulnerability assessment and analysis

Through the ECHO funded project “Strengthening Disaster Preparedness and Response System in Lesotho” which was implemented in collaboration with the Food and Agricultural Organization (FAO) and UNICEF, WFP supported the Disaster Management Authority (DMA) to update the Disaster Risk Reduction (DRR) and Management Bill and develop the DRR Strategy, Early warning (EW) Strategy, Manual, Plan and Standard Operating Procedures (SOPs). Analysis of the indicator, number of national food security policies, programmes and systems components enhanced as a result of WFP capacity strengthening, indicated that three of the policy documents (EW Strategy, Manual and Plan) developed or updated turned out to be the capacity strengthening components because they were approved by the Principal Secretary in the Prime Minister’s Office. The DRR Strategy and Action Plan, EWS SOPs and DRR and Management Bill remained at output level as capacity strengthening products because they are yet to be approved. The validation and approval processes of these documents was delayed due to COVID-19 challenges and several changes in DMA management. In 2021, the country office will advocate for approval of the pending documents including approval of the DRR Bill by the Parliament and will promote awareness to ensure good coverage at all levels.

In relation to the number of people with access to climate information, WFP supported DMA with a dissemination campaign to promote and generate increased awareness and understanding of the DRR and EW policy documents at national and sub-national levels. About 103 members of the District Disaster Management Teams (54 women) and 830 community members including Village Disaster Management Committees (57 percent women) were reached through virtual meetings and public gatherings. More than 500,000 people across the country were reached through six radio stations and Lesotho Television.

As the technical member of Lesotho Vulnerability Assessment Committee (LVAC) and co-chair of United Nations Disaster Risk Management Team, WFP worked closely with DMA to help generate evidence to inform the food security and nutrition programming. Support was provided in conducting the rapid/crop assessment in March that assessed the status of crops and other sectors including food security, health and nutrition, water and sanitation. In April, humanitarian needs were estimated based on the most likely scenario that estimated 900,000 food insecure people in rural and urban areas at the height of the COVID-19 lockdown. In June/July, the IPC analysis classified 582,000 food insecure rural people in 2020/21 in IPC Phase 3 (crisis) and above (482,000 in phase 3, 100,000 in phase 4). Further analysis estimated 184,000 urban people as food insecure. Technical assistance was provided to calculate transfer value that was used by the Government and humanitarian partners. Training on food security data analysis and integration of nutrition, gender, HIV, protection issues and climate change was provided to LVAC. Due to inadequate IT resources, DMA was unable to collect food security monitoring data during lockdown and coupled with lack of transport, the food security updates were not regular during 2020. To address some of these challenges, WFP procured 15 laptops for DMA staff at national level and in the field and these will be handed over in 2021.

The Integrated Context Analysis (ICA) was updated with technical support from HQ and the ICA maps will be validated early 2021 with stakeholders and DMA as the lead agency. This will be followed by identification of appropriate interventions based on ICA area classification through stakeholder workshops. As one step towards the development of the country capacity strengthening strategy in 2021, the country office received support from HQ to map the existing capacity gaps within DMA and Lesotho Meteorological Services in the implementation of a functional early warning system and the outcome statements were validated through stakeholder workshop in December. The ICA also triggered discussion on Integrated Catchment Management.

Gender was integrated into the implementation of activity 2 and 3, as evidenced by the Gender and Age Marker Monitoring codes 1 and 4. School feeding data, enrolment and attendance data, quarterly deliveries were disaggregated by gender and age of pupils. Additionally, though tier 1 beneficiaries were not embedded, the capacity strengthening initiatives through development of tools included gender dimensions.

WFP Gender and Age Marker	
CSP Activity	GAM Monitoring Code
Strengthen technical capacity of the Government in early warning, food and nutrition security monitoring and vulnerability assessment and analysis	1
Support the Government in evidence-based planning, design, management and implementation of social protection programmes, including by handing over the home-grown school meals programme	4

Strategic outcome 03: Vulnerable populations in Lesotho have improved nutritional status at each stage of the lifecycle, in line with national targets by 2024



With funding from the Renewed Efforts Against Child Hunger (REACH), the People's Republic of China, and the Unified Budget, Results and Accountability Framework (UBRAF), and the Adaptation Fund, nutrition activities were implemented at 74 percent compared to the planned requirement for 2020.

Activity 4-Provide capacity strengthening to the Government of Lesotho and other actors in multi-sectoral coordination, planning, evidence-building and implementation of nutrition policies and programmes.

Chronic malnutrition (stunting), overweight and obesity and micronutrient deficiencies across all age groups continues to represent the triple burden of malnutrition affecting Lesotho. Within the National Strategic development Plan (NSDP II), strengthening human capital through nutrition and health is identified as one key results area.

As part of strengthening evidence, the FNG report, which analysed the Lesotho nutrition situation, was officially published in April 2020. The analysis of the FNG report started in 2019 in collaboration with the International Fund for Agricultural Development (IFAD) and other sectors inclusive of the Government, UN and civil society organisations. The FNG provides a framework for strengthened situation analysis and multi-sectoral decision making that identifies context-specific barriers to adequate nutrient intake among specific target groups. The analysis included the Cost of Diet and considered a range of factors that affect dietary intake, including local malnutrition characteristics. Further including the enabling policy environment; type and availability of nutritious foods in local markets, affordability of nutritious foods, nutrient intake, local practices and cost optimisation.

The results were successfully validated by stakeholders in 2019. In 2020, the report has informed the choice of food items that constitute the WFP drought and COVID-19 response food basket and the design of the IFAD new Adaptation project.

To effectively address nutrition challenges in the country implementation and to promote nutritious choices among all age groups; WFP provided technical and financial support to FNCO to develop the Advocacy, Social and Behaviour Change Communication (SBCC) strategy on nutrition.

The development process was informed by the findings of the formative research - a qualitative survey, which engaged government departments, Non-Governmental Organizations (NGOs) and local communities (women and adolescent girls, men, elderly, youth, community leaders) to explore knowledge, attitudes, perceptions and practices about nutrition in Lesotho.

Thorough stakeholder consultations at central, district and community levels were successfully completed in formulation of the strategy including standard messages to harmonise the awareness and behavioural change efforts. The validation of the strategy and development of the dashboard to enable reporting of all SBCC work by various sectors will continue in 2021.

The UN network on nutrition through Renewed Efforts Against Child Hunger (REACH), comprised WFP, UNICEF, FAO and WHO, supported the Government to design a Multisectoral Nutrition Programme (MIP) targeting four districts with highest stunting prevalence. This programme was aligned with the COVID-19 National Integrated Response Plan of

2020 to support the food and nutrition pillar. The plan is to empower women and men with resilience mechanisms and promote a multi-sectoral approach to all food and nutrition programmes. A series of scale-up activities were designed including dissemination of COVID-19 preventive guidelines, WASH activities, support capacity development for village health workers to facilitate growth monitoring promotion activities and proper documentation at community level. A total of 2,000 households with children under the age of five from four districts with high stunting rates; namely Mokhotlong, Thaba-Tseka, Quthing and Butha-Buthe were provided with a variety of vegetable seeds and recipe booklets to support complementary feeding. The Programme was officially launched in November 2020 by the Right Honourable Prime Minister.

Since 2018, WFP has been technically and financially supporting development of the Fortification Legislation and Regulation for Lesotho. The legislation was officially endorsed by the Government in 2020 prior to which there had been delays experienced due to political instability, changes in key positions and the need to engage with relevant authorities for a common understanding of the fortification framework. Due to COVID-19, dissemination of the legislation including as consumer education and awareness raising activities were deferred to 2021.

WFP engaged two local NGOs – Rural Self-Help Development Association (RSDA) and Thembaletu Development to start and sustain small-scale projects for people living with HIV (PLHIV). This followed the HIV and social protection assessment study conducted in 2018 that identified increasing vulnerability among PLHIV due to fewer livelihood choices. The partnership was rolled out in three southern districts with the highest number of food insecure people. This initiative was linked with resilience building activities under Strategic Outcome 4 and the four-year Adaptation Fund project that seeks to improve adaptive capacity of vulnerable Basotho through an Integrated Catchment Management (ICM) approach.

Activities that have been introduced to communities include bee keeping for honey sales, food preservation techniques to minimize post-harvest loss and ensure availability of nutritious foods during dry seasons, poultry farming, piggery, production of biofortified beans (NUA 45) rich in iron and zinc, vegetable production projects. The income generating initiative; savings-led microfinance approach was started as a means to provide a safe place for PLHIV and their households to save and borrow to increase their income. The goal of the initiative is to assist HIV clients to access funds to reach health facilities for check-ups and access to nutritious foods which proved to be a challenge over the years. A total of 2,000 households benefited from the initiative. However, due to COVID-19, most of the projects resumed after COVID-19 lockdown was eased in August and tangible benefits to the PLHIV have not yet materialized. In 2021, the partnership with these NGOs will be maintained so targeted clients obtain the intended benefits.

The performance of strategic outcome 3 is measured by the number of national food security and nutrition policies, programmes and system components enhanced as a result of WFP capacity strengthening which is assessed annually. Currently, WFP is engaged in a consultative process with key stakeholders to develop the capacity strengthening (CS) strategy. Key notable CS initiatives were implemented resulting in one component and two outputs of capacity strengthening. The fortification legislation which promotes mandatory fortification of four staple foods – maize flour, wheat flour, sugar and cooking oil which was technically and financially supported by WFP in 2018 and officially adopted by the Government this year.

WFP provided technical and financial support to FNCO to develop the Advocacy, Social and Behaviour Change Communication (SBCC) strategy on nutrition and its validation of the strategy was delayed by COVID-19, leaving this initiative as CS product.

This activity did not have tier 1 beneficiaries; much focus was on capacity strengthening activities to support the Government to develop policies, strategies and generation of evidence towards ensuring proper governance and implementation of nutrition in the country. These documents unpacked womens' needs and clear milestones to close the gaps. Gender sensitive livelihood strengthening projects targeting vulnerable PLHIV informed by gender and age analysis were done. The formative research which informed the strategy development reached all partners including gender, different women and men's groups, other nutritionally vulnerable groups like adolescent girls and pregnant women so their opinions feature in the strategy.

WFP Gender and Age Marker	
CSP Activity	GAM Monitoring Code
Provide capacity strengthening to the Government and other actors with regard to multi-sectoral coordination, planning, evidence-building and implementation of nutrition policies and programmes	1

Strategic outcome 04: Communities in targeted areas, especially women and youth, have resilient, efficient and inclusive food systems by 2024



This strategic outcome has the aim of building a resilient, efficient and inclusive food system through the implementation of integrated interventions for climate change adaptation including climate services as well as promoting local purchases from smallholder farmers for national social protection programmes such as the school feeding programme. Through support for interventions that address post-harvest losses, this outcome is expected to result in improved food quality and safety.

Activity 5- Support the design and implementation of nutrition-sensitive assets to improve and diversify the livelihoods of vulnerable communities and households affected by climate change and land degradation

WFP complemented the Ministry of Forestry, Range and Soil Conservation (MFRSC) to implement shock responsive and results oriented Public Works (PW) programme across 21 project sites in Mafeteng, Mohale's Hoek and Quthing districts through provision of cash transfers to more than 2,543 beneficiaries (52 percent women) affected by drought and the COVID-19 pandemic. This was extended to include three pilot sites in Maseru, Berea and Buta-Buthe districts where a total of 200 (52 percent women) people were reached.

In collaboration with other partners, WFP provided technical assistance and complemented MFRSC on targeting, planning of assets, quality assurance on asset creation, life skills development and livelihood diversification across the 24 project sites through vertical and horizontal expansion.

Due to COVID-19, WFP shifted from community-level asset creation to household-level activities where more than 3,000 community members participated in intensified and upscaled household-based assets creation activities. These activities included establishment of homestead keyhole gardens, fruit trees planting, chicken and pig rearing for dietary diversity, income generation and curbing chronic food insecurity exacerbated by COVID-19. Additionally, furrows, stone lines, terracing and eyebrow basins were built to control water run-off and minimise soil erosion; tanks and communal dams were constructed for irrigation and household use and brush control for livestock improvement.

Partnerships were established with the International Fund for Agricultural Development (IFAD), the Food and Agricultural Organization (FAO) and government ministries to ensure inclusion of vulnerable households in the programme and adjustment of work norms to comply with COVID-19 Standard Operating Procedures. Community assets creation working arrangements had to be adjusted to adhere to COVID-19 guidelines. Social distancing, wearing of face masks, regular hand washing or sanitization were strictly observed with support of community leaders, foremen and health personnel during assets creation and Community-based Participatory Planning (CBPP) consultations.

PW activities promoted nutrition and gender transformative interventions through SBCC advocating for inclusion of women in decision making positions. The integration reached 2,543 people (52 percent women) and resulted in 75 percent of women occupying assistant positions as secretaries.

Approximately 50 farmers (35 percent women) participating in the PW activities were linked to market access and supplied vegetables to retailers contracted by WFP in providing in-kind assistance. This increased income earnings of such beneficiaries and they were able to meet their food and nutrition needs.

WFP, MFRSC and Lesotho Meteorological Services signed an MoU for the Adaptation Fund (AF) project entitled 'Improving Adaptive Capacity of Vulnerable and food Insecure Populations in Lesotho (IACOV). WFP supports all components of the IACOV project inclusive of component 3 that focus on strengthening community resilience and adaptation plans to climate change and effectively supports execution of public works guidelines. The Sustainable Livelihoods Programming (SLP) tool is used to link its products to the CBPP processes to improve existing Community Action Plans (CAP) in Mohale's Hoek and Quthing districts as well as creating new CAP in Mafeteng district.

IACOV was launched and inception workshops were held at national and sub-national level. Work-plan validation and CBPP implementation to develop community plans were supported in Mafeteng, Mohales' Hoek and Quthing districts. With support from the Regional Bureau and HQ, environmental and social safeguard screening and CBPP trainings for IACOV were done through the resilience activity.

Some activities, including bio physical surveys and geo-mapping to improve documentation, planning and monitoring processes, could not be implemented due to the pandemic. The surveys and geo-maps will be covered by IACOV in 21 operational sites in the southern districts. The evaluation of asset creation and public works activities (2015-2019) which was commissioned jointly with MFRSC was delayed and will continue in 2021.

Around 340 households benefitted from home gardens and community orchards established from previous WFP efforts. Due to funding constraints, 50 percent of the 14,250 (52 percent women) planned beneficiaries could not be assisted between September – December 2020 and were linked to other government and development partners' existing programmes for continued support.

The results of the May 2020 Post Distribution Monitoring (PDM) on food consumption showed improved household food consumption in both households headed by men and women across three operational districts, Mohale's Hoek, Mafeteng and Quthing, compared to before assistance. At least 62 percent of households used more than half the money they received to buy food which translated into a significant reduction in the proportion of households that had poor and borderline food consumption from 65 to 33 percent.

Activity 6- Provide technical support to smallholder farmers and other value chain actors, particularly women, in climate-smart agriculture, food quality and safety, marketing of nutritious foods and financial services

Through finances from IFAD, WFP planned to work with the Ministries of Agriculture, Small Business, Development, Cooperatives and Marketing, FAO and Smallholder Agricultural Development Project to organise a national market linkage forum to improve market access by bringing farmers and buyers together to network for possible engagements. However, due to the COVID-19 pandemic and restrictions, this forum was not convened.

An after-action review exercise was conducted with the four farmers' organisations from which WFP procured beans for the school feeding programme in 2019. This was undertaken to review and draw lessons from the local purchase initiative in the 2019/20 buying season. Other participants were from the Ministry of Education and Training, Ministry of Agriculture and Food Security, Ministry of Small Business, Development, Cooperatives and Marketing, FAO and private sector companies – bean packers and Lesotho Flour Mills. This review highlighted the benefits of local procurement to farmers as well as challenges and recommendations for improvement. It was indicated that through the local procurement initiative, farmers became more empowered to work together in groups while increasing women participation to produce better quality products and were able to meet the demand despite drought-related challenges.

In ensuring continuity of the local purchase initiative beyond the school feeding programme, WFP facilitated a market linkage between 12 smallholder farmers (40 percent women) and the local miller and bean packers. This was done to ensure access to markets by farmers for marketable surplus. After the postponement of the national market linkage forum due to the pandemic, WFP engages in efforts to strengthen the linkages in 2021.

In ensuring poor smallholder farmers' (80 percent women) access to market, some of whom were asset creation participants, WFP supported farmers by linking them to retailers contracted by WFP in providing in-kind assistance for crisis response. Through this linkage, farmers supplied vegetables including carrots and beetroot to retailers in Mohale's Hoek district for distribution to vulnerable households. Efforts to strengthen this initiative will be implemented in 2021.

WFP supported the Government of Lesotho through the Prime Minister's Office with preparing a concept note for the local purchase initiative in facilitating access to markets by Smallholder Farmers for their surplus produce. In preparation for the 2021 Food Systems Summit, WFP engaged in regional discussions to better understand WFP's role within the overall food systems approach. WFP continues to engage with the Government and through the leadership of the independent consultant (Convener) participate in the national dialogues.

Gender was integrated in the implementation of Activity 5 and 6, as evidenced by the Gender and Age Marker Monitoring codes 4 and 1. Creation of the community-based assets incorporated gender and nutrition needs of communities especially women. Additionally, WFP provided technical support to smallholder farmers and other value chain actors, particularly women to empower and advance their decision-making authority.



WFP Gender and Age Marker	
CSP Activity	GAM Monitoring Code
Provide technical support to smallholder farmers and other value chain actors, particularly women, in climate-smart agriculture, food quality and safety, marketing of nutritious foods and financial services	1
Support the design and implementation of assets that are nutrition sensitive to improve and diversify the livelihoods of vulnerable communities and households affected by climate change and land degradation	4

Strategic outcome 05: Government and partners in Lesotho have access to effective and reliable services throughout the year

This Strategic Outcome aims to provide expertise and services on supply chain and cash-based transfers on behalf of the Government and partners.

The main activity under this strategy outcome is the WFP support to the United Nations Development Programme (UNDP) with provision of mobile money to people assisted by UNDP under its Reducing Vulnerability from Climate Change (RVCC) project. WFP assists with cash payments through Vodacom Mpesa platform to more than 2,000 community members participating in land rehabilitation activities under the RVCC project in the three councils of Thaba Mokhele, Khoelenya and Lithipeng in Mofeng district. The agreement was prepared and implemented from July 2020 and is projected to end in July 2021.

At baseline, 91 percent of the respondents, of whom 47 percent were females were satisfied with how they received cash assistance. Follow-up to be conducted in June 2021.

Cross-cutting Results

Progress towards gender equality: Improved gender equality and women's empowerment among WFP-assisted population

While progress on some gender aspects is evident - among them education attainment - Lesotho ranks 88 out of 153 countries on the 2020 Global Gender Gap Index[1]. Women still face challenges around gender-based violence (GBV), low influence on decision-making at household and community levels, and a high burden of responsibilities (particularly for farm, household and unpaid care work). COVID-19 has widened the gap further due to increased unpaid care work, women's inability to access critical health services and compressed livelihood opportunities.

WFP continued its efforts to strengthen gender equality and women's empowerment recognizing it as key to ending poverty and achieving zero hunger. WFP's gender mainstreaming efforts focused on challenging the existing gender stereotypes and practices rooted in Basotho culture.

WFP worked with the Ministry of Forestry, Range and Soil Conservation (MFSRC) to initiate the national public work guidelines that included gender, nutrition and shock responsiveness elements to advance women's standing. In all 32 Food Assistance for Assets (FFA) sites, WFP advocated for the inclusion of women in decision making positions resulting in 34 percent of women elected as foreman. About 75 percent of women occupied assistant positions as secretaries due to their capacity to write and bookkeeping abilities. The planned collaborations with gender actors like Ministry of Gender and local NGOs to do gender awareness trainings for FFA participants and selected committee members could not be done due to COVID-19. However, messages that promoted gender division of labour and joint decisions on the utilisation of cash were circulated through a bulk SMS platform. The post distribution monitoring done in May showed that more than 90 percent of respondents remarked that decision making on the use of cash was made by both men and women which proved beneficial in stabilizing gender relations at household level.

Due to school closure because of COVID-19, all the planned activities in fulfilment of the 'Education for All campaign' to increase enrolment of boys especially in rural schools failed. The dropout rate for boys particularly in rural areas has been a challenge and in recent years the situation had been improving.

WFP utilized retailer shops to discuss gender issues with assisted households. Key topics discussed included gender division of labour, harmful practices including GBV, meal planning and distribution within households. Partnership was secured with nutrition and gender sectors in the districts and community council level for systematic awareness. These partners included the Ministry of Gender, Ministries of Health, Agriculture (nutrition departments) and the Food and Nutrition Coordinating Office as well as NGO partners present within the operational areas.

In 2021, WFP will remain committed to gender equality through its activities: emergency response, school meals programme, resilience work and other capacity strengthening activities where support is offered to the Government to develop policies, Standard Operating Procedures and strategies. Efforts will be made for all tools to integrate gender dimensions.

Protection and accountability to affected populations: Affected populations are able to benefit from WFP programmes in a manner that ensures and promotes their safety, dignity and integrity. Affected populations are able to hold WFP and partners accountable for meeting their hunger needs in a manner that reflects their views and preferences

Accountability to affected populations (AAP) remained a priority for WFP where all three components of AAP namely information provision, consultation and establishment of the complaints and feedback mechanisms (CFMs) were operationalised. Provision of project information and systematic sensitization of affected communities was mainstreamed across all stages of the project implementation. Key information on entitlements, targeting criteria, duration of support, available CFMs for reporting of grievances was widely and regularly shared. Pre COVID-19, distribution points and Food Assistance for Assets (FFA) sites were used as ideal places for these sensitizations. For households receiving support through mobile money, using a bulk SMS platform was promoted. During COVID-19 lockdown, this approach proved beneficial as it was the only viable approach to communicate with assisted households. Brochures translated in native language were also distributed to further streamline project milestone including entitlements. WFP utilised these platforms to share COVID-19 mitigation measures with assisted communities and this resulted in 99 percent of households assisted conversant with COVID-19 clinical symptoms including essential preventive measures. Knowledge was higher among men at 100 percent against 98 percent of women. WFP also used existing platforms such as community councils' sittings at local level to reach all key stakeholders to streamline project milestones for strengthened support. One-page briefs were shared while in some districts messaging was turned into posters.

WFP promoted the use of several CFM platforms such as toll-free and community help desks. The toll-free line was managed by the National University of Lesotho (NUL) and around 1,100 calls were received of which 72 percent were from women. In 2019, through a joint venture with the United Nations Population Fund (UNFPA) and the United Nations Children's Fund (UNICEF), call centre operator's capacity on issues related to humanitarian response, child protection, Gender Based Violence (GBV) was enhanced. This included exposing operators to WFP field operations for comprehension of humanitarian response. WFP and NUL had adopted a standard operating procedure on case management and feedback to beneficiaries was provided within an hour. Cases that required further follow-up such as domestic violence or grabbing of orphans' entitlements by family members were escalated through appropriate channels including community protection committees. As part of accountability measure, WFP mobilised other protection actors, mainly the Ministry of Police – Child and Protection Unit, community policing forums, Ministry of Social Development auxiliary social workers to work together towards preventing, mitigating, and responding to protection risks. In such cases feedback was provided within three days while GBV related concerns were referred to the police toll free number for proper follow-up.

These partners were instrumental in leading protection awareness sessions and messaging. The design of messaging and awareness sessions instigated from the protection assessment exercise done prior to implementation. The assessment was done through Focal Group Discussions with key informants with equal representation of women and men, representation of people with disabilities, elderly, leaders, and youth to gauge all opinions from different perspectives. Appropriate and context specific mitigation measures were outlined in that regard. The discussions enabled communities to map barriers, either of a social or cultural nature that may restrict beneficiaries' meaningful access and put their protection at more risk. During implementation, desirable protection measures like avoiding late distributions, encouraging beneficiaries to walk in pairs or groups, avoidance of distributions during rainy days to avoid commodity spoilage, mobilising community policing forums to guard hot spots areas during distribution dates were operationalised. These contributed to 97 percent of assisted households reporting to have not experienced any protection challenges and similar results were achieved for FFA. The assessment was also instrumental in informing the appropriate modality since in one district despite the feasibility of cash, security concerns resulted in vouchers being adopted as an appropriate modality.

Other community-based platforms like reporting issues directly to leaders, help desks comprised of assisted households' representatives with equal representation of women and men were established. These platforms were instrumental in assisting minors, elderly, physically and mentally disabled persons to voice their concerns. The assessment also included beneficiary preference regarding CFM, preferred food items to be included in the commodity voucher and programmatic changes were done in favour of that. Due to abundant connectivity network, the toll-free hotline was the most preferred communication channel due to its ability to provide swift response and guaranteed confidentiality. For publicity, traditional methods of meeting beneficiaries during distributions were used; and with the onset of COVID-19 lockdowns, UNFPA paid for television and radio adverts. The collaboration extended to the buying of mobile phones and their configurations to enable operators to work from home while WFP supplemented with laptops. For assisted households commonly reported issues were ranging from retailer breach of contract (giving below entitlements), delayed distributions, targeting errors (inclusions and exclusions), and failed MPESA transfers. While for non-beneficiary households, most of their concerns included interest to be in the programme and reporting of GBV related issues which proved rampant during lockdown.

Most retailers' shops were within reach and in cases where villages were far away, retailers used their vehicles to carry beneficiaries' stocks and dropped them off closer to their villages to mitigate the risk of robbery or compelling them to incur more transport costs. None of the crisis response beneficiaries reported protection setbacks. Food item lists were displayed in all retail shops to avoid any chances of exploitation. As a lesson learned in 2019 where some FFA participants complained about long queues at the bank, a meeting was secured with Standard Lesotho Bank and one favourable agreement was the nomination of a dedicated teller to serve WFP beneficiaries. This resulted in an efficient process, reduced waiting times and beneficiary protection from extreme sun exposure. As part of a wide comprehensive capacity development plan and promotion of zero tolerance to abusive acts, retailers' contracts also included a sexual exploitation and sexual abuse (SEA) clause. Sensitization meetings with retailers were organised to fully discuss protection principles including UN humanitarian ones. WFP field staff were also reminded of the Do No Harm approaches including completion of the SEA online course.

Environment: Targeted communities benefit from WFP programmes in a manner that does not harm the environment

Environmental degradation and food insecurity are closely linked in Lesotho. Cultivated lands are threatened by water and wind erosion, declining soil fertility, sediment deposition on and outside cultivated areas, increasing variability in stream flow and lower water tables. WFP supports public works programmes using Food Assistance for Assets (FFA) activities under the Ministry of Forestry Range and Soil Conservation to respond to and minimize prevailing damage.

The FFA activities harness environmental degradation and improve land through tree planting and grass seeding to minimise raindrop splash and improve underground water infiltration that improve water-table storage for use during dry seasons. Soil is improved by debris decomposition from trees and grass that also contribute to reduced carbon dioxide sequestration.

The assets creation activities in the three southern districts of Lesotho rehabilitated 1,136 hectares of land by planting of grass and trees, construction of 30 kilometres stone-lines and diversion furrows to control soil erosion and protect crops. About 11 percent of households (6 percent women) with 2 percent of households headed by women, pronounced environmental benefits from assets created in 2016 – 2019 up from 4 percent in 2017.

The country office installed auto switch sensor controllers in the newly constructed building and the plan is to install sensors in other buildings to control and monitor lighting. All vehicles are monitored for unauthorised movements and unnecessary vehicle idling. A booking hub is established and implemented to control and monitor trips as a measure to contribute to reduction in carbon emissions.

The environmental and social safeguard are done in all public works to ensure activities and programmes do not cause unintended harm to the environment or populations before implementation. Design of new asset activities in Lesotho are screened for environmental and social risks although asset creation activities are categorised as 'low risk' in Lesotho.

Data Notes

2020 Overview

For the 2020 reporting period, disability data has been collected using a variety of approaches, according to the existing needs, capacity, and experience of various WFP activities and operational contexts. Moving forward, as part of the 2020 Disability Inclusion Road Map, WFP will be building on this experience to mainstream and standardise disability data collection methodologies, aligning with international standards and best practices.

Contribution towards SDGs:

In contribution towards SDG 2, the country office provided basic food requirements of those affected by shocks through unconditional cash and food transfers and addressed the nutritional status of vulnerable populations in line with national protocols. Additionally, WFP and partners provided capacity strengthening and productive assets to smallholder farmers and vulnerable communities in targeted areas to boost resilience. Working towards SDG 17, WFP contributed to strengthening the capacity of national institutions to deal with food and nutrition insecurity and shocks through government capacity strengthening and the provision of evidence-based analysis in addition to supporting development of related policies and strategies.

Context and operations & COVID-19 response

[1] Bureau of Statistics. 2011. Lesotho Demographic Survey. http://www.bos.gov.ls/New%20folder/Copy%20of%20Demography/2011_Lesotho_Demographic_Survey_Report.pdf.

[2] UNDP. 2019. Human Development Report 2019: Beyond income, beyond average, beyond today: inequalities in human development in the 21st century

[3] World Bank Lesotho Poverty Assessment; Progress and Challenges in Reducing Poverty-2019 documents1.worldbank.org/curated/en/387071576240590486/pdf/Lesotho-Poverty-Assessment-Progress-and-Challenges-in-Reducing-Poverty.pdf

[4] Integrated Food Security Phase Classification, August 2020

[5] Covid-19-Lesotho Socio-economic Assessment <https://www.undp.org/content/dam/rba/docs/COVID-19-CO-Response/UNDP-rba-Lesotho-Socio-Economic-Assessment2020.pdf>.

[6] Covid-19-Lesotho Socio-economic Assessment <https://www.undp.org/content/dam/rba/docs/COVID-19-CO-Response/UNDP-rba-Lesotho-Socio-Economic-Assessment2020.pdf>.

[7] Fill the Nutrient Gap Study 2019

CSP Financial Overview

Please note that the variance between the figures in the narratives and the corresponding table was due to the multi-year allocation from the Adaptation Fund, of which USD 6.3 million will be spread across four years. The table includes the full USD 6.3 million.

Strategic outcome 01

A.1: Beneficiaries receiving food transfers (General Distributions-All)- actuals are missing under this indicator because the assistance was provided using commodity vouchers through retailers, therefore the reached number is recorded under cash transfers because of voucher modality.

In Mafeteng there was no hybrid modality. There was commodity voucher only unlike in other districts where there was hybrid.

Food expenditure share was not measured in both drought-affected households and COVID-19 affected households because the monitoring surveys were conducted through telephone calls and food expenditure share cannot be tracked telephonically because FES is a long complicated module, which takes longer time to capture. Telephone interviews need to take not more than 15 minutes.

FES's follow-up in Qacha's Nek and Mafeteng was not collected because Mvam monitoring (Remote) was used to collect FES.

Strategic outcome 02

Activity 2

School feeding was only implemented in the 1st quarter due to closure of schools because of COVID 19 and subsequent lockdown. Thereafter it was deprioritized due to the Government taking over. The three months of implementation are not enough to provide annual results. Among indicators that were planned to be measured are enrolment, attendance rate and dropout rate.

The end of CSP target for indicator Number of food security and nutrition policies, programmes and system components enhanced as a result of WFP capacity strengthening is missing because the country office is in the process of developing the Country Capacity Strengthening Strategy that will assist in informing end CSP targets. Annual targets were established through discussions with activity managers and it was easier to estimate for the year rather than for 4 years.

Strategic outcome 03

The end of CSP target for indicator Number of food security and nutrition policies, programmes and system components enhanced as a result of WFP capacity strengthening is missing because the country office is in the process of developing the Country Capacity Strengthening Strategy that will assist in informing end CSP targets. Annual targets were established through discussions with activity managers and it was easier to estimate for the year rather than for 4 years.

Strategic outcome 04

The overachievement of indicators D.1.65, D.1.82 and D.1.98 are due to additional support of vegetable seeds and indigenous chickens received from 2 local NGOs and trees from Ministry of Forestry, Range and Soil Conservation.

Output G.10.1: Activities started in November and December, rather than January as originally planned.

Some outcome indicators were not measured because; i) most data was collected using mVAM approach, thus leaving out some complex indicators such as food expenditure share ii) the proportion of the population in targeted communities reporting benefits from an enhanced livelihoods asset base and proportion of the population in targeted communities reporting environmental benefits were not measured because the activities were deprioritized due to lack of funds.

Although initiatives to link horticultural farmers and egg producers with markets were made in the districts where cash-based transfer through crisis response was implemented, these initiatives were implemented at a low scale, making it difficult to measure outcome indicators such as Percentage of targeted smallholders selling through WFP-supported farmer aggregation systems and value and volume of smallholder sales through WFP-supported aggregation systems.

Progress towards gender equality

[1] Global Gender Gap Report- http://www3.weforum.org/docs/WEF_GGGR_2020.pdf

There are no follow-ups under activity 5 for Mokhotlong, Thaba-tseka and Qacha's Nek because there are no FFA activities being implemented in these districts.

Protection and accountability to affected populations

Protection and Accountability:

Proportion of assisted people informed about the programme (FFA & Crises Response): overall, at follow-up, 67% of the Households were well informed about the programme. By sex of the household head, 68% of households headed by women and 66% of households headed by men were well informed about the programme. Households who were well informed knew who was included in the programme, what people were to receive and length of the assistance.

Proportion of households where women, men or both women and men make decisions on the use of cash or food (FFA & Crisis Response): overall, at follow up, in 88% of the households, both men and women together made decisions on use of the assistance provided.

Proportion of targeted people receiving assistance without safety challenges (FFA and crisis response): overall, at follow-up 96% of the households received their assistance without any safety challenges. By sex of the households and by district, both sexes were above 90%. Safety challenges refers to any act of violence or injury e.t.c.

Proportion of targeted people who report that WFP programmes are dignified (FFA and crisis Response): overall, at follow-up, 93% of the households reported that WFP programmes are dignified. Slightly more households headed by women (95%) than households headed by men (91%) mentioned that WFP programmes were dignified. Dignity measured here include empowerment and respect.

Proportion of targeted people having unhindered access to WFP Programmes (FFA and crisis response): overall, at follow-up, 94% of the households reported that they had unhindered access to WFP programmes and assistance. Slightly more households headed by women (96%) than households headed by men (93%) mentioned that they had unhindered access to WFP programmes and assistance. Unhindered access refers to access to where WFP is implementing an activity or where access to assistance is manipulated or obstructed.


There are no follow-ups under activity 5 for Mokhotlong, Thaba-tseka and Qacha's Nek because there are no FFA activities being implemented in these districts.

Vodacom MPESA- it is a safe and easy-way - mobile money transfer platform where one can send and receive money through their cell phones.

Figures and Indicators

WFP contribution to SDGs

 SDG 2: End hunger, achieve food security and improved nutrition and promote sustainable agriculture											
WFP Strategic Goal 1: Support countries to achieve zero hunger						WFP Contribution (by WFP, or by governments or partners with WFP Support)					
SDG Indicator	National Results					SDG-related indicator	Direct				Indirect
	Unit	Female	Male	Overall	Year		Unit	Female	Male	Overall	
Prevalence of undernourishment	%			13.1	2017	Number of people reached (by WFP, or by governments or partners with WFP support) in the context of emergency and protracted crisis response	Number	125,366.8	115,723.2	241,090	
Prevalence of stunting among children under 5 years of age	%			33	2014	Number of people reached (by WFP, or by governments or partners with WFP support) with stunting prevention programmes	Number			36,000	
Average income of small-scale food producers, by sex and indigenous status	US\$			3,841.5	2018	Number of small-scale food producers reached (by WFP, or by governments or partners with WFP support) with interventions that contribute to improved incomes	Number	384	415	799	
Proportion of agricultural area under productive and sustainable agriculture	%			5	2012	Number of hectares of land rehabilitated (by WFP, or by governments or partners with WFP support)	Ha			1,136	

 SDG 17: Strengthen the means of implementation and revitalize the global partnership for sustainable development									
WFP Strategic Goal 2: Partner to support implementation of the SDGs					WFP Contribution (by WFP, or by governments or partners with WFP Support)				
SDG Indicator	National Results			SDG-related indicator	Direct		Indirect		
	Unit	Overall	Year		Unit	Overall			
Number of countries reporting progress in multi-stakeholder development effectiveness monitoring frameworks that support the achievement of the sustainable development goals	Number			Number of partners participating in multi-stakeholder partnerships (including common services and coordination platforms where WFP plays a leading or coordinating role)	Number	22			

Dollar value of financial and technical assistance (including through North-South, South-South and triangular cooperation) committed to developing countries	US\$			Dollar value (within WFP portfolio) of technical assistance and country capacity strengthening interventions (including facilitation of South-South and triangular cooperation)	US\$	3,200,000	
--	------	--	--	---	------	-----------	--

Beneficiaries by Sex and Age Group

Beneficiary Category	Gender	Planned	Actual	% Actual vs. Planned
Total Beneficiaries	male	241,435	169,252	70%
	female	275,065	201,746	73%
	total	516,500	370,998	72%
By Age Group				
0-23 months	male	22,565	10,718	47%
	female	23,285	10,718	46%
	total	45,850	21,436	47%
24-59 months	male	43,325	41,639	96%
	female	44,525	43,321	97%
	total	87,850	84,960	97%
5-11 years	male	62,420	40,756	65%
	female	65,205	42,899	66%
	total	127,625	83,655	66%
12-17 years	male	71,350	43,984	62%
	female	74,950	48,293	64%
	total	146,300	92,277	63%
18-59 years	male	27,850	21,437	77%
	female	53,175	45,797	86%
	total	81,025	67,234	83%
60+ years	male	13,925	10,718	77%
	female	13,925	10,718	77%
	total	27,850	21,436	77%

Beneficiaries by Residence Status

Residence Status	Planned	Actual	% Actual vs. Planned
Resident	516,500	370,998	72%
Refugee	0	0	-
Returnee	0	0	-
IDP	0	0	-

Beneficiaries by Programme Area



Programme Area	Planned	Actual	% Actual vs. Planned
Asset Creation and Livelihood	28,500	11,774	41%
Nutrition Prevention	33,000	38,496	116%
School Meal	205,000	118,134	57%
Unconditional Resources Transfer	250,000	202,594	81%

Annual Food Transfer

Commodities	Planned Distribution (mt)	Actual Distribution (mt)	% Actual vs. Planned
Everyone has access to food			
Strategic Outcome: Strategic Outcome 01			
Maize Meal	2,400	0	0%
Corn Soya Blend	882	812	92%
Vegetable Oil	240	0	0%
Beans	720	0	0%
Strategic Outcome: Strategic Outcome 02			
Maize Meal	3,915	1,957	50%
Canned Fish	0	129	-
Corn Soya Blend	648	281	43%
Iodised Salt	78	28	36%
Sugar	261	74	28%
Vegetable Oil	261	95	36%
Beans	313	147	47%
Peas	470	30	6%
Split Peas	0	127	-
Food systems are sustainable			
Strategic Outcome: Strategic Outcome 04			

Annual Cash Based Transfer and Commodity Voucher

Modality	Planned Distribution (CBT)	Actual Distribution (CBT)	% Actual vs. Planned
Everyone has access to food			
Cash	9,360,000	2,842,315	30%
Value Voucher	0	4,592,615	-
Food systems are sustainable			
Cash	1,333,800	793,657	60%

Strategic Outcome and Output Results

Strategic Outcome 01 : Shock-affected people in Lesotho are able to meet their basic food and nutrition needs during times of crisis					- Crisis Response		
Output Results							
Activity 01: Provide cash and/or food transfers to populations affected by shocks							
Output Category A: Resources transferred							
Output Category E*: Social and behaviour change communication (SBCC) delivered							
Output	Output Indicator	Beneficiary Group	Sub Activity	Unit of measure	Planned	Actual	
A:	A.1: Beneficiaries receiving cash-based transfers	All	General Distribution	Female Male Total	79,500 70,500 150,000	107,375 95,219 202,594	
A:	A.1: Beneficiaries receiving food transfers	All	General Distribution	Female Male Total	53,000 47,000 100,000		
A:	A.1: Beneficiaries receiving food transfers	Children	Prevention of acute malnutrition	Female Male Total	9,360 8,640 18,000	10,684 9,862 20,546	
A:	A.1: Beneficiaries receiving food transfers	Pregnant and lactating women	Prevention of acute malnutrition	Female Total	15,000 15,000	17,950 17,950	
A:	A.2: Food transfers			MT	4,242	812	
A:	A.3: Cash-based transfers			US\$	9,360,000	7,434,931	
	E*.4*: Number of people reached through interpersonal SBCC approaches						
E*: Targeted households benefit from improved knowledge of nutrition, health, hygiene and other care practices that contribute to improved food consumption and nutritional status	E*.4.1: Number of people reached through interpersonal SBCC approaches (male)		General Distribution	Number	32,700	20,997	
E*: Targeted households benefit from improved knowledge of nutrition, health, hygiene and other care practices that contribute to improved food consumption and nutritional status	E*.4.2: Number of people reached through interpersonal SBCC approaches (female)		General Distribution	Number	35,000	19,381	
	E*.5*: Number of people reached through SBCC approaches using media						
E*: Targeted households benefit from improved knowledge of nutrition, health, hygiene and other care practices that contribute to improved food consumption and nutritional status	E*.5.3: Number of people reached through SBCC approaches using traditional media (i.e. songs, theatre)		General Distribution	individual	13,000	13,000	

Outcome Results

Activity 01: Provide cash and/or food transfers to populations affected by shocks

Indicator	Subactivity	Sex	Baseline	End-CSP Target	2020 Target	2020 Follow-up	2019 Follow-up	2018 Follow-up	Source
-----------	-------------	-----	----------	----------------	-------------	----------------	----------------	----------------	--------

Crisis affected households; Mafeteng; Commodity Voucher								
Consumption-based Coping Strategy Index (Average)	General Distribution	Female	3	<0.3	<1.5	14.6		WFP programme monitoring
		Male	4	<1.4	<2	11		
		Overall	3	<0.3	<1.5	12.8		
Food Consumption Score – Nutrition: Percentage of households that consumed Hem Iron rich food daily (in the last 7 days)	General Distribution	Female	3.8	≥7	>6	41.9		WFP programme monitoring
		Male	1.9	≥4	>3	21.6		
		Overall	3	≥6	>4.5	30.9		
Food Consumption Score – Nutrition: Percentage of households that consumed Vit A rich food daily (in the last 7 days)	General Distribution	Female	48.4	≥90	>72	100		WFP programme monitoring
		Male	47.3	≥89	>71	0		
		Overall	47.8	≥90	>72	50		
Food Consumption Score – Nutrition: Percentage of households that consumed Protein rich food daily (in the last 7 days)	General Distribution	Female	12.9	≥25	>20	90.3		WFP programme monitoring
		Male	16.2	≥30	>26	86.5		
		Overall	14.8	≥29	>24	88.2		
Food Consumption Score – Nutrition: Percentage of households that never consumed Hem Iron rich food (in the last 7 days)	General Distribution	Female	73.5	≤7	<37	0		WFP programme monitoring
		Male	71.6	≤7	<35	0		
		Overall	72	≤7	<36	0		
Food Consumption Score – Nutrition: Percentage of households that never consumed Protein rich food (in the last 7 days)	General Distribution	Female	36.4	≤4	<18	0		WFP programme monitoring
		Male	33.1	≤3	<20	0		
		Overall	37.7	≤4	<19	0		
Food Consumption Score – Nutrition: Percentage of households that never consumed Vit A rich food (in the last 7 days)	General Distribution	Female	25.4	≤2	<12.5	0		WFP programme monitoring
		Male	22.5	≤2	<12	0		
		Overall	24.1	≤2	<12	0		
Food Consumption Score – Nutrition: Percentage of households that sometimes consumed Hem Iron rich food (in the last 7 days)	General Distribution	Female	22.7	≥43	<12	58.1		WFP programme monitoring
		Male	27.9	≥54	<14	78.4		
		Overall	25	≥48	<12.5	69.1		
Food Consumption Score – Nutrition: Percentage of households that sometimes consumed Protein rich food (in the last 7 days)	General Distribution	Female	50.8	≥90	<25	9.7		WFP programme monitoring
		Male	50.7	≥90	<22	13.5		
		Overall	47.5	≥90	<24	11.8		
Food Consumption Score – Nutrition: Percentage of households that sometimes consumed Vit A rich food (in the last 7 days)	General Distribution	Female	26.2	≥50	<13	0		WFP programme monitoring
		Male	53.6	≥68	<15	100		
		Overall	28.1	≥53	<14	50		
Food Consumption Score: Percentage of households with Acceptable Food Consumption Score	General Distribution	Female	27	≥51	>44	69.7		WFP programme monitoring
		Male	11	≥21	>17	67.9		
		Overall	21	≥40	>31	69		
Food Consumption Score: Percentage of households with Borderline Food Consumption Score	General Distribution	Female	65	≤6.5	<33	27.6		WFP programme monitoring
		Male	77	≤8	<39	28.4		
		Overall	69	≤7	<35	28		
Food Consumption Score: Percentage of households with Poor Food Consumption Score	General Distribution	Female	8	≤1	<4	2.6		WFP programme monitoring
		Male	11	≤1	<5.5	3.7		
		Overall	9	≤1	<4.5	3.2		
Food Expenditure Share	General Distribution	Female	31.6	<3	<16			Secondary data
		Male	17.2	<2	<8.7			
		Overall	26.3	<3	<13.2			

Livelihood-based Coping Strategy Index (Percentage of households using coping strategies): <i>Percentage of households not using livelihood based coping strategies</i>	General Distribution	Female	78.8	>90	>90	64.9	WFP programme monitoring
		Male	78.8	>90	>90	57.3	
		Overall	78.8	>90	>90	61	
Livelihood-based Coping Strategy Index (Percentage of households using coping strategies): <i>Percentage of households using crisis coping strategies</i>	General Distribution	Female	3	<0	<1.5	7.8	WFP programme monitoring
		Male	0	<0	<0	7.3	
		Overall	1.7	<0	<1	7.5	
Livelihood-based Coping Strategy Index (Percentage of households using coping strategies): <i>Percentage of households using emergency coping strategies</i>	General Distribution	Female	3	<0	<1.5	0	WFP programme monitoring
		Male	1.9	<0	<1	0	
		Overall	2.5	<0	<1.5	0	
Livelihood-based Coping Strategy Index (Percentage of households using coping strategies): <i>Percentage of households using stress coping strategies</i>	General Distribution	Female	15.2	<1	<8	27.3	WFP programme monitoring
		Male	19.2	<2	<9	35.4	
		Overall	16.9	<2	<8	31.4	
Crisis affected households; Mohale'S Hoek; Cash, Commodity Voucher							
Consumption-based Coping Strategy Index (Average)	General Distribution	Female	12	≤10.8	≤6	10.8	WFP programme monitoring
		Male	11	≤9.9	≤5.5	9.6	
		Overall	11	≤9.9	≤5.5	10.2	
Food Consumption Score – Nutrition: <i>Percentage of households that consumed Hem Iron rich food daily (in the last 7 days)</i>	General Distribution	Female	0.9	≥2	>1	0	WFP programme monitoring
		Male	1.4	≥3	>13.5	0	
		Overall	1.1	≥2	>7.25	0	
Food Consumption Score – Nutrition: <i>Percentage of households that consumed Vit A rich food daily (in the last 7 days)</i>	General Distribution	Female	44.9	≥85.4	>62	33.3	WFP programme monitoring
		Male	47.3	≥89	>71	50	
		Overall	46.2	≥87	>69	42	
Food Consumption Score – Nutrition: <i>Percentage of households that consumed Protein rich food daily (in the last 7 days)</i>	General Distribution	Female	8.8	≥17	>13.5	19	WFP programme monitoring
		Male	16.2	≥30	>24	20	
		Overall	13	≥25	>18.75	19	
Food Consumption Score – Nutrition: <i>Percentage of households that never consumed Hem Iron rich food (in the last 7 days)</i>	General Distribution	Female	76.1	≤8	<38	23.8	WFP programme monitoring
		Male	71.6	≤4	<19	36	
		Overall	73.6	≤7	<28.5	30	
Food Consumption Score – Nutrition: <i>Percentage of households that never consumed Protein rich food (in the last 7 days)</i>	General Distribution	Female	38.1	≤4	<19	0	WFP programme monitoring
		Male	33.1	≤3	<17	0	
		Overall	35.2	≤3	<18	0	
Food Consumption Score – Nutrition: <i>Percentage of households that never consumed Vit A rich food (in the last 7 days)</i>	General Distribution	Female	15.9	≤2	<8	0	WFP programme monitoring
		Male	17.11	≤2	<9	0	
		Overall	16.6	≤2	<9	0	
Food Consumption Score – Nutrition: <i>Percentage of households that sometimes consumed Hem Iron rich food (in the last 7 days)</i>	General Distribution	Female	23	≥44	<12	76	WFP programme monitoring
		Male	27	≥51	<27	64	
		Overall	25	≥48	<19.5	70	
Food Consumption Score – Nutrition: <i>Percentage of households that sometimes consumed Protein rich food (in the last 7 days)</i>	General Distribution	Female	53.1	≥90	<27	81	WFP programme monitoring
		Male	50.7	≥90	<25	80	
		Overall	51.7	≥90	<26	80	

Food Consumption Score – Nutrition: <i>Percentage of households that sometimes consumed Vit A rich food (in the last 7 days)</i>	General Distribution	Female Male Overall	39.3 35.6 37.2	≥74 ≥68 ≥70	<20 <18 <19	66.7 50 57		WFP programme monitoring
Food Consumption Score: <i>Percentage of households with Acceptable Food Consumption Score</i>	General Distribution	Female Male Overall	29 41 35	≥55 ≥78 ≥67	>43.5 >61.5 >52.5	75.5 70.7 73.3		WFP programme monitoring
Food Consumption Score: <i>Percentage of households with Borderline Food Consumption Score</i>	General Distribution	Female Male Overall	53 36 44	≤5.3 ≤3.6 ≤4.4	<26.5 <18 <22	22.4 29.3 25.6		WFP programme monitoring
Food Consumption Score: <i>Percentage of households with Poor Food Consumption Score</i>	General Distribution	Female Male Overall	18 23 21	≤1.8 ≤2.3 ≤2.1	<9 <11.5 <10.5	2 0 1.1		WFP programme monitoring
Food Expenditure Share	General Distribution	Female Male Overall	47.3 22.7 34.2	<4.7 <2.3 <3.4	<23.7 <11.4 <17			Secondary data
Livelihood-based Coping Strategy Index (Percentage of households using coping strategies): <i>Percentage of households not using livelihood based coping strategies</i>	General Distribution	Female Male Overall	75.2 63.5 68.6	>90 >90 >90	>90 >96 >90	54.9 58.5 56.5		WFP programme monitoring
Livelihood-based Coping Strategy Index (Percentage of households using coping strategies): <i>Percentage of households using crisis coping strategies</i>	General Distribution	Female Male Overall	0 5.4 3.1	<0 <0 <0	<0 <2.5 <1	3.9 2.4 3.3		WFP programme monitoring
Livelihood-based Coping Strategy Index (Percentage of households using coping strategies): <i>Percentage of households using emergency coping strategies</i>	General Distribution	Female Male Overall	2.7 4.7 3.8	<0 <0 <0	<2.5 <2.5 <2.5	0 0 0		WFP programme monitoring
Livelihood-based Coping Strategy Index (Percentage of households using coping strategies): <i>Percentage of households using stress coping strategies</i>	General Distribution	Female Male Overall	22.1 26.4 24.5	<2 <3 <3	<11 <13 <12	41.2 39 40.2		WFP programme monitoring
Crisis affected households; Qacha'S Nek; Commodity Voucher								
Consumption-based Coping Strategy Index (Average)	General Distribution	Female Male Overall	8 10 9	<1 <1 <1	<6.5 <5 <4.5	12.2 7.4 9.8		WFP programme monitoring
Food Consumption Score – Nutrition: <i>Percentage of households that consumed Hem Iron rich food daily (in the last 7 days)</i>	General Distribution	Female Male Overall	0 9.3 4.2	≥0 ≥17.7 ≥8	>1 >14 >6.3	19.2 25.5 22		WFP programme monitoring
Food Consumption Score – Nutrition: <i>Percentage of households that consumed Vit A rich food daily (in the last 7 days)</i>	General Distribution	Female Male Overall	72.6 54.7 64.7	≥90 ≥90 ≥90	>90 >82 >90	100 50 50		WFP programme monitoring
Food Consumption Score – Nutrition: <i>Percentage of households that consumed Protein rich food daily (in the last 7 days)</i>	General Distribution	Female Male Overall	31.8 31.5 31.7	≥60.4 ≥60 ≥60	>47.7 >47.3 >47.6	100 84.4 80		WFP programme monitoring
Food Consumption Score – Nutrition: <i>Percentage of households that never consumed Hem Iron rich food (in the last 7 days)</i>	General Distribution	Female Male Overall	59.1 57.4 58.3	≤6 ≤5.7 ≤5.8	<29.6 <29 <29.2	0 0 0		WFP programme monitoring

Food Consumption Score – Nutrition: <i>Percentage of households that never consumed Protein rich food (in the last 7 days)</i>	General Distribution	Female	18.2	≤1.8	<9.1	0	WFP programme monitoring
		Male	13	≤1.3	<6.5	0	
		Overall	15.8	≤1.6	<7.9	0	
Food Consumption Score – Nutrition: <i>Percentage of households that never consumed Vit A rich food (in the last 7 days)</i>	General Distribution	Female	4.8	<0.5	<2.4	0	WFP programme monitoring
		Male	11.3	<1	<5.7	0	
		Overall	7.8	<1	<3.9	0	
Food Consumption Score – Nutrition: <i>Percentage of households that sometimes consumed Hem Iron rich food (in the last 7 days)</i>	General Distribution	Female	40.9	≥77.71	<20.5	80.8	WFP programme monitoring
		Male	33.3	≥89	<16.7	75	
		Overall	37.5	≥71	<18.8	72	
Food Consumption Score – Nutrition: <i>Percentage of households that sometimes consumed Protein rich food (in the last 7 days)</i>	General Distribution	Female	50	≥90	<25	7.7	WFP programme monitoring
		Male	55.6	≥89	<83	15.6	
		Overall	52.5	≥90	<54	12	
Food Consumption Score – Nutrition: <i>Percentage of households that sometimes consumed Vit A rich food (in the last 7 days)</i>	General Distribution	Female	22.6	≥43	<11.3	0	WFP programme monitoring
		Male	34	≥64.6	<17	50	
		Overall	27.8	≥53	<14	25	
Food Consumption Score: <i>Percentage of households with Acceptable Food Consumption Score</i>	General Distribution	Female	100	>90	>90	49.4	WFP programme monitoring
		Male	0	>0	>0	41	
		Overall	50	>90	>75	45	
Food Consumption Score: <i>Percentage of households with Borderline Food Consumption Score</i>	General Distribution	Female	0	>0	<0	41.8	WFP programme monitoring
		Male	50	>5	<25	55	
		Overall	25	>2.5	<12.5	48.4	
Food Consumption Score: <i>Percentage of households with Poor Food Consumption Score</i>	General Distribution	Female	0	<0	<0	8.9	WFP programme monitoring
		Male	50	<5	<25	3.8	
		Overall	25	<2.5	<12.5	6	
Food Expenditure Share	General Distribution	Female	50	<5	<16.7		Secondary data
		Male	0	<0	<8.4		
		Overall	25	<2.5	<13		
Livelihood-based Coping Strategy Index (Percentage of households using coping strategies): <i>Percentage of households not using livelihood based coping strategies</i>	General Distribution	Female	53	≥90	>90	56.1	WFP programme monitoring
		Male	48.1	≥90	>90	55.6	
		Overall	50.8	≥90	>90	55.8	
Livelihood-based Coping Strategy Index (Percentage of households using coping strategies): <i>Percentage of households using crisis coping strategies</i>	General Distribution	Female	3	≤0.3	<1.5	8.8	WFP programme monitoring
		Male	13	≤1.3	<6.5	3.2	
		Overall	7.5	≤0.8	<3.8	5.8	
Livelihood-based Coping Strategy Index (Percentage of households using coping strategies): <i>Percentage of households using emergency coping strategies</i>	General Distribution	Female	1.5	≤0.15	<0.75	0	WFP programme monitoring
		Male	0	≤0	<0	1.6	
		Overall	0.8	≤0.08	<0.4	0.8	
Livelihood-based Coping Strategy Index (Percentage of households using coping strategies): <i>Percentage of households using stress coping strategies</i>	General Distribution	Female	42.4	≤4	<21	35.1	WFP programme monitoring
		Male	38.9	≤4	<19.5	39.7	
		Overall	50.8	≤4	<20.4	37.5	
Crisis affected households; Quthing; Cash, Commodity Voucher							
Consumption-based Coping Strategy Index (Average)	General Distribution	Female	6	<5.4	<3	11.7	WFP programme monitoring
		Male	6	<5.4	<3	12.7	
		Overall	6	<5.4	<3	12.2	

Food Consumption Score – Nutrition: <i>Percentage of households that consumed Hem Iron rich food daily (in the last 7 days)</i>	General Distribution	Female	1.1	≥2	>1	28.6			WFP programme monitoring
		Male	2.2	≥4	>3	26.7			
		Overall	1.7	≥3	>2	27.8			
Food Consumption Score – Nutrition: <i>Percentage of households that consumed Vit A rich food daily (in the last 7 days)</i>	General Distribution	Female	51.2	≥90	>76	100			WFP programme monitoring
		Male	57	≥90	>86	100			
		Overall	54.1	≥90	>81	100			
Food Consumption Score – Nutrition: <i>Percentage of households that consumed Protein rich food daily (in the last 7 days)</i>	General Distribution	Female	12	≥23	>18	95.2			WFP programme monitoring
		Male	24.7	≥48	>42	93.3			
		Overall	18.2	≥34	>27	94.4			
Food Consumption Score – Nutrition: <i>Percentage of households that never consumed Hem Iron rich food (in the last 7 days)</i>	General Distribution	Female	67.4	≤7	<34	0			WFP programme monitoring
		Male	64	≤6	<32	0			
		Overall	65.7	≤7	<33	0			
Food Consumption Score – Nutrition: <i>Percentage of households that never consumed Protein rich food (in the last 7 days)</i>	General Distribution	Female	29.3	≤3	<15	0			WFP programme monitoring
		Male	25.8	≤3	<13	0			
		Overall	27.6	≤3	<14	0			
Food Consumption Score – Nutrition: <i>Percentage of households that never consumed Vit A rich food (in the last 7 days)</i>	General Distribution	Female	19.8	≤2	<10	0			WFP programme monitoring
		Male	15.1	≤1	<7.5	0			
		Overall	17.4	≤2	<8.5	0			
Food Consumption Score – Nutrition: <i>Percentage of households that sometimes consumed Hem Iron rich food (in the last 7 days)</i>	General Distribution	Female	31.5	≥59	<16	71			WFP programme monitoring
		Male	33.7	≥62.7	<17	73.3			
		Overall	32.6	≥62	<16.5	72.2			
Food Consumption Score – Nutrition: <i>Percentage of households that sometimes consumed Protein rich food (in the last 7 days)</i>	General Distribution	Female	58.7	≥90	<29	4.8			WFP programme monitoring
		Male	49.4	≥90	<25	6.7			
		Overall	54.1	≥90	<27	5.6			
Food Consumption Score – Nutrition: <i>Percentage of households that sometimes consumed Vit A rich food (in the last 7 days)</i>	General Distribution	Female	19.8	≥55	<15	0			WFP programme monitoring
		Male	15.1	≥52.2	<14	0			
		Overall	17.4	≥53	<15	0			
Food Consumption Score: <i>Percentage of households with Acceptable Food Consumption Score</i>	General Distribution	Female	42.3	>90	>63	91			WFP programme monitoring
		Male	54.2	>90	>81.3	91			
		Overall	48	>90	>73	91			
Food Consumption Score: <i>Percentage of households with Borderline Food Consumption Score</i>	General Distribution	Female	53.8	<6.3	<26.9	9			WFP programme monitoring
		Male	41.7	<4.2	<21	9			
		Overall	48	<5	<24	9			
Food Consumption Score: <i>Percentage of households with Poor Food Consumption Score</i>	General Distribution	Female	3.8	<1	<1.9	0			WFP programme monitoring
		Male	4.2	<1	<2.1	0			
		Overall	4	<1	<2	0			
Food Expenditure Share	General Distribution	Female	3.8	<1	<2				Secondary data
		Male	8.4	<1	<4.2				
		Overall	6	<1	<3				
Livelihood-based Coping Strategy Index (Percentage of households using coping strategies): <i>Percentage of households not using livelihood based coping strategies</i>	General Distribution	Female	47.8	>91	>90	49			WFP programme monitoring
		Male	46.1	>87	>69	50			
		Overall	47	>89	>71	49.4			

Livelihood-based Coping Strategy Index (Percentage of households using coping strategies): <i>Percentage of households using crisis coping strategies</i>	General Distribution	Female	4.3	<0	<2	5.9		WFP programme monitoring
		Male	5.6	<0	<3	17.6		
		Overall	5	<0	<2.5	11		
Livelihood-based Coping Strategy Index (Percentage of households using coping strategies): <i>Percentage of households using emergency coping strategies</i>	General Distribution	Female	1.1	<0	<0	0		WFP programme monitoring
		Male	1.1	<0	<0	0		
		Overall	1.1	<0	<0	0		
Livelihood-based Coping Strategy Index (Percentage of households using coping strategies): <i>Percentage of households using stress coping strategies</i>	General Distribution	Female	46.7	<5	<2	43.1		WFP programme monitoring
		Male	47.2	<5	<24	32.4		
		Overall	47	<5	<13	38.8		
Urban crisis affected households; Mafeteng; Cash								
Consumption-based Coping Strategy Index (Average)	General Distribution	Female	15	≤1	≤7.5	7.5		WFP programme monitoring
		Male	14	≤1	≤7	4		
		Overall	14.5	≤1	≤7.5	6.2		
Food Consumption Score: <i>Percentage of households with Acceptable Food Consumption Score</i>	General Distribution	Female	46.3	≥87	≥69	64		WFP programme monitoring
		Male	50.6	≥90	≥75	71		
		Overall	48	≥89	≥73	67.2		
Food Consumption Score: <i>Percentage of households with Borderline Food Consumption Score</i>	General Distribution	Female	48.8	≤5	≤75	25.6		WFP programme monitoring
		Male	49.4	≤5	≤75	25		
		Overall	49	≤5	≤75	25.4		
Food Consumption Score: <i>Percentage of households with Poor Food Consumption Score</i>	General Distribution	Female	5	≤1	≤2.5	10.3		WFP programme monitoring
		Male	0	≤0	≤0	3.6		
		Overall	2.5	≤1	≤2.5	7.5		
Urban crisis affected households; Maseru; Cash								
Consumption-based Coping Strategy Index (Average)	General Distribution	Female	7	≤1	≤3.5	6.3		WFP programme monitoring
		Male	7	≤1	≤3.5	4.6		
		Overall	7	≤1	≤3.5	5.5		
Food Consumption Score: <i>Percentage of households with Acceptable Food Consumption Score</i>	General Distribution	Female	57.4	≥90	≥90	51.6		WFP programme monitoring
		Male	62.7	≥90	≥90	55.9		
		Overall	65.1	≥90	≥90	53.8		
Food Consumption Score: <i>Percentage of households with Borderline Food Consumption Score</i>	General Distribution	Female	29.3	≤5	≤29.3	41.9		WFP programme monitoring
		Male	31.3	≤3	≤31.3	38.2		
		Overall	30.3	≤4	≤30.3	40		
Food Consumption Score: <i>Percentage of households with Poor Food Consumption Score</i>	General Distribution	Female	3.3	≤0	≤1.5	6.5		WFP programme monitoring
		Male	6	≤0	≤3	5.9		
		Overall	4.6	≤0	≤2	6.2		
Urban crisis affected households; Mohale'S Hoek; Cash								
Consumption-based Coping Strategy Index (Average)	General Distribution	Female	13.5	≤1	≤7	4.8		WFP programme monitoring
		Male	11.5	≤1	≤6	4		
		Overall	12.5	≤1	≤6	4.4		
Food Consumption Score: <i>Percentage of households with Acceptable Food Consumption Score</i>	General Distribution	Female	46.7	≥88.73	≥69	83.3		WFP programme monitoring
		Male	38.6	≥73	≥57	81.1		
		Overall	42.7	≥81.13	≥63	82		
Food Consumption Score: <i>Percentage of households with Borderline Food Consumption Score</i>	General Distribution	Female	44.4	≤4.44	≤22	13.3		WFP programme monitoring
		Male	55.7	≤5.7	≤27	18.9		
		Overall	50	≤5	≤25	16.4		
Food Consumption Score: <i>Percentage of households with Poor Food Consumption Score</i>	General Distribution	Female	8.9	<0	≤4.5	3.3		WFP programme monitoring
		Male	5.7	<0	≤3	0		
		Overall	7.3	<0	≤3	1.5		
Urban crisis affected households; Qacha'S Nek; Cash								

Consumption-based Coping Strategy Index (Average)	General Distribution	Female	15	≤1	≤7.5	4.1		WFP programme monitoring
		Male	14	≤1	≤7	2.9		
		Overall	14.5	≤1	≤7.5	3.7		
Urban crisis affected households; Quthing; Cash								
Consumption-based Coping Strategy Index (Average)	General Distribution	Female	13	≤1	≤6.5	7.8		WFP programme monitoring
		Male	14.5	≤1	≤7.5	6		
		Overall	13.75	≤1	≤7	7.2		
Food Consumption Score: <i>Percentage of households with Acceptable Food Consumption Score</i>	General Distribution	Female	51.7	≥90	≥76	79.4		WFP programme monitoring
		Male	45	≥90	≥68	61.9		
		Overall	49	≥90	≥72	72.7		
Food Consumption Score: <i>Percentage of households with Borderline Food Consumption Score</i>	General Distribution	Female	44	≤5	≤22	20.6		WFP programme monitoring
		Male	45.2	≤5	≤23	38.1		
		Overall	44.5	≤5	≤21	27.3		
Food Consumption Score: <i>Percentage of households with Poor Food Consumption Score</i>	General Distribution	Female	4.3	≤0	≤2	0		WFP programme monitoring
		Male	9.5	≤1	≤5	0		
		Overall	6.5	≤1	≤3	0		

Strategic Outcome 02 : Vulnerable populations in Lesotho benefit from strengthened social protection systems that ensure access to adequate, safe and nutritious food all year round - Root Causes

Output Results

Activity 02: Support the Government in evidence-based planning, design, management and implementation of social protection programmes, including by handing over the home-grown school meals programme

Output Category A: Resources transferred

Output Category B: Nutritious foods provided

Output Category C: Capacity development and technical support provided

Output Category N*: School feeding provided

Output	Output Indicator	Beneficiary Group	Sub Activity	Unit of measure	Planned	Actual
A:	A.1: Beneficiaries receiving food transfers	Children (pre-primary)	School feeding (on-site)	Female Male Total	30,600 29,400 60,000	21,918 21,059 42,977
A:	A.1: Beneficiaries receiving food transfers	Students (primary schools)	School feeding (on-site)	Female Male Total	72,500 72,500 145,000	37,578 37,579 75,157
A:	A.2: Food transfers			MT	5,946	2,870
	A.6*: Number of institutional sites assisted					
A: Pre- and primary school boys and girls receive an adequate and nutritious meal every school day to increase attendance	A.6.19: Number of pre-schools assisted by WFP		School feeding (on-site)	school	2,500	2,520
A: Pre- and primary school boys and girls receive an adequate and nutritious meal every school day to increase attendance	A.6.20: Number of primary schools assisted by WFP		School feeding (on-site)	school	560	560
A: Pre- and primary school boys and girls receive an adequate and nutritious meal every school day to increase attendance	A.6.33: Number of WFP-assisted schools that promote health, nutrition and hygiene education		School feeding (on-site)	school	300	0
A: Pre- and primary school boys and girls receive an adequate and nutritious meal every school day to increase attendance	A.6.39: Number of school gardens established		School feeding (on-site)	garden	50	0
A: Pre- and primary school boys and girls receive an adequate and nutritious meal every school day to increase attendance	A.6.MGD2.3: Number of individuals (male) trained in child health and nutrition		School feeding (on-site)	individual	50	40
A: Pre- and primary school boys and girls receive an adequate and nutritious meal every school day to increase attendance	A.6.MGD2.3.1: Number of individuals (female) trained in child health and nutrition		School feeding (on-site)	individual	350	60
	B.2*: Quantity of specialized nutritious foods provided					
B: Pre- and primary school boys and girls receive an adequate and nutritious meal every school day to increase attendance	B.2.1: Quantity of specialized nutritious foods provided		School feeding (on-site)	Mt	648	356
	B.3*: Percentage of staple commodities distributed that is fortified					
B: Pre- and primary school boys and girls receive an adequate and nutritious meal every school day to increase attendance	B.3*.1: Percentage of staple commodities distributed that is fortified		School feeding (on-site)	%	100	100

	C.4*: Number of people engaged in capacity strengthening initiatives facilitated by WFP to enhance national food security and nutrition stakeholder capacities (new)					
C: Pre- and primary school boys and girls and local communities benefit from strengthened Government capacity to manage, fully own and implement the home-grown school meals programme and thus to improve dietary intake and nutrition status.	C.4*.1: Number of government/national partner staff receiving technical assistance and training		School feeding (on-site)	individual	24	2
	C.5*: Number of capacity strengthening initiatives facilitated by WFP to enhance national food security and nutrition stakeholder capacities (new)					
C: Pre- and primary school boys and girls and local communities benefit from strengthened Government capacity to manage, fully own and implement the home-grown school meals programme and thus to improve dietary intake and nutrition status.	C.5*.1: Number of technical assistance activities provided		School feeding (on-site)	unit	6	1
	C.7*: Number of national institutions benefitting from embedded or seconded expertise as a result of WFP capacity strengthening support (new)					
C: Pre- and primary school boys and girls and local communities benefit from strengthened Government capacity to manage, fully own and implement the home-grown school meals programme and thus to improve dietary intake and nutrition status.	C.7*.1: Number of national institutions benefitting from embedded or seconded expertise as a result of WFP capacity strengthening support (new)		School feeding (on-site)	Number	1	0
	N*.1*: Feeding days as percentage of total school days					
N*: Pre- and primary school boys and girls receive an adequate and nutritious meal every school day to increase attendance	N*.1.1: Feeding days as percentage of total school days		School feeding (on-site)	%	100	78
	N*.2*: Average number of school days per month on which multi-fortified or at least 4 food groups were provided (nutrition-sensitive indicator)					
N*: Pre- and primary school boys and girls receive an adequate and nutritious meal every school day to increase attendance	N*.2.1: Average number of school days per month on which multi-fortified or at least 4 food groups were provided (nutrition-sensitive indicator)		School feeding (on-site)	Days	21	15
	N*.6*: Number of children covered by Home-Grown School Feeding (HGSF)					

N*: Pre- and primary school boys and girls receive an adequate and nutritious meal every school day to increase attendance	N*.6.1: Number of children covered by Home-Grown School Feeding (HGSF)		School feeding (on-site)	Number	94,060	94,060
Activity 03: Strengthen technical capacity of the Government in early warning, food and nutrition security monitoring and vulnerability assessment and analysis through forecast- based financing approaches						
Output Category C: Capacity development and technical support provided						
Output Category G: Linkages to financial resources and insurance services facilitated						
Output	Output Indicator	Beneficiary Group	Sub Activity	Unit of measure	Planned	Actual
	C.4*: Number of people engaged in capacity strengthening initiatives facilitated by WFP to enhance national food security and nutrition stakeholder capacities (new)					
C: Vulnerable populations benefit from strengthened capacity of the Government and partners in early warning and food and nutrition security monitoring and analysis which helps beneficiaries meet their food and nutrition needs	C.4*.1: Number of government/national partner staff receiving technical assistance and training		Analysis, assessment and monitoring activities	individual	410	1,049
	C.5*: Number of capacity strengthening initiatives facilitated by WFP to enhance national food security and nutrition stakeholder capacities (new)					
C: Vulnerable populations benefit from strengthened capacity of the Government and partners in early warning and food and nutrition security monitoring and analysis which helps beneficiaries meet their food and nutrition needs	C.5*.2: Number of training sessions/workshop organized		Analysis, assessment and monitoring activities	training session	3	8
	G.10: Number of people benefiting from assets and climate adaptation practices facilitated by WFP's Risk Management activities					
G: Vulnerable populations benefit from strengthened capacity of the Government and partners in early warning and food and nutrition security monitoring and analysis which helps beneficiaries meet their food and nutrition needs	G.10.1: Number of people benefiting from assets and climate adaptation practices facilitated by WFP's Risk Management activities		Climate adaptation and risk management activities	individual	5,000	340
	G.7*: Number of tools developed to strengthen national systems for forecast-based early action (new)					
G: Vulnerable populations benefit from strengthened capacity of the Government and partners in early warning and food and nutrition security monitoring and analysis which helps beneficiaries meet their food and nutrition needs	G.7*.3: Number of assessments conducted		Analysis, assessment and monitoring activities	assessment	3	9

	G.8*: Number of people provided with direct access to information on climate and weather risks					
G: Vulnerable populations benefit from strengthened capacity of the Government and partners in early warning and food and nutrition security monitoring and analysis which helps beneficiaries meet their food and nutrition needs	G.8*.4: Number of people provided with direct access to information on climate and weather risks through face-to-face communication channels		Climate adaptation and risk management activities	Number	400	330
G: Vulnerable populations benefit from strengthened capacity of the Government and partners in early warning and food and nutrition security monitoring and analysis which helps beneficiaries meet their food and nutrition needs	G.8*.5: Number of people provided with direct access to information on climate and weather risks through Radio Programmes		Climate adaptation and risk management activities	Number	400,000	830,000

Outcome Results

Activity 02: Support the Government in evidence-based planning, design, management and implementation of social protection programmes, including by handing over the home-grown school meals programme

Indicator	Subactivity	Sex	Baseline	End-CSP Target	2020 Target	2020 Follow-up	2019 Follow-up	2018 Follow-up	Source
Government institutions and school children; Lesotho; Capacity Strengthening									
Number of national food security and nutrition policies, programmes and system components enhanced as a result of WFP capacity strengthening (new)	Institutional capacity strengthening activities	Overall	0		=5	3			WFP programme monitoring
School children; Lesotho; Capacity Strengthening, Food									
Attendance rate (new)	School feeding (on-site)	Female	94	>90	>80		89		WFP programme monitoring
		Male	93	>90	>80		87		
		Overall	94	>90	>80		88		
Enrolment rate	School feeding (on-site)	Female	0.36	>4.6	>5.32		-0.04		WFP programme monitoring
		Male	0.37	>5.32	>4.6		-0.04		
		Overall	0	>0.25	>0.25		-0.04		

Strategic Outcome 03 : Vulnerable populations in Lesotho have improved nutritional status at each stage of the lifecycle, in line with national targets by 2024	- Root Causes
--	----------------------

Output Results

Activity 04: Provide capacity strengthening to the Government and other actors with regard to multi-sectoral coordination, planning, evidence-building and implementation of equitable nutrition policies and programmes

Output Category C: Capacity development and technical support provided

Output	Output Indicator	Beneficiary Group	Sub Activity	Unit of measure	Planned	Actual
	C.4*: Number of people engaged in capacity strengthening initiatives facilitated by WFP to enhance national food security and nutrition stakeholder capacities (new)					
C: Nutritionally vulnerable populations in Lesotho including PLW/G, children under 5, adolescents, youth and people living with HIV and tuberculosis, benefit from the enhanced capacity of Government to coordinate multi-sectoral platforms for improved nutrition outcomes	C.4*.1: Number of government/national partner staff receiving technical assistance and training		Institutional capacity strengthening activities	individual	50	50
	C.5*: Number of capacity strengthening initiatives facilitated by WFP to enhance national food security and nutrition stakeholder capacities (new)					
C: Nutritionally vulnerable populations in Lesotho including PLW/G, children under 5, adolescents, youth and people living with HIV and tuberculosis, benefit from the enhanced capacity of Government to coordinate multi-sectoral platforms for improved nutrition outcomes	C.5*.2: Number of training sessions/workshop organized		Institutional capacity strengthening activities	training session	6	5
	C.5*: Number of capacity strengthening initiatives facilitated by WFP to enhance national food security and nutrition stakeholder capacities (new)					
C: Targeted populations benefit from enhanced capacity of the Government and other actors to provide comprehensive gender transformative social behaviour change communication (SBCC) for ending all forms of malnutrition	C.5*.1: Number of technical assistance activities provided		Institutional capacity strengthening activities	unit	5	4
	C.6*: Number of tools or products developed or revised to enhance national food security and nutrition systems as a result of WFP capacity strengthening support (new)					

C: Targeted populations benefit from enhanced capacity of the Government and other actors to provide comprehensive gender transformative social behaviour change communication (SBCC) for ending all forms of malnutrition	C.6*.1: Number of tools or products developed		Institutional capacity strengthening activities	unit		3		2
--	---	--	---	------	--	---	--	---

Outcome Results

Activity 04: Provide capacity strengthening to the Government and other actors with regard to multi-sectoral coordination, planning, evidence-building and implementation of equitable nutrition policies and programmes

Indicator	Subactivity	Sex	Baseline	End-CSP Target	2020 Target	2020 Follow-up	2019 Follow-up	2018 Follow-up	Source
Nutritionally vulnerable groups; Lesotho; Capacity Strengthening									
Number of national food security and nutrition policies, programmes and system components enhanced as a result of WFP capacity strengthening (new)	Institutional capacity strengthening activities	Overall	0		=3	2			WFP programme monitoring

Output Results

Activity 05: Support the design and implementation of assets that are nutritionally relevant to improve and diversify the livelihoods of vulnerable communities and households affected by climate change and land degradation

Output Category A: Resources transferred

Output Category D: Assets created

Output Category G: Linkages to financial resources and insurance services facilitated

Output	Output Indicator	Beneficiary Group	Sub Activity	Unit of measure	Planned	Actual
A:	A.1: Beneficiaries receiving cash-based transfers	All	Food assistance for asset	Female Male Total	15,105 13,395 28,500	6,240 5,534 11,774
A:	A.3: Cash-based transfers			US\$	1,333,800	793,657
	D.1*: Number of assets built, restored or maintained by targeted households and communities, by type and unit of measure					
D: Targeted households participating in public works and other productive safety nets benefit from assets that are nutritionally relevant to improve food security and resilience to shocks and climate change	D.1.11: Hectares (ha) of degraded hillsides and marginal areas rehabilitated with physical and biological soil and water conservation measures, planted with trees and protected (e.g. closure, etc)		Food assistance for asset	Ha	100	110
D: Targeted households participating in public works and other productive safety nets benefit from assets that are nutritionally relevant to improve food security and resilience to shocks and climate change	D.1.65: Number of family gardens established		Food assistance for asset	garden	1,400	6,800
D: Targeted households participating in public works and other productive safety nets benefit from assets that are nutritionally relevant to improve food security and resilience to shocks and climate change	D.1.82: Number of chicken houses constructed		Food assistance for asset	Number	1,400	4,800
D: Targeted households participating in public works and other productive safety nets benefit from assets that are nutritionally relevant to improve food security and resilience to shocks and climate change	D.1.98: Number of tree seedlings produced/provided		Food assistance for asset	Number	6,000	14,330
	G.10: Number of people benefiting from assets and climate adaptation practices facilitated by WFP's Risk Management activities					
G: Targeted households participating in public works and other productive safety nets benefit from climate change and risk management activities	G.10.1: Number of people benefiting from assets and climate adaptation practices facilitated by WFP's Risk Management activities		Climate adaptation and risk management activities	individual	5,000	340

Activity 06: Provide technical support to smallholder farmers and other value chain actors, particularly women, in climate-smart agriculture, food quality and safety, marketing of nutritious foods and financial services

Output Category C: Capacity development and technical support provided

Output Category F: Purchases from smallholders completed

Output	Output Indicator	Beneficiary Group	Sub Activity	Unit of measure	Planned	Actual
	C.6*: Number of tools or products developed or revised to enhance national food security and nutrition systems as a result of WFP capacity strengthening support (new)					
C: Communities in Lesotho benefit from more efficient national supply chains and retail systems that improve their access to safe and nutritious food	C.6*.1: Number of tools or products developed		Smallholder agricultural market support activities	unit	4	1
	C.4*: Number of people engaged in capacity strengthening initiatives facilitated by WFP to enhance national food security and nutrition stakeholder capacities (new)					
C: Smallholder farmers, especially women and young women and young men in targeted areas benefit from strengthened national policies, systems, capacities and facilities that enhance their access to formal markets (including through home grown school meals)	C.4*.1: Number of government/national partner staff receiving technical assistance and training		Smallholder agricultural market support activities	individual	500	150
	C.5*: Number of capacity strengthening initiatives facilitated by WFP to enhance national food security and nutrition stakeholder capacities (new)					
C: Smallholder farmers, especially women and young women and young men in targeted areas benefit from strengthened national policies, systems, capacities and facilities that enhance their access to formal markets (including through home grown school meals)	C.5*.1: Number of technical assistance activities provided		Smallholder agricultural market support activities	unit	6	2
	F.2*: Quantity of fortified foods, complementary foods and specialized nutritious foods purchased from local suppliers					
F: Food value-chain actors, including local traders, processors and institutional buyers, are supported to enhance supply chain efficiency and access to structured markets	F.2.4: Quantity of fortified foods, complementary foods and specialized nutritious foods purchased from local suppliers		Smallholder agricultural market support activities	Mt	2,000	971
F: Food value-chain actors, including local traders, processors and institutional buyers, are supported to enhance supply chain efficiency and access to structured markets	F.2.LRP.4: Volume of commodities (metric tons) sold by project beneficiaries		Smallholder agricultural market support activities	Mt	50	1

Outcome Results

Activity 05: Support the design and implementation of assets that are nutritionally relevant to improve and diversify the livelihoods of vulnerable communities and households affected by climate change and land degradation

Indicator	Subactivity	Sex	Baseline	End-CSP Target	2020 Target	2020 Follow-up	2019 Follow-up	2018 Follow-up	Source
Food insecure households; Mafeteng; Cash									
Consumption-based Coping Strategy Index (Average)	General Distribution	Female	3	≤2.7	≤1.5	15	19		WFP programme monitoring
		Male	4	≤3.6	≤2	17	15		
		Overall	3	≤2.7	≤1.5	16	17		
Food Consumption Score – Nutrition: <i>Percentage of households that consumed Hem Iron rich food daily (in the last 7 days)</i>	General Distribution	Female	3.8	≥7	≥6	5.6	5.6		WFP programme monitoring
		Male	1.9	≥4	≥3	10.5	10.5		
		Overall	3	≥6	≥4.5	7	8.9		
Food Consumption Score – Nutrition: <i>Percentage of households that consumed Vit A rich food daily (in the last 7 days)</i>	General Distribution	Female	48.4	≥91	≥72	75	75		WFP programme monitoring
		Male	47.1	≥89	≥71	87.5	87.5		
		Overall	47.8	≥91	≥71	83	83.3		
Food Consumption Score – Nutrition: <i>Percentage of households that consumed Protein rich food daily (in the last 7 days)</i>	General Distribution	Female	12.9	≥25	≥20	50	50		WFP programme monitoring
		Male	17.3	≥32	≥26	55.3	55.3		
		Overall	14.8	≥29	≥24	52	53.6		
Food Consumption Score – Nutrition: <i>Percentage of households that never consumed Hem Iron rich food (in the last 7 days)</i>	General Distribution	Female	73.5	≤7	≤37	16.7	16.7		WFP programme monitoring
		Male	70.2	≤5	≤35	31.6	31.6		
		Overall	72	≤7	≤36	23	26.8		
Food Consumption Score – Nutrition: <i>Percentage of households that never consumed Protein rich food (in the last 7 days)</i>	General Distribution	Female	36.4	≤4	≤18	0	0		WFP programme monitoring
		Male	39.4	≤4	≤20	0	0		
		Overall	37.7	≤4	≤19	0	0		
Food Consumption Score – Nutrition: <i>Percentage of households that never consumed Vit A rich food (in the last 7 days)</i>	General Distribution	Female	25.4	≤2	≤2.4	25	25		WFP programme monitoring
		Male	22.5	≤2	≤5.7	0	0		
		Overall	24.1	≤2	≤4	12	8.3		
Food Consumption Score – Nutrition: <i>Percentage of households that sometimes consumed Hem Iron rich food (in the last 7 days)</i>	General Distribution	Female	22.7	≥43	≥34	64.3	77.8		WFP programme monitoring
		Male	27.9	≥53	≥41	57.9	57.9		
		Overall	25	≥48	≥37	61	64.3		
Food Consumption Score – Nutrition: <i>Percentage of households that sometimes consumed Protein rich food (in the last 7 days)</i>	General Distribution	Female	50.8	≥90	≥75	50	50		WFP programme monitoring
		Male	43.3	≥82	≥65	44.7	44.7		
		Overall	47.5	≥90	≥71	46	46.4		
Food Consumption Score – Nutrition: <i>Percentage of households that sometimes consumed Vit A rich food (in the last 7 days)</i>	General Distribution	Female	26	≥50	≥39	0	0		WFP programme monitoring
		Male	12.5	≥58	≥45	12.5	12.5		
		Overall	28	≥53	≥42	6	8.3		
Food Consumption Score: <i>Percentage of households with Acceptable Food Consumption Score</i>	General Distribution	Female	27	≥51	≥44	34.9	34.9		WFP programme monitoring
		Male	11	≥21	≥17	46.7	46.7		
		Overall	21	≥40	≥32	42.4	42.4		
Food Consumption Score: <i>Percentage of households with Borderline Food Consumption Score</i>	General Distribution	Female	65	≤6.5	≤33	37.2	37.2		WFP programme monitoring
		Male	77	≤8	≤39	32	32		
		Overall	69	≤7	≤35	33.9	33.9		
Food Consumption Score: <i>Percentage of households with Poor Food Consumption Score</i>	General Distribution	Female	8	≤1	≤4	29.9	27.9		WFP programme monitoring
		Male	11	≤1	≤5.5	21.3	21.3		
		Overall	9	≤1	≤4.5	23.7	23.7		

Food expenditure share	General Distribution	Female Male Overall	29.5 19.2 25	≤3 ≤2 ≤3	≤16 ≤8.7 ≤13.2				Secondary data
Livelihood-based Coping Strategy Index (Percentage of households using coping strategies): <i>Percentage of households not using livelihood based coping strategies</i>	General Distribution	Female Male Overall	78.8 78.8 78.8	≥90 ≥90 ≥90	≥90 ≥90 ≥90	22.2 20.6 21.2	18.6 22.7 21.2		WFP programme monitoring
Livelihood-based Coping Strategy Index (Percentage of households using coping strategies): <i>Percentage of households using crisis coping strategies</i>	General Distribution	Female Male Overall	3 0 1.7	≤0 ≤0 ≤0	≤0 ≤0 ≤1.5	19.4 32.4 27.9	39.5 32 34.7		WFP programme monitoring
Livelihood-based Coping Strategy Index (Percentage of households using coping strategies): <i>Percentage of households using emergency coping strategies</i>	General Distribution	Female Male Overall	3 1.9 2.5	=0 =0 =0	≤1.5 ≤1.5 ≤1.5	0 11.8 7.7	9.3 8 8.5		WFP programme monitoring
Livelihood-based Coping Strategy Index (Percentage of households using coping strategies): <i>Percentage of households using stress coping strategies</i>	General Distribution	Female Male Overall	15.2 19.2 16.9	≤1 ≤2 ≤2	≤8 ≤9 ≤8	58.3 35.3 43.3	32.6 37.3 35.6		WFP programme monitoring
Proportion of the population in targeted communities reporting benefits from an enhanced livelihoods asset base	General Distribution	Overall	0	>80	>30				WFP programme monitoring
Proportion of the population in targeted communities reporting environmental benefits	General Distribution	Overall	0	>80	>30				WFP programme monitoring
Food insecure households; Mohale'S Hoek; Cash									
Consumption-based Coping Strategy Index (Average)	General Distribution	Female Male Overall	12 11 11	≤10.8 ≤9.9 ≤9.9	≤6 ≤5.5 ≤5.5	15 10 12	13.8 14.8 14.4		WFP programme monitoring
Food Consumption Score – Nutrition: <i>Percentage of households that consumed Hem Iron rich food daily (in the last 7 days)</i>	General Distribution	Female Male Overall	0.9 1.4 1.1	≥1 ≥3 ≥2	≥1 ≥13.5 ≥7	8.3 16.3 13.7	8.3 16.3 13.7		WFP programme monitoring
Food Consumption Score – Nutrition: <i>Percentage of households that consumed Vit A rich food daily (in the last 7 days)</i>	General Distribution	Female Male Overall	44.9 47.3 46.2	≥85 ≥89 ≥87	≥62 ≥71 ≥69	100 95.5 96.9	100 95.5 96.9		WFP programme monitoring
Food Consumption Score – Nutrition: <i>Percentage of households that consumed Protein rich food daily (in the last 7 days)</i>	General Distribution	Female Male Overall	8.8 16.2 13	≥17 ≥30 ≥48	≥13.5 ≥24 ≥16	45.8 57 53.4	45.8 57 53.4		WFP programme monitoring
Food Consumption Score – Nutrition: <i>Percentage of households that never consumed Hem Iron rich food (in the last 7 days)</i>	General Distribution	Female Male Overall	76.1 71.6 73.6	≤8 ≤4 ≤7	≤38 ≤19 ≤24	29.2 18.4 21.9	29.2 18.4 21.9		WFP programme monitoring
Food Consumption Score – Nutrition: <i>Percentage of households that never consumed Protein rich food (in the last 7 days)</i>	General Distribution	Female Male Overall	38.1 33.1 35.2	≤4 ≤3 ≤3	≤19 ≤17 ≤18	0 2 0	0 2 1.4		WFP programme monitoring

Food Consumption Score – Nutrition: <i>Percentage of households that never consumed Vit A rich food (in the last 7 days)</i>	General Distribution	Female	15.9	≤2	≤8	0	0	WFP programme monitoring
		Male	17.1	≤2	≤9	0	0	
		Overall	16.6	≤2	≤8	0	0	
Food Consumption Score – Nutrition: <i>Percentage of households that sometimes consumed Hem Iron rich food (in the last 7 days)</i>	General Distribution	Female	23	≥44	≥45	62.5	62.5	WFP programme monitoring
		Male	27	≥90	≥80	65.3	65.3	
		Overall	25.3	≥48	≥90	64.4	64.4	
Food Consumption Score – Nutrition: <i>Percentage of households that sometimes consumed Protein rich food (in the last 7 days)</i>	General Distribution	Female	53.1	≥90	≥80	54.2	54.2	WFP programme monitoring
		Male	50.7	≥90	≥75	40.8	40.8	
		Overall	51.7	≥90	≥73	45.2	45.2	
Food Consumption Score – Nutrition: <i>Percentage of households that sometimes consumed Vit A rich food (in the last 7 days)</i>	General Distribution	Female	39.3	≥75	≥40	0	0	WFP programme monitoring
		Male	35.6	≥68	≥53	4.5	4.5	
		Overall	37.2	≥71	≥41	2	3.1	
Food Consumption Score: <i>Percentage of households with Acceptable Food Consumption Score</i>	General Distribution	Female	29	≥55	≥43.5	40.4	40.4	WFP programme monitoring
		Male	41	≥78	≥61.5	59.2	59.2	
		Overall	35	≥67	≥52.5	53	53	
Food Consumption Score: <i>Percentage of households with Borderline Food Consumption Score</i>	General Distribution	Female	53	≤5.3	≤26.5	46.8	46.8	WFP programme monitoring
		Male	36	≤3.6	≤18	28.2	28.2	
		Overall	44	≤4.4	≤22	36.5	36.5	
Food Consumption Score: <i>Percentage of households with Poor Food Consumption Score</i>	General Distribution	Female	18	≤1.8	≤9	10.6	10.6	WFP programme monitoring
		Male	23	≤2.3	≤11.5	9.9	9.9	
		Overall	21	≤2.1	≤10.5	10.4	10.4	
Food expenditure share	General Distribution	Female	31	≤3	≤23.7			Secondary data
		Male	20.3	≤2	≤11.4			
		Overall	24.9	≤3	≤17			
Livelihood-based Coping Strategy Index (Percentage of households using coping strategies): <i>Percentage of households not using livelihood based coping strategies</i>	General Distribution	Female	75.2	≥90	≥90	26.5	36	WFP programme monitoring
		Male	63.5	≥90	≥90	31	31	
		Overall	68.6	≥90	≥90	29.5	33	
Livelihood-based Coping Strategy Index (Percentage of households using coping strategies): <i>Percentage of households using crisis coping strategies</i>	General Distribution	Female	0	=0	≤0	17.6	12.8	WFP programme monitoring
		Male	5.4	=0	≤2.5	19.7	28.2	
		Overall	3.1	=0	≤2.5	19	22	
Livelihood-based Coping Strategy Index (Percentage of households using coping strategies): <i>Percentage of households using emergency coping strategies</i>	General Distribution	Female	2.7	=0	≤2.5	14.7	4.3	WFP programme monitoring
		Male	4.7	=0	≤2.5	7	8.5	
		Overall	3.8	=0	≤2.5	9.5	6.8	
Livelihood-based Coping Strategy Index (Percentage of households using coping strategies): <i>Percentage of households using stress coping strategies</i>	General Distribution	Female	22.1	≤2	≤11	41.2	47	WFP programme monitoring
		Male	26.4	≤3	≤13	42.3	32	
		Overall	24.5	≤3	≤13	41.9	38	
Proportion of the population in targeted communities reporting benefits from an enhanced livelihoods asset base	General Distribution	Overall	0	>80	>30			WFP programme monitoring
Proportion of the population in targeted communities reporting environmental benefits	General Distribution	Overall	0	>80	>30			WFP programme monitoring

Food insecure households; Quthing; Cash

Consumption-based Coping Strategy Index (Average)	General Distribution	Female	6	≤5.4	≤3	11	9	WFP programme monitoring
		Male	6	≤5.4	≤3	14	10	
		Overall	6	≤5.4	≤3	12	10	
Food Consumption Score – Nutrition: Percentage of households that consumed Hem Iron rich food daily (in the last 7 days)	General Distribution	Female	1.1	≥2	≥1	6.5	6.5	WFP programme monitoring
		Male	2.2	≥4	≥3	3.9	3.9	
		Overall	1.7	≥3	≥2	5	3.9	
Food Consumption Score – Nutrition: Percentage of households that consumed Vit A rich food daily (in the last 7 days)	General Distribution	Female	51.2	≥90	≥76	84.2	84.2	WFP programme monitoring
		Male	57	≥90	≥86	81.8	81.8	
		Overall	54.1	≥90	≥81	82	84.2	
Food Consumption Score – Nutrition: Percentage of households that consumed Protein rich food daily (in the last 7 days)	General Distribution	Female	12	≥23	≥18	64.5	64.5	WFP programme monitoring
		Male	24.7	≥48	≥42	49.4	49.4	
		Overall	18	≥34	≥30	56	49.4	
Food Consumption Score – Nutrition: Percentage of households that never consumed Hem Iron rich food (in the last 7 days)	General Distribution	Female	67.4	≤7	≤34	16.1	16.1	WFP programme monitoring
		Male	64	≤6	≤32	32.5	32.5	
		Overall	65.7	≤7	≤33	23	32.5	
Food Consumption Score – Nutrition: Percentage of households that never consumed Protein rich food (in the last 7 days)	General Distribution	Female	29.3	≤3	≤15	0	0	WFP programme monitoring
		Male	25.8	≤3	≤13	0	0	
		Overall	27.6	≤3	≤14	0	0	
Food Consumption Score – Nutrition: Percentage of households that never consumed Vit A rich food (in the last 7 days)	General Distribution	Female	15.9	≤2	≤10	0	0	WFP programme monitoring
		Male	17	≤1	≤7.5	0	0	
		Overall	16.6	≤2	≤8	0	0	
Food Consumption Score – Nutrition: Percentage of households that sometimes consumed Hem Iron rich food (in the last 7 days)	General Distribution	Female	31.5	≥59	≥47	77.4	77.4	WFP programme monitoring
		Male	33.7	≥64	≥50	63.6	63.6	
		Overall	32.6	≥62	≥48	70	63.6	
Food Consumption Score – Nutrition: Percentage of households that sometimes consumed Protein rich food (in the last 7 days)	General Distribution	Female	58.7	≥90	≥79	35.5	35.5	WFP programme monitoring
		Male	49.4	≥90	≥75	50.6	50.6	
		Overall	54.1	≥90	≥76	42	50.6	
Food Consumption Score – Nutrition: Percentage of households that sometimes consumed Vit A rich food (in the last 7 days)	General Distribution	Female	29.1	≥55	≥45	0	15.8	WFP programme monitoring
		Male	27.9	≥53	≥42	12.5	18.2	
		Overall	28.5	≥54	≥43	6	15.8	
Food Consumption Score: Percentage of households with Acceptable Food Consumption Score	General Distribution	Female	42.3	≥80	>63	65.9	65.9	WFP programme monitoring
		Male	54.2	≥90	>81.3	59.2	51.4	
		Overall	48	≥91	>72	58.4	58.4	
Food Consumption Score: Percentage of households with Borderline Food Consumption Score	General Distribution	Female	53.8	≤6.3	<26.9	22.7	22.7	WFP programme monitoring
		Male	41.7	≤4.2	<21	34.7	34.7	
		Overall	48	≤5	<24	28	31	
Food Consumption Score: Percentage of households with Poor Food Consumption Score	General Distribution	Female	3.8	≤1	<2.1	10.6	9.1	WFP programme monitoring
		Male	4.2	≤1	<2.1	11.1	11.1	
		Overall	4	≤1	<2	10.4	10.3	
Food expenditure share	General Distribution	Female	5.4	≤1	≤2			Secondary data
		Male	7.9	≤1	≤4.2			
		Overall	6.6	≤1	≤3			
Livelihood-based Coping Strategy Index (Percentage of households using coping strategies): Percentage of households not using livelihood based coping strategies	General Distribution	Female	47.8	≥90	≥90	28	40.9	WFP programme monitoring
		Male	46.1	≥87	≥69	19.3	31.9	
		Overall	47	≥89	≥71	23	35.3	

Livelihood-based Coping Strategy Index (Percentage of households using coping strategies): <i>Percentage of households using crisis coping strategies</i>	General Distribution	Female	4.3	=0	≤2	22	13.6	WFP programme monitoring
		Male	5.6	=0	≤3	24.6	19.4	
		Overall	5	=0	≤2.5	23	17.2	
Livelihood-based Coping Strategy Index (Percentage of households using coping strategies): <i>Percentage of households using emergency coping strategies</i>	General Distribution	Female	1.1	=0	≤0	2	6.8	WFP programme monitoring
		Male	1.1	=0	≤0	3.5	6.9	
		Overall	1.1	=0	≤0	2.8	6.9	
Livelihood-based Coping Strategy Index (Percentage of households using coping strategies): <i>Percentage of households using stress coping strategies</i>	General Distribution	Female	46.7	≤5	≤24	48	38.6	WFP programme monitoring
		Male	47.2	≤5	≤24	52.6	41.7	
		Overall	47	≤5	≤24	50.5	40.5	
Proportion of the population in targeted communities reporting benefits from an enhanced livelihoods asset base	General Distribution	Overall	0	>80	>30			WFP programme monitoring
Proportion of the population in targeted communities reporting environmental benefits	General Distribution	Overall	0	>80	>30			WFP programme monitoring

Activity 06: Provide technical support to smallholder farmers and other value chain actors, particularly women, in climate-smart agriculture, food quality and safety, marketing of nutritious foods and financial services

Indicator	Subactivity	Sex	Baseline	End-CSP Target	2020 Target	2020 Follow-up	2019 Follow-up	2018 Follow-up	Source
Small holder famers; Lesotho; Capacity Strengthening									
Percentage of targeted smallholders selling through WFP-supported farmer aggregation systems	Smallholder agricultural market support activities	Female	20	>20	>20		6	WFP programme monitoring	
		Male	30	>30	>30		13		
		Overall	50	>50	>50		19		
Value and volume of smallholder sales through WFP-supported aggregation systems: <i>Value (USD)</i>	Smallholder agricultural market support activities	Overall	1,400,000	=3,500,000	=547,000	265,000	165,000	WFP programme monitoring	
Value and volume of smallholder sales through WFP-supported aggregation systems: <i>Volume (MT)</i>	Smallholder agricultural market support activities	Overall	4,070	=10,000	=2,000	971	150	WFP programme monitoring	

Outcome Results

Activity 07: Provide expertise and services on supply chain, and cash based transfers on behalf of Government and partners

Indicator	Subactivity	Sex	Baseline	End-CSP Target	2020 Target	2020 Follow-up	2019 Follow-up	2018 Follow-up	Source
Government and Partners; Lesotho; Cash									
User satisfaction rate	CBT platform	Overall	91	>90	>90				WFP programme monitoring

Cross-cutting Indicators

Progress towards gender equality indicators

Improved gender equality and women's empowerment among WFP-assisted population									
Proportion of households where women, men, or both women and men make decisions on the use of food/cash/vouchers, disaggregated by transfer modality									
Target group, Location, Modalities	Activity	Subactivity	Category	Sex	Baseline	End-CSP Target	2020 Target	2020 Follow-up	2019 Follow-up
Chronically food insecure households; Mafeteng; Cash, Commodity Voucher	Act 05: Support the design and implementation of assets that are nutritionally relevant to improve and diversify the livelihoods of vulnerable communities and households affected by climate change and land degradation	Food assistance for asset	Decisions made by women	Overall	6.80	≤6.80	≤6.80	8.30	
			Decisions made by men	Overall	6.80	≤6.80	≤6.80	7.20	
			Decisions jointly made by women and men	Overall	86.40	≥90.20	≥86.40	84.40	
Chronically food insecure households; Mofale's Hoek; Cash, Commodity Voucher	Act 05: Support the design and implementation of assets that are nutritionally relevant to improve and diversify the livelihoods of vulnerable communities and households affected by climate change and land degradation	Food assistance for asset	Decisions made by women	Overall	6	≤6	≤6	4.50	
			Decisions made by men	Overall	19	≤19	≤19	5.40	
			Decisions jointly made by women and men	Overall	75	≥75	≥75	92.30	
chronically food insecure households; Mokhotlong; Cash, Commodity Voucher	Act 05: Support the design and implementation of assets that are nutritionally relevant to improve and diversify the livelihoods of vulnerable communities and households affected by climate change and land degradation	Food assistance for asset	Decisions made by women	Overall	29.40	≤6	≤6		
			Decisions made by men	Overall	33	≤19	≤19		

			Decisions jointly made by women and men	Overall	37.60	≥75	≥75	
Chronically food insecure households; Quthing; Cash, Commodity Voucher	Act 05: Support the design and implementation of assets that are nutritionally relevant to improve and diversify the livelihoods of vulnerable communities and households affected by climate change and land degradation	Food assistance for asset	Decisions made by women	Overall	23	≤6	≤6	10.10
			Decisions made by men	Overall	12	≤19	≤19	3.50
			Decisions jointly made by women and men	Overall	65	≥75	≥75	86.40
chronically food insecure households; Thaba Tseka; Cash, Commodity Voucher	Act 05: Support the design and implementation of assets that are nutritionally relevant to improve and diversify the livelihoods of vulnerable communities and households affected by climate change and land degradation	Food assistance for asset	Decisions made by women	Overall	26.20	≤6	≤6	
			Decisions made by men	Overall	36.40	≤19	≤19	
			Decisions jointly made by women and men	Overall	37.50	≥75	≥75	
Crisis affected households; Qacha'S Nek; Cash, Commodity Voucher	Act 01: Provide cash and/or food transfers to populations affected by shocks	General Distribution	Decisions made by women	Overall	2	≤2	≤2	
			Decisions made by men	Overall	8	≤8	≤8	
			Decisions jointly made by women and men	Overall	90	≥90	≥90	

Protection indicators

Affected populations are able to benefit from WFP programmes in a manner that ensures and promotes their safety, dignity and integrity								
Proportion of targeted people having unhindered access to WFP programmes (new)								
Target group, Location, Modalities	Activity	Subactivity	Sex	Baseline	End-CSP Target	2020 Target	2020 Follow-up	2019 Follow-up
Chronically food insecure households; Mafeteng; Cash, Commodity Voucher	Act 05: Support the design and implementation of assets that are nutritionally relevant to improve and diversify the livelihoods of vulnerable communities and households affected by climate change and land degradation	Food assistance for asset	Female	100	=100	=100	87.50	
			Male	100	=100	=100	80	
			Overall	100	=100	=100	84	
Chronically food insecure households; Mohale'S Hoek; Cash, Commodity Voucher	Act 05: Support the design and implementation of assets that are nutritionally relevant to improve and diversify the livelihoods of vulnerable communities and households affected by climate change and land degradation	Food assistance for asset	Female	100	=100	=100	100	
			Male	98.60	=100	=100	99.30	
			Overall	99	=100	=100	99.50	
chronically food insecure households; Mokhotlong; Cash, Commodity Voucher	Act 05: Support the design and implementation of assets that are nutritionally relevant to improve and diversify the livelihoods of vulnerable communities and households affected by climate change and land degradation	Food assistance for asset	Female	97	=100	=100		
			Male	99	=100	=100		
			Overall	98	=100	=100		
chronically food insecure households; Qacha'S Nek; Cash, Commodity Voucher	Act 05: Support the design and implementation of assets that are nutritionally relevant to improve and diversify the livelihoods of vulnerable communities and households affected by climate change and land degradation	Food assistance for asset	Female	100	=100	=100		
			Male	100	=100	=100		
			Overall	100	=100	=100		
Chronically food insecure households; Quthing; Cash, Commodity Voucher	Act 05: Support the design and implementation of assets that are nutritionally relevant to improve and diversify the livelihoods of vulnerable communities and households affected by climate change and land degradation	Food assistance for asset	Female	98	=100	=100	99	
			Male	98.20	=100	=100	99.10	
			Overall	98.10	=100	=100	99.05	
chronically food insecure households; Thaba Tseka; Cash, Commodity Voucher	Act 05: Support the design and implementation of assets that are nutritionally relevant to improve and diversify the livelihoods of vulnerable communities and households affected by climate change and land degradation	Food assistance for asset	Female	100	=100	=100		
			Male	100	=100	=100		
			Overall	100	=100	=100		

Proportion of targeted people receiving assistance without safety challenges (new)

Target group, Location, Modalities	Activity	Subactivity	Sex	Baseline	End-CSP Target	2020 Target	2020 Follow-up	2019 Follow-up
Chronically food insecure households; Mafeteng; Cash, Commodity Voucher	Act 05: Support the design and implementation of assets that are nutritionally relevant to improve and diversify the livelihoods of vulnerable communities and households affected by climate change and land degradation	Food assistance for asset	Female	76.70	≥90	≥90	94.40	
			Male	90.70	≥90	≥90	94.10	
			Overall	85.60	≥90	≥90	94.30	
Chronically food insecure households; Mohale'S Hoek; Cash, Commodity Voucher	Act 05: Support the design and implementation of assets that are nutritionally relevant to improve and diversify the livelihoods of vulnerable communities and households affected by climate change and land degradation	Food assistance for asset	Female	100	≥90	≥90	98.20	
			Male	93	≥90	≥90	95.10	
			Overall	95.80	≥90	≥90	96.20	
chronically food insecure households; Mokhotlong; Cash, Commodity Voucher	Act 05: Support the design and implementation of assets that are nutritionally relevant to improve and diversify the livelihoods of vulnerable communities and households affected by climate change and land degradation	Food assistance for asset	Female	96.20	≥90	≥90		
			Male	98.30	≥90	≥90		
			Overall	97.20	≥90	≥90		
chronically food insecure households; Qacha'S Nek; Cash, Commodity Voucher	Act 05: Support the design and implementation of assets that are nutritionally relevant to improve and diversify the livelihoods of vulnerable communities and households affected by climate change and land degradation	Food assistance for asset	Female	98.36	≥90	≥90		
			Male	94.81	≥90	≥90		
			Overall	96.60	≥90	≥90		
chronically food insecure households; Thaba Tseka; Cash, Commodity Voucher	Act 05: Support the design and implementation of assets that are nutritionally relevant to improve and diversify the livelihoods of vulnerable communities and households affected by climate change and land degradation	Food assistance for asset	Female	100	≥90	≥90		
			Male	100	≥90	≥90		
			Overall	100	≥90	≥90		
Chronically food insecure; Quthing; Cash, Commodity Voucher	Act 05: Support the design and implementation of assets that are nutritionally relevant to improve and diversify the livelihoods of vulnerable communities and households affected by climate change and land degradation	Food assistance for asset	Female	93.20	≥90	≥90	98	
			Male	88.90	≥90	≥90	96.50	
			Overall	90.50	≥90	≥90	97.30	
Proportion of targeted people who report that WFP programmes are dignified (new)								
Target group, Location, Modalities	Activity	Subactivity	Sex	Baseline	End-CSP Target	2020 Target	2020 Follow-up	2019 Follow-up

Chronically food insecure households; Mafeteng; Cash, Commodity Voucher	Act 05: Support the design and implementation of assets that are nutritionally relevant to improve and diversify the livelihoods of vulnerable communities and households affected by climate change and land degradation	Food assistance for asset	Female Male Overall	100 97.10 98.10	≥90 ≥90 ≥90	≥90 ≥90 ≥90	85.50 88.53 87.10
Chronically food insecure households; Mohale'S Hoek; Cash, Commodity Voucher	Act 05: Support the design and implementation of assets that are nutritionally relevant to improve and diversify the livelihoods of vulnerable communities and households affected by climate change and land degradation	Food assistance for asset	Female Male Overall	100 95.80 97.10	≥90 ≥90 ≥90	≥90 ≥90 ≥90	100 97.89 98.60
chronically food insecure households; Mokhotlong; Cash, Commodity Voucher	Act 05: Support the design and implementation of assets that are nutritionally relevant to improve and diversify the livelihoods of vulnerable communities and households affected by climate change and land degradation	Food assistance for asset	Female Male Overall	99 99 99	≥90 ≥90 ≥90	≥90 ≥90 ≥90	
chronically food insecure households; Qacha'S Nek; Cash, Commodity Voucher	Act 05: Support the design and implementation of assets that are nutritionally relevant to improve and diversify the livelihoods of vulnerable communities and households affected by climate change and land degradation	Food assistance for asset	Female Male Overall	100 60 80	≥90 ≥90 ≥90	≥90 ≥90 ≥90	
Chronically food insecure households; Quthing; Cash, Commodity Voucher	Act 05: Support the design and implementation of assets that are nutritionally relevant to improve and diversify the livelihoods of vulnerable communities and households affected by climate change and land degradation	Food assistance for asset	Female Male Overall	98 100 99.10	≥90 ≥90 ≥90	≥90 ≥90 ≥90	99 87.50 93.60
chronically food insecure households; Thaba Tseka; Cash, Commodity Voucher	Act 05: Support the design and implementation of assets that are nutritionally relevant to improve and diversify the livelihoods of vulnerable communities and households affected by climate change and land degradation	Food assistance for asset	Female Male Overall	100 100 100	≥90 ≥90 ≥90	≥90 ≥90 ≥90	

Accountability to affected population indicators

Affected populations are able to hold WFP and partners accountable for meeting their hunger needs in a manner that reflects their views and preferences								
Proportion of assisted people informed about the programme (who is included, what people will receive, length of assistance)								
Target group, Location, Modalities	Activity	Subactivity	Sex	Baseline	End-CSP Target	2020 Target	2020 Follow-up	2019 Follow-up
Chronically food insecure households; Mafeteng; Cash, Commodity Voucher	Act 05: Support the design and implementation of assets that are nutritionally relevant to improve and diversify the livelihoods of vulnerable communities and households affected by climate change and land degradation	Food assistance for asset	Female	83.70	≥90	≥90	70.83	
			Male	88	≥90	≥90	67.16	
			Overall	86.40	≥90	≥90	69	
Chronically food insecure households; Mohale'S Hoek; Cash, Commodity Voucher	Act 05: Support the design and implementation of assets that are nutritionally relevant to improve and diversify the livelihoods of vulnerable communities and households affected by climate change and land degradation	Food assistance for asset	Female	83	≥90	≥90	64.88	
			Male	85	≥90	≥90	69.10	
			Overall	84.20	≥90	≥90	66.99	
Chronically food insecure households; Mokhotlong; Cash, Commodity Voucher	Act 05: Support the design and implementation of assets that are nutritionally relevant to improve and diversify the livelihoods of vulnerable communities and households affected by climate change and land degradation	Food assistance for asset	Female	69.23	≥90	≥90		
			Male	71.84	≥90	≥90		
			Overall	70.53	≥90	≥90		
Chronically food insecure households; Qacha'S Nek; Cash, Commodity Voucher	Act 05: Support the design and implementation of assets that are nutritionally relevant to improve and diversify the livelihoods of vulnerable communities and households affected by climate change and land degradation	Food assistance for asset	Female	54.10	≥90	≥90		
			Male	58.44	≥90	≥90		
			Overall	56.30	≥90	≥90		
Chronically food insecure households; Quthing; Cash, Commodity Voucher	Act 05: Support the design and implementation of assets that are nutritionally relevant to improve and diversify the livelihoods of vulnerable communities and households affected by climate change and land degradation	Food assistance for asset	Female	83.30	≥90	≥90	69.02	
			Male	81	≥90	≥90	63.18	
			Overall	81.90	≥90	≥90	66.11	
Chronically food insecure households; Thaba Tseka; Cash, Commodity Voucher	Act 05: Support the design and implementation of assets that are nutritionally relevant to improve and diversify the livelihoods of vulnerable communities and households affected by climate change and land degradation	Food assistance for asset	Female	77.78	≥90	≥90		
			Male	72.40	≥90	≥90		
			Overall	75.10	≥90	≥90		

World Food Programme

Contact info

Aurore Rusiga

Aurore.rusiga@wfp.org

Cover page photo © WFP/Photo Library

Learners after receiving their hot lunch at a WFP-assisted school.

<https://www.wfp.org/countries/lesotho>

Financial Section

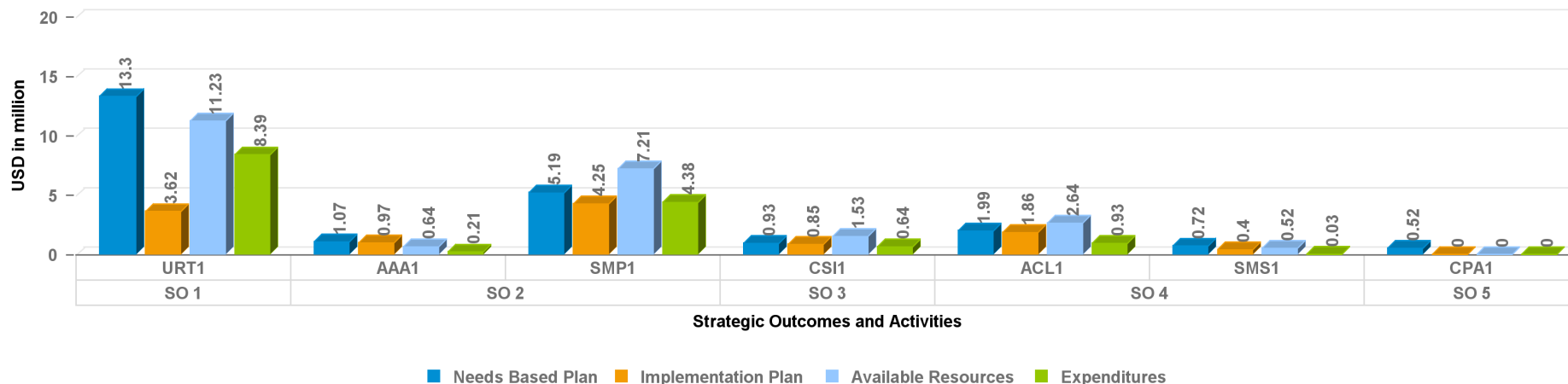
Financial information is taken from WFP's financial records which have been submitted to WFP's auditors.

Annual Country Report

Lesotho Country Portfolio Budget 2020 (2019-2024)

Annual Financial Overview for the period 1 January to 31 December 2020 (Amount in USD)

Annual CPB Overview



Code	Strategic Outcome
SO 1	Shock-affected people in Lesotho are able to meet their basic food and nutrition needs during times of crisis
SO 2	Vulnerable populations in Lesotho benefit from strengthened social protection systems that ensure access to adequate, safe and nutritious food all year round
SO 3	Vulnerable populations in Lesotho have improved nutritional status at each stage of the lifecycle, in line with national targets by 2024
SO 4	Communities in targeted areas, especially women and youth, have resilient, efficient and inclusive food systems by 2024
SO 5	Government and partners in Lesotho have access to effective and reliable services throughout the year
Code	Country Activity Long Description
AAA1	Strengthen technical capacity of the Government in early warning, food and nutrition security monitoring and vulnerability assessment and analysis through forecast-based financing approaches
ACL1	Support the design and implementation of assets that are nutritionally relevant to improve and diversify the livelihoods of vulnerable communities and households affected by climate change and land degradation
CPA1	Provide expertise and services on supply chain, and cash based transfers on behalf of Government and partners
CSI1	Provide capacity strengthening to the Government and other actors with regard to multi-sectoral coordination, planning, evidence-building and implementation of equitable nutrition policies and programmes
SMP1	Support the Government in evidence-based planning, design, management and implementation of social protection programmes, including by handing over the home-grown school meals programme
SMS1	Provide technical support to smallholder farmers and other value chain actors, particularly women, in climate-smart agriculture, food quality and safety, marketing of nutritious foods and financial services
URT1	Provide cash and/or food transfers to populations affected by shocks

Annual Country Report

Lesotho Country Portfolio Budget 2020 (2019-2024)

Annual Financial Overview for the period 1 January to 31 December 2020 (Amount in USD)

Strategic Result	Strategic Outcome	Activity	Needs Based Plan	Implementation Plan	Available Resources	Expenditures
1	Shock-affected people in Lesotho are able to meet their basic food and nutrition needs during times of crisis	Provide cash and/or food transfers to populations affected by shocks	13,297,747	3,616,679	11,231,590	8,393,656
		Non Activity Specific	0	0	367,358	0
	Vulnerable populations in Lesotho benefit from strengthened social protection systems that ensure access to adequate, safe and nutritious food all year round	Strengthen technical capacity of the Government in early warning, food and nutrition security monitoring and vulnerability assessment and analysis through forecast- based financing approaches	1,067,362	974,012	642,839	213,755
		Support the Government in evidence-based planning, design, management and implementation of social protection programmes, including by handing over the home-grown school meals programme	5,185,603	4,249,362	7,207,350	4,376,478
		Non Activity Specific	0	0	59,902	0
		Subtotal Strategic Result 1. Everyone has access to food (SDG Target 2.1)	19,550,713	8,840,053	19,509,040	12,983,889

Annual Country Report

Lesotho Country Portfolio Budget 2020 (2019-2024)

Annual Financial Overview for the period 1 January to 31 December 2020 (Amount in USD)

Strategic Result	Strategic Outcome	Activity	Needs Based Plan	Implementation Plan	Available Resources	Expenditures
2	Vulnerable populations in Lesotho have improved nutritional status at each stage of the lifecycle, in line with national targets by 2024	Provide capacity strengthening to the Government and other actors with regard to multi-sectoral coordination, planning, evidence-building and implementation of equitable nutrition policies and programmes	929,578	845,366	1,527,005	640,539
Subtotal Strategic Result 2. No one suffers from malnutrition (SDG Target 2.2)			929,578	845,366	1,527,005	640,539
4	Communities in targeted areas, especially women and youth, have resilient, efficient and inclusive food systems by 2024	Support the design and implementation of assets that are nutritionally relevant to improve and diversify the livelihoods of vulnerable communities and households affected by climate change and land degradation	1,989,551	1,861,654	2,643,259	933,380
		Provide technical support to smallholder farmers and other value chain actors, particularly women, in climate-smart agriculture, food quality and safety, marketing of nutritious foods and financial services	716,690	403,343	517,634	29,274
Subtotal Strategic Result 4. Food systems are sustainable (SDG Target 2.4)			2,706,241	2,264,997	3,160,893	962,654

Annual Country Report

Lesotho Country Portfolio Budget 2020 (2019-2024)

Annual Financial Overview for the period 1 January to 31 December 2020 (Amount in USD)

Strategic Result	Strategic Outcome	Activity	Needs Based Plan	Implementation Plan	Available Resources	Expenditures
8	Government and partners in Lesotho have access to effective and reliable services throughout the year	Provide expertise and services on supply chain, and cash based transfers on behalf of Government and partners	523,469	0	0	0
Subtotal Strategic Result 8. Sharing of knowledge, expertise and technology strengthen global partnership support to country efforts to achieve the SDGs (SDG Target 17.16)			523,469	0	0	0
	Non SO Specific	Non Activity Specific	0	0	6,641,233	0
Subtotal Strategic Result			0	0	6,641,233	0
Total Direct Operational Cost			23,710,001	11,950,417	30,838,171	14,587,082
Direct Support Cost (DSC)			1,136,968	425,000	980,995	425,291
Total Direct Costs			24,846,969	12,375,417	31,819,166	15,012,373
Indirect Support Cost (ISC)			1,579,396	804,402	1,344,159	1,344,159
Grand Total			26,426,365	13,179,819	33,163,325	16,356,532



Brian Ah Poe
Chief

Contribution Accounting and Donor Financial Reporting Branch

Columns Definition

Needs Based Plan

Latest annual approved version of operational needs as of December of the reporting year. WFP's needs-based plans constitute an appeal for resources to implement operations which are designed based on needs assessments undertaken in collaboration with government counterparts and partners

Implementation Plan

Implementation Plan as of January of the reporting period which represents original operational prioritized needs taking into account funding forecasts of available resources and operational challenges

Available Resources

Unspent Balance of Resources carried forward, Allocated contribution in the current year, Advances and Other resources in the current year. It excludes contributions that are stipulated by donor for use in future years

Expenditures

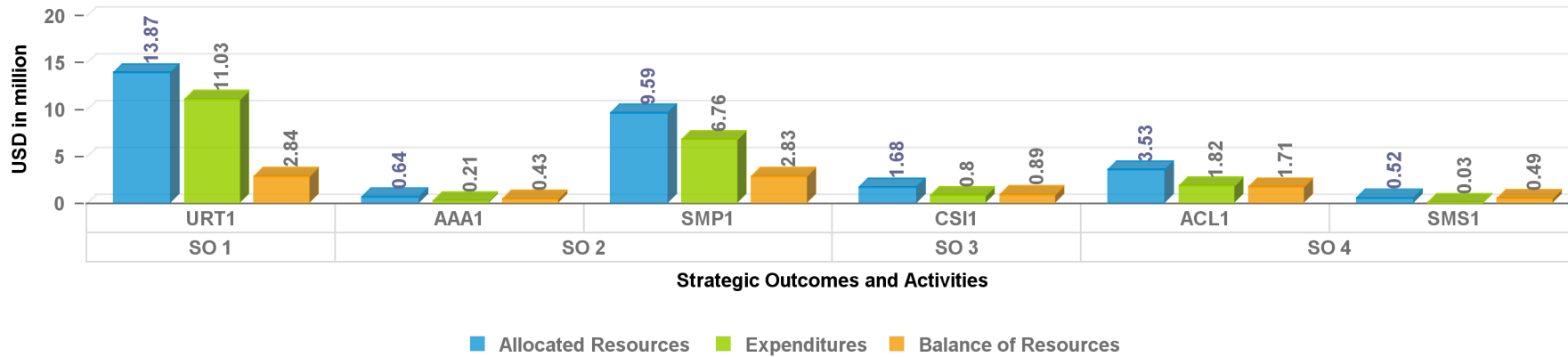
Monetary value of goods and services received and recorded within the reporting year

Annual Country Report

Lesotho Country Portfolio Budget 2020 (2019-2024)

Cumulative Financial Overview as at 31 December 2020 (Amount in USD)

Cumulative CPB Overview



Code	Strategic Outcome
SO 1	Shock-affected people in Lesotho are able to meet their basic food and nutrition needs during times of crisis
SO 2	Vulnerable populations in Lesotho benefit from strengthened social protection systems that ensure access to adequate, safe and nutritious food all year round
SO 3	Vulnerable populations in Lesotho have improved nutritional status at each stage of the lifecycle, in line with national targets by 2024
SO 4	Communities in targeted areas, especially women and youth, have resilient, efficient and inclusive food systems by 2024
Code	Country Activity - Long Description
AAA1	Strengthen technical capacity of the Government in early warning, food and nutrition security monitoring and vulnerability assessment and analysis through forecast-based financing approaches
ACL1	Support the design and implementation of assets that are nutritionally relevant to improve and diversify the livelihoods of vulnerable communities and households affected by climate change and land degradation
CSI1	Provide capacity strengthening to the Government and other actors with regard to multi-sectoral coordination, planning, evidence-building and implementation of equitable nutrition policies and programmes
SMP1	Support the Government in evidence-based planning, design, management and implementation of social protection programmes, including by handing over the home-grown school meals programme
SMS1	Provide technical support to smallholder farmers and other value chain actors, particularly women, in climate-smart agriculture, food quality and safety, marketing of nutritious foods and financial services
URT1	Provide cash and/or food transfers to populations affected by shocks

Annual Country Report

Lesotho Country Portfolio Budget 2020 (2019-2024)

Cumulative Financial Overview as at 31 December 2020 (Amount in USD)

Strategic Result	Strategic Outcome	Activity	Needs Based Plan	Allocated Contributions	Advance and Allocation	Allocated Resources	Expenditures	Balance of Resources
1	Shock-affected people in Lesotho are able to meet their basic food and nutrition needs during times of crisis	Provide cash and/or food transfers to populations affected by shocks	29,912,357	12,958,855	912,770	13,871,626	11,033,691	2,837,934
		Non Activity Specific	0	367,358	0	367,358	0	367,358
	Vulnerable populations in Lesotho benefit from strengthened social protection systems that ensure access to adequate, safe and nutritious food all year round	Strengthen technical capacity of the Government in early warning, food and nutrition security monitoring and vulnerability assessment and analysis through forecast- based financing approaches	1,497,474	642,839	0	642,839	213,755	429,084
		Support the Government in evidence-based planning, design, management and implementation of social protection programmes, including by handing over the home-grown school meals programme	8,190,137	9,590,386	0	9,590,386	6,759,514	2,830,872

Annual Country Report

Lesotho Country Portfolio Budget 2020 (2019-2024)

Cumulative Financial Overview as at 31 December 2020 (Amount in USD)

Strategic Result	Strategic Outcome	Activity	Needs Based Plan	Allocated Contributions	Advance and Allocation	Allocated Resources	Expenditures	Balance of Resources
1	Vulnerable populations in Lesotho benefit from strengthened social protection systems that ensure access to adequate, safe and nutritious food all year round	Non Activity Specific	0	59,902	0	59,902	0	59,902
Subtotal Strategic Result 1. Everyone has access to food (SDG Target 2.1)			39,599,969	23,619,341	912,770	24,532,112	18,006,961	6,525,151
2	Vulnerable populations in Lesotho have improved nutritional status at each stage of the lifecycle, in line with national targets by 2024	Provide capacity strengthening to the Government and other actors with regard to multi-sectoral coordination, planning, evidence-building and implementation of equitable nutrition policies and programmes	1,564,809	1,684,150	0	1,684,150	797,684	886,466
Subtotal Strategic Result 2. No one suffers from malnutrition (SDG Target 2.2)			1,564,809	1,684,150	0	1,684,150	797,684	886,466

Annual Country Report

Lesotho Country Portfolio Budget 2020 (2019-2024)

Cumulative Financial Overview as at 31 December 2020 (Amount in USD)

Strategic Result	Strategic Outcome	Activity	Needs Based Plan	Allocated Contributions	Advance and Allocation	Allocated Resources	Expenditures	Balance of Resources
4	Communities in targeted areas, especially women and youth, have resilient, efficient and inclusive food systems by 2024	Support the design and implementation of assets that are nutritionally relevant to improve and diversify the livelihoods of vulnerable communities and households affected by climate change and land degradation	2,986,371	3,525,981	0	3,525,981	1,816,101	1,709,880
		Provide technical support to smallholder farmers and other value chain actors, particularly women, in climate-smart agriculture, food quality and safety, marketing of nutritious foods and financial services	1,055,362	517,634	0	517,634	29,274	488,359
Subtotal Strategic Result 4. Food systems are sustainable (SDG Target 2.4)			4,041,732	4,043,614	0	4,043,614	1,845,375	2,198,239
8	Government and partners in Lesotho have access to effective and reliable services throughout the year	Provide expertise and services on supply chain, and cash based transfers on behalf of Government and partners	523,469	0	0	0	0	0
Subtotal Strategic Result 8. Sharing of knowledge, expertise and technology strengthen global partnership support to country efforts to achieve the SDGs (SDG Target 17.16)			523,469	0	0	0	0	0
	Non SO Specific	Non Activity Specific	0	6,641,233	0	6,641,233	0	6,641,233
Subtotal Strategic Result			0	6,641,233	0	6,641,233	0	6,641,233

This computer generated report is certified by the Chief of Contribution Accounting and Donor Financial Reporting Branch (FINC)

15/02/2021 15:53:10

Annual Country Report

Lesotho Country Portfolio Budget 2020 (2019-2024)

Cumulative Financial Overview as at 31 December 2020 (Amount in USD)

Strategic Result	Strategic Outcome	Activity	Needs Based Plan	Allocated Contributions	Advance and Allocation	Allocated Resources	Expenditures	Balance of Resources
		Total Direct Operational Cost	45,729,979	35,988,338	912,770	36,901,108	20,650,020	16,251,089
		Direct Support Cost (DSC)	1,674,310	1,034,428	26,197	1,060,625	504,921	555,704
		Total Direct Costs	47,404,289	37,022,766	938,967	37,961,733	21,154,941	16,806,792
		Indirect Support Cost (ISC)	3,045,622	2,291,311		2,291,311	2,291,311	0
		Grand Total	50,449,910	39,314,077	938,967	40,253,044	23,446,252	16,806,792



This donor financial report is interim
Brian Ah Poe
Chief

Contribution Accounting and Donor Financial Reporting Branch

Columns Definition

Needs Based Plan

Latest approved version of operational needs. WFP's needs-based plans constitute an appeal for resources to implement operations which are designed based on needs assessments undertaken in collaboration with government counterparts and partners

Allocated Contributions

Allocated contributions include confirmed contributions with exchange rate variations, multilateral contributions, miscellaneous income, resource transferred, cost recovery and other financial adjustments (e.g. refinancing). It excludes internal advance and allocation and contributions that are stipulated by donor for use in future years.

Advance and allocation

Internal advanced/allocated resources but not repaid. This includes different types of internal advance (Internal Project Lending or Macro-advance Financing) and allocation (Immediate Response Account)

Allocated Resources

Sum of Allocated Contributions, Advance and Allocation

Expenditures

Cumulative monetary value of goods and services received and recorded within the reporting period

Balance of Resources

Allocated Resources minus Expenditures