

SAVING
LIVES

CHANGING
LIVES



Sierra Leone Annual Country Report 2019

Country Strategic Plan
2018 - 2019



World Food
Programme

Table of contents

Summary	3
Context and Operations	6
CSP financial overview	8
Programme Performance	9
Strategic outcome 01	9
Strategic outcome 02	10
Strategic outcome 03	11
Strategic outcome 04	12
Strategic outcome 05	14
Cross-cutting Results	16
Progress towards gender equality	16
Protection	16
Accountability to affected populations	16
Environment	17
Peace & Livelihoods	18
Data Notes	18
Figures and Indicators	20
WFP contribution to SDGs	20
Beneficiaries by Age Group	22
Beneficiaries by Residence Status	22
Annual Food Transfer	22
Annual Cash Based Transfer and Commodity Voucher	23
Strategic Outcome and Output Results	24
Cross-cutting Indicators	33

Summary

In 2019, WFP continued its operations through the transitional interim country strategic plan (T-ICSP) by extending its end-date from 30 June 2019 to 31 December 2019. Through the T-ICSP, WFP assisted 226,000 vulnerable people in Sierra Leone through its multi-sector programme contributing to the progress in different Sustainable Development Goals (SDG2.1 end hunger and ensure access by all people; SDG2.2 end all forms of malnutrition, SDG2.3 double the agricultural productivity and the incomes of small-scale food producers, and SDG17.9 Enhance international support for implementing effective and targeted capacity-building).

WFP provided support to the Government to complete the National Zero Hunger Strategic Review (ZHSR) process which had been initiated in 2017 but suspended in 2018 due to the Presidential Elections. The ZHSR was launched on the World Food Day in October 2019, and has provided a roadmap on the food and nutrition situation in Sierra Leone in line with SDG 2 of achieving Zero Hunger by 2030. The roadmap also identified actions Sierra Leone will be taking in the future to achieve Zero Hunger including increasing farmers' productivity, enhancing access to finance for production and value-adding activities, promoting food diversification and enhancing national efforts to end all forms of malnutrition by boosting Scale-up Nutrition activities among others.

Based on the findings of the ZHSR, the new country strategic plan (CSP) 2020-2024 was developed in line with the United Nations Sustainable Development Cooperation Framework 2020-2023 and the National Medium-Term Development Plan 2019-2023, was approved by the Executive Board on 20 November 2019 and will be implemented starting 2020.

The T-ICSP supported smallholder production and productivity, increase agricultural input and market access by developing and rehabilitating 800 hectares of lowland into a productive rice field. The T-ICSP also supported the Government to address malnutrition among the vulnerable population as many as 25,002 children and 30,579 pregnant and lactating women. The 2019 rainy season had heavier rainfalls and caused flooding leading to displacements in Freetown and rural areas as well as affecting the farming activities. WFP provided technical support to the Office of National Security and Freetown City Council in needs assessment and beneficiary registration as well as coordination while providing in-kind relief food assistance in some of the affected rural communities. Similarly, WFP supported the Ministry of Agriculture and Forestry in conducting the seasonal Food Security Monitoring System surveys in February and August thus timely contributing to the national data to the West African regional food security analyses "Cadre Harmonisé".

225,995

Total Beneficiaries in 2019

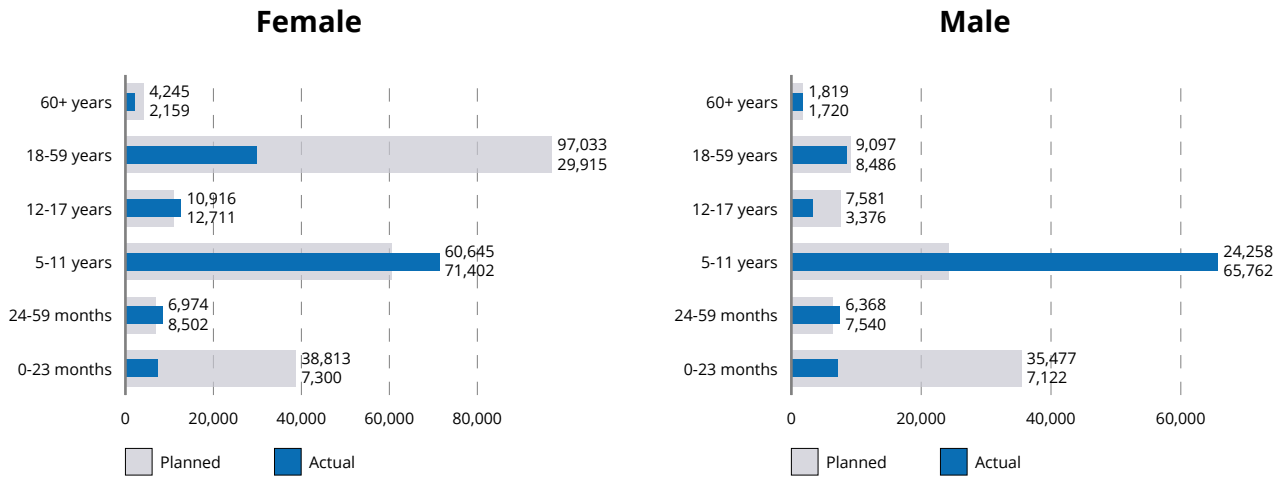


58% female

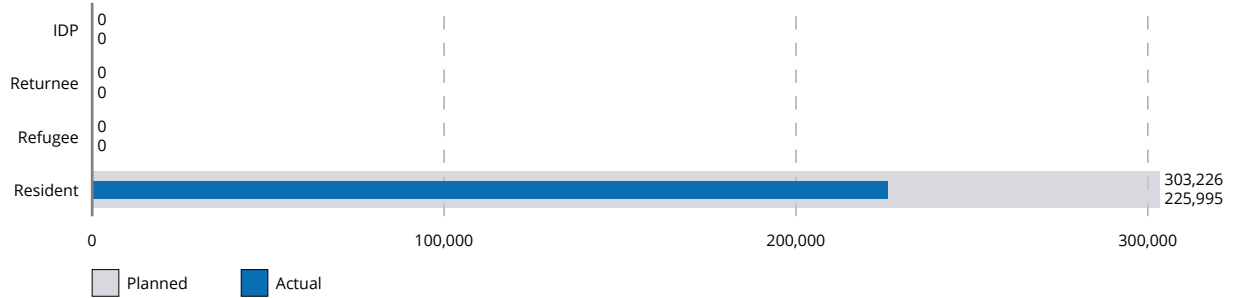


42% male

Beneficiaries by Sex and Age Group



Beneficiaries by Residence Status

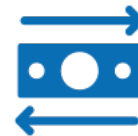


Total Food and CBT



2,532 mt

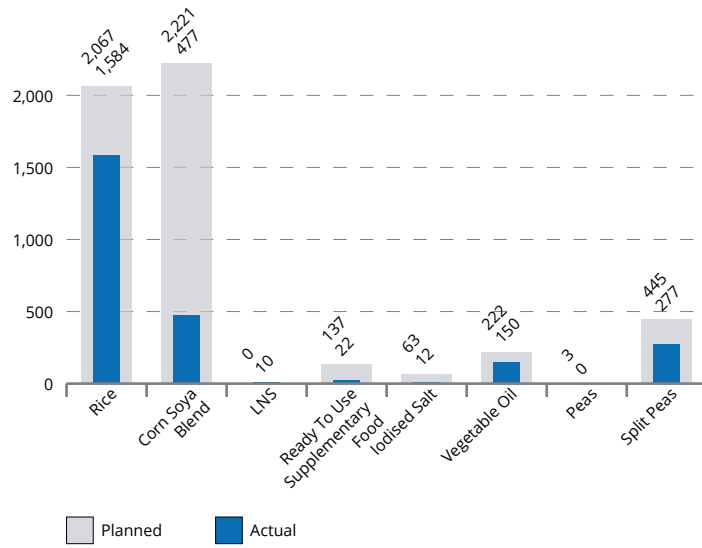
total actual food transferred in 2019
of 5,159 mt total planned



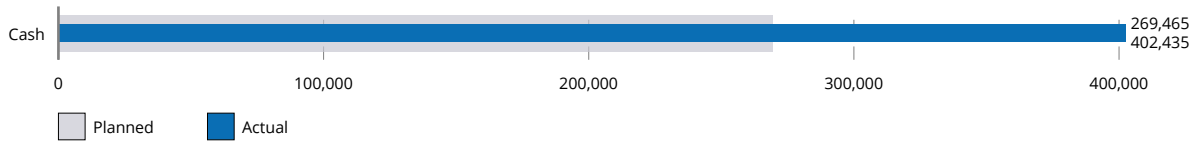
US\$ 402,435

total actual cash transferred in 2019
of \$US 269,465 total planned

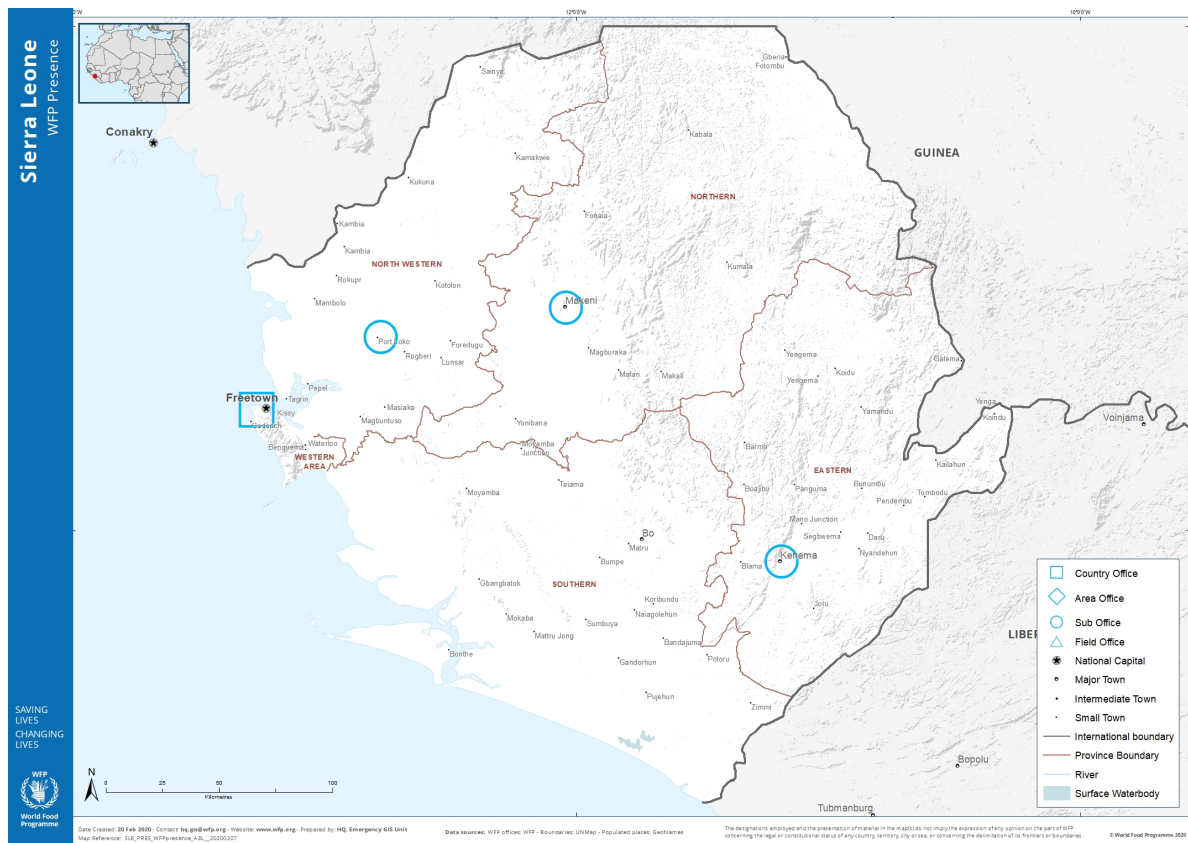
Annual Food Transfer



Annual Cash Based Transfer and Commodity Voucher



Context and Operations



Sierra Leone is a small low-income and food-deficit country located on the coast of West Africa with a population of about 7.7 million with 3.7 million men and 3.9 million women. Agriculture employs almost two-thirds of the population and nearly 75 percent of the land is suitable for crop cultivation. Overall, the last report of the Food Security Monitoring System (FSMS) conducted in August 2019 showed a deterioration of the food security situation since September 2018 – the last data collection also during the lean season – with the total food insecure population increasing from 43.7 percent to 53.4 percent. This implies that over half of the population of Sierra Leone (4.2 million people) are not consuming a sufficiently nutritious diet for healthy living. The August 2019 FSMS showed that 4.6 percent (364,605 people) of Sierra Leoneans are severely food insecure, an increase of 2.6 percent from September 2018. Sierra Leone ranked 185 out of 189 in the 2018 Human Development Index (HDI), and still classified as ‘fragile’ despite abundant natural and mineral resources, the country’s per capita has roughly the same as it was in 1970. Almost half of the country’s population (45.8 percent) is below 15 years of age and more than three-quarters are below the age of 35 years. Within this context, the youth underemployment rate was high at 70 percent and poverty remained disproportionately rural, with more than three-quarters of the poor living in rural areas.

Progress has been made in the education sector with 108 percent gross enrollment rate (GER) for primary school and a gross completion rate (GCR) at 77 percent. Quality persists as a major challenge regardless of increased access, with recent studies highlighting low performance of students in comparison to their regional counterparts. Poor learning outcomes prevailed throughout the school life cycle because of over-crowding, limited resources and facilities contributing to a national adult literacy rate of just 50 percent for the general population. Similarly, the health sector remains problematic with Sierra Leone having one of the highest maternal, infant and young child mortality rates globally and a population characterized by stubborn malnutrition rates. In 2017, the National Nutrition survey revealed that the national prevalence of global acute malnutrition (GAM) among children 6-59 months was 5.1 percent, moderate acute malnutrition (MAM) was 4.0 percent and severe acute malnutrition (SAM) rate was 1.0 percent. Inappropriate feeding practices on breastfed or weaned children and low level of exclusive breastfeeding remain a large malnutrition factor, with 41 percent of children under 6 months are not exclusively breastfed.

According to the findings of the National Strategic Zero Hunger Review (ZHSR) in 2019, diversification and modernization of livelihoods — especially those of rural populations — continue to challenge the overall food security in the country. Although agriculture is the mainstay of Sierra Leone’s economy, it is characterized by small-scale subsistence farming. Key drivers of food insecurity include low agricultural productivity and investment, poverty, weak adaptive capacity, poor infrastructure, lack of access to safe water, gender inequality, lack of educational opportunities and lack of income generation diversification.

In 2019, the previous 2018 transitional interim country strategic plan (T-ICSP) was continued to meet key contributions towards Sustainable Development Goal (SDG) 2. Strategic outcome 1, focused on meeting the basic food and nutrition needs during and in the aftermath of crises of those affected by shocks through unconditional cash and food transfers

(Activity 1: contingency relief food assistance either through in-kind food or CBT). Strategic outcome 2, aims to meet the basic food and nutrition needs all year round of chronically food-insecure populations in targeted areas in Sierra Leone (Activity 10 school feeding). Strategic outcome 3, aims to improve the nutritional status by 2020 of children and pregnant and lactating women and girls (PLWGs) in districts with the highest rates of stunting and acute malnutrition as well as malnourished people living with HIV (PLHIV) and TB nationwide (Activity 3 malnutrition prevention, Activity 4 MAM treatment and Activity 5 food-by-prescription assistance to PLHIV). Strategic outcome 4, focuses on improving livelihoods and resilience of food-insecure smallholders and communities in targeted areas throughout the year and to increase their productivity and boost resilience (Activity 6 food assistance for assets (FFA)-based livelihood support). Whilst strategic outcome 5, working towards SDG 17, focuses on strengthening the capacity of national institutions to deal with chronic food insecurity and improve rapid response capabilities.

CSP financial overview

In 2019, the transitional-interim country strategic plan (T-ICSP) was 77 percent funded against the needs-based plan; however, 32 percent of which being carryover funds from the previous operations and 25 percent flexible multilateral funding. Funding for the T-ICSP increased in comparison to 2018 when only 17 percent of funds were received with the majority being carryover funds.

Delays in funding or under-funding coupled with the late arrival of some food items due to the limited availability and quality problems with fortified food products threatened WFP's ability to provide a full package of food assistance to vulnerable groups. However, WFP largely mitigated the negative effects of such pipeline challenges in the middle to long-term through internal financing and loan mechanisms. The country office addressed funding challenges through the development and implementation of a new resource mobilization strategy coupled with a new communication/partnership strategy.

The T-ICSP underwent four budget revisions during implementation in 2019. The first Budget Revision (BR) in 2019 incorporated WFP's support for the supply chain and the capacity strengthening of the Government-funded national school feeding programme under the Strategic Outcome 5.

The TICSP's budget was revised for the third time which extended the implementation of the plan by six months until 31 December 2019. This further extension in time allowed WFP to engage in substantive strategic discussions with the Government and development partners with a view to ensuring that the country strategic plan (CSP) for 2020–2024, which was approved by WFP Executive Board, was aligned with the new national development plan and recommendations derived from the Zero Hunger strategic review. The revision also allowed alignment with the United Nations Development Assistance Framework (UNDAF) for Sierra Leone, which was extended until December 2019.

A fourth budget revision was required to adjust the planning beneficiary plans by 15,000 children to meet the needs which increased since the beginning of the school year 2018/2019.

In terms of the financial risks, it was expected that currency depreciation would impact on willingness of vendors to sign Long-term Agreements (LTAs) in local currency. As a result, WFP negotiated various contracts in Leones as required by the Bank of Sierra Leone for the purchase of goods and services, while also committing the contract amount in US Dollars, even though service providers or vendors received payments in Leones. This has mitigated any change in prices caused by currency depreciation over time.

Programme Performance

Strategic outcome 01

Crisis-affected populations in targeted areas have met their basic food and nutrition needs during and in the aftermath of crises

Needs-based plan	Implementation plan	Available resources	Expenditures
\$161,125	\$0	\$17,166	\$15,486

This strategic outcome towards crisis response served as a tool to protect and restore the food security and nutrition status of targeted populations who have been affected by a health and non-health related shocks. This outcome was 20 percent funded against the original needs-based plan, and funds used under this activity were mostly carryover from previous projects (the protracted relief and recovery operations (PRRO) and the immediate response emergency operation (IR-EMOP)). Even though this activity was not well funded, the actual needs caused by shocks such as floods during the year 2019 were rather small and fully covered by the mobilized resources.

Sierra Leone is highly prone to natural disasters, particularly flooding events and storms during the height of the rainy season (August – September) in addition to fires and disease outbreaks. During 2019, WFP provided lifesaving assistance to 1,353 vulnerable households (6,765 beneficiaries) in Bo, Kailahun, Kenema, Pujehun and Western Area Urban districts affected by sudden onset crises in close collaboration with government counterparts, particularly the Office on National Security (ONS), Freetown City Council (FCC), District Councils and the Sierra Leone Red Cross Society (SLRCS) to ensure that they could meet their basic food and nutrition needs. Additionally, to ensure inter-agency operational preparedness and readiness to respond to crises, WFP led and coordinated a United Nations Inter-Agency Emergency Preparedness Response (EPR) working group, which met systematically from June 2019 onwards to ensure a One UN approach to delivering relief during emergencies. As a preparedness measure, in May of 2019, WFP and SLRCS developed a standby partnership agreement for rapid activation in the event of a sudden onset crisis.

In March 2019, WFP provided a one-month household food ration to 387 households in the urban slum of Kroo Bay, Freetown, Western Area Urban, where dwellings were destroyed by a fire disaster. Food provided under crisis response comprised of a one-month household ration of rice, pulses and vegetable oil. At times due to pipeline breaks the entire food basket was not available. On these occasions, unavailable commodities were proportionately replaced with those in stock. Demonstrating the strong commitment of Government, WFP's food ration was complemented by ONS distributing other non-food items. WFP food assistance was invaluable to safeguarding the welfare of these highly vulnerable urban residents who had lost all their belongings as a result of the fire disaster.

During the height of the rainy season in August and September 2019, WFP played a pivotal role in supporting flood response activities. In 17 rural communities affected by flooding disasters in the eastern and southern provinces, WFP provided in-kind food assistance to 966 households, with this assistance critical considering low service delivery among by other partners in these areas in addition to the pre-existing poverty of affected households. In rural areas, WFP worked in close collaboration with respective District Disaster Management Committees (DDMCs), including participating in Multi-Indicator Rapid Assessments (MIRAs) and supporting beneficiary targeting and registration. WFP and SLRCS partnership also contributed toward strengthening the integration of relief assistance provided to affected households, with SLRCS simultaneously distributing non-food items.

In August 2019, In Western Area Rural and Urban, WFP assumed a more technical role to support flood response activities rather than providing in-kind assistance. The decision for WFP to take a technical role was in response to a consortium of non-governmental organizations (NGOs) receiving support from donors to provide food assistance and non-food items in the form of a cash-based transfer (CBT), and thus any further food assistance would have been a duplication of efforts. To ensure that support provided by the NGO consortium was enough to ensure that households could meet their immediate food and nutrition needs, WFP provided technical guidance including the value of the CBT.

To ensure a rapid and precise response to flooding in the Western Area Rural and Urban districts, WFP developed a streamlined, digitized MIRA tool to enable teams comprised of government counterparts and development partners to quickly collect information to guide the provision of relief. To expedite effective beneficiary identification and registration to ensure provision of relief within the first 72 hours, WFP developed another digitized tool at the request of ONS, FCC and Western Area Rural District Council (WARD-C) using WFP's Mobile Data Collection and Analytics (MDCA) tool platform for data collection. Once tailored tools were finalized, WFP also provided training to 60 government counterpart and NGO partner staff who conducted assessments and targeting exercises. WFP seconded a technical expert at the ONS situation room who worked round the clock to ensure the timely analysis of data and compilation of beneficiary lists to enable partners to provide timely relief support. Development of these digitized tools contributed toward significantly reducing the lead time in providing relief households affected by flooding, as previously government had used paper-based systems which required time consuming data entry resulting in delayed support.

To understand the unique needs of women, adolescent girls and children, during MIRAs separate focus group discussions were held to provide a safe space for these vulnerable groups to raise protection concerns, with Focus Group Discussions (FSG) facilitated collaboratively by government counterparts and United Nations agencies. To ensure timely provision of food assistance, affected households were immediately registered by the joint team after the initial assessment, which included the collection and collation of gender and age disaggregated data by affected household. Identification and registration of affected households was conducted jointly with community leaders who validated authenticity of claimants through their local knowledge. To assure the protection of affected populations, WFP and ONS coordinated closely with specialised United Nations agencies, United Nations Children's Fund (UNICEF) and United Nations Department of Safety and Security (UNDSS), as well as NGOs, including SLRCS and the Sierra Leone Police that assisted with security when appropriate during beneficiary registration and food distributions. Vulnerable groups, including the elderly, pregnant women, persons with disabilities were prioritized, receiving fast-tracked food assistance and specialized support to transfer their food ration to their households.

To operationalize the recommendations of the After-Action Review (AAR) of the August 2017 mudslide and flooding event in Western Area Rural and Urban, WFP led an Inter-Agency EPR working group that met regularly to promote a One UN approach to crisis response. As per the AAR, the inter-agency team was comprised of "first responder" agencies (P1) and sister-agencies specializing in vulnerability in response (P2). A key preparedness measure instituted by the EPR working group was the formulation of an *Interagency Flood Response and Landslide Action plan*, which included defining agency focal points and alternates, developing an inventory of available relief items in-country by agency, mapping inter-agency infrastructure and identifying gaps based on the scenario planning of the 2015 National Flood Response Plan. From July 2019, aligned with the beginning of the heavy rains, the EPR working group met on a weekly basis chaired by WFP, with each organisation providing contextual and operational updates which were systematically documented, and minutes shared. The EPR Inter-Agency working group had formulated a Multi-Hazard Response Plan to provide a framework for crisis response activities in 2020.

There were no outcome monitoring activities undertaken due to the short-term and small-scale nature of crises that WFP responded to during 2019.

Strategic outcome 02

Chronically food-insecure populations in targeted areas in Sierra Leone have met their basic food and nutrition needs all year-round

Needs-based plan	Implementation plan	Available resources	Expenditures
\$3,946,274	\$838,987	\$1,907,053	\$1,610,898

This strategic outcome focused on building resilience to targeted populations, providing food assistance, based on vulnerability, to chronically food-insecure populations. This outcome was 89 percent funded against the needs-based plan. As a result, school children in Pujehun and Kambia districts continued to receive their complete food basket throughout the year. Available resources from SRAC enabled WFP to reach additional beneficiaries in three districts.

WFP during the year 2019 continued supporting direct implementation of school feeding in support of the National School Feeding Programme (NSFP) which is a priority under Government's flagship free quality school education, reaching with food to over 130,000 primary schoolchildren, with almost equal number of boys and girls in 142 government and government-assisted schools selected in the most food-insecure chiefdoms in Kambia and Pujehun districts, which are in the Northwest and Southern Regions respectively. WFP also provided school meals to an additional 74,000 school children in Bonthe, Kailahun and Karene Districts upon the request of the Government of Sierra Leone to fill the gap before the resumption of the government-funded National School Feeding Programme. Furthermore, in September 2019 WFP and the Ministry of Basic and Senior Secondary Education (MBSSE) signed a Memorandum of Understanding to implement school feeding in seven districts, formalizing the Government's contribution of US\$4.5 million for the procurement and delivery of food commodities, undertaking a school assessment, project monitoring and capacity strengthening activities, underscoring national commitment to school feeding. WFP is still awaiting receipt of funds from the Government but anticipates commencing implementation during the 2019/20 academic year.

The number of children in WFP assisted schools during the year 2019 increased by nearly 20 percent, which stakeholders attribute to the impact of the free quality education campaign and the consistent implementation of school feeding. With WFP's integrated approach, communities and families of the children supported by the school feeding programme benefited from complementary health and nutrition activities including training in basic hygiene. With sensitization and support of WFP and its cooperating partners (CPs), schools and communities provided storage space and workforce for offloading the commodities on arrival at the schools. The School Feeding Management Committees (SMCs) also provided firewood for fuel while Mother Support Groups contributed condiments such as fish,



palm oil, bean, green and other fresh vegetables and volunteer as cooks on rotational basis. With support of the CPs, all schools have maintained gardens for practicing agricultural skills and supplying fresh vegetables for nutritious school meals.

WFP trained the SMCs (426) and school authorities (308) on monitoring and reporting tools and provided visibility materials including posters indicating food ration and entitlement and beneficiary feedback mechanisms in all targeted schools. Non-food items were provided including plates, tablespoons, large spoons, bowls, pots and aprons for the cooks. To ensure real-time data collection and transmission and contribute to improved monitoring and coverage, WFP trained the CPs "KOBO COLLECT" an online data collection and reporting tool. Post distribution monitoring report showed a 2 percent increase in the attendance rate compared to 2018 with over 80 percent of girls in attendance. Also, the school feeding programme contributed to a 10 percent increase in enrollment in WFP supported schools though the free quality education initiative was the main driver.

Strategic outcome 03

Children and pregnant and lactating women and girls in districts with the highest rates of stunting and acute malnutrition as well as malnourished people living with HIV/TB nationwide will have improved nutritional status by 2020.

Needs-based plan	Implementation plan	Available resources	Expenditures
\$7,755,876	\$1,340,933	\$1,667,079	\$1,165,585

Activities implemented under strategic outcome 3 focused on addressing the causes of malnutrition among vulnerable populations, specifically children, pregnant and lactating women (PLW) and adolescent girls, in addition to People Living with HIV (PLHIVs) and tuberculosis (TB). Improving nutritional status of these vulnerable groups was advanced through the provision of specialized, nutritious food complemented by Social Behavioral Change Communication (SBCC) to targeted groups and strengthened public-private partnerships. The outcome was 36 percent funded against the needs-based plan. Delays in funding or underfunding coupled with the late arrival of some food items due to the limited availability and quality problems with mixed nutritious products limited WFP's ability to support the beneficiaries with a full assistance package.

Partnerships to improve nutritional status of vulnerable groups

Activities were implemented in collaboration with the Ministry of Health and Sanitation (MOHS), specifically the Directorate of Food & Nutrition (DFN). To support PLHIVs and people living with TB, WFP also worked in partnership with a number of other stakeholders, including: the Network of HIV Positives (NETHIPS), Voice of Women (VOW), Society of Women and AIDS in Africa (SWAASL), National Aids Secretariat (NAS) and National Tuberculosis Control Programme (NTCP). To strengthen coordination with other nutrition stakeholders and to ensure a multi-sectoral approach, WFP worked in partnership with other government agencies including the Scaling Up Nutrition (SUN) Secretariat and the REACH network.

Deliver SBCC in combination with the provision of nutritious food to targeted PLW/G and children 6-23 months, and strengthen public-private partnerships

To reduce the high prevalence of chronic malnutrition ("stunting"), WFP implemented a stunting prevention initiative in collaboration with the MOHS through its Directorate Food and Nutrition targeting Moyamba and Pujehun districts in the southern province. These districts were selected based on having the highest prevalence of stunting nationally (Pujehun, 38.7 percent; Moyamba, 35.1 percent). In Moyamba district, WFP targeted 100 Peripheral Health Units (PHUs) across all 13 chiefdoms, whilst in Pujehun district, WFP targeted 18 PHUs in three chiefdoms (Peje, Soro Gbema and Sowa), prioritizing those with the highest rates of food insecurity in the district due to funding shortfalls. During 2019, stunting prevention activities targeted planned beneficiaries of 106,503 (37,929 children 6-23 months, 68,574 PLW). However, actual beneficiaries reached a total of 40,217 beneficiaries which could be attributed to funding shortfalls within the implementation period.

Stunting prevention activities were implemented in collaboration with District Health Management Teams (DHMTs) through PHUs - community-level health facilities - targeting children 6-23 months and PLWs (1,000 days critical window period) with specialized nutritious food (Super Cereal for PLWs and Nutributter/Super Cereal Plus for children 6-23 months). Provision of specialized nutritious food was combined with SBCC to foster long-term behavioural change to prevent stunting, with SBCC activities including on-site counselling in improved Infant and Young Child Feeding (IYCF) nutrition and hygiene practices (exclusive breastfeeding, complementary feeding and health-seeking behaviour (growth monitoring, immunization, etc.)) and awareness posters displayed in prominent places at the PHUs.

The Post Distribution Monitoring (PDM) exercise for the stunting prevention activity showed that the minimum dietary diversity among women was 50.8 percent. Continuous counselling at PHU level and SBCC integrated service help to show improvement over the year. To build capacities of vulnerable smallholder farmers targeted under WFP's food assistance for assets (FFA) project, 132 farmers (66 women) were trained in the production of nutritious food crops and improved nutrition practices. For long-term sustainability, nine Ministry of Agriculture and Forestry (MAF) extension workers, Ward Counselors and District Nutritionists were also trained to capacitate them to provide continuous site level support.

To guide planned scale-up of stunting prevention activities to Kambia district in the North-west province, WFP undertook an analysis of available food security and nutrition data to guide the targeting of chiefdoms and beneficiaries. Moving forward, stunting prevention will be the focus of nutrition activities, with WFP seeking to strengthen multi-sectoral efforts by augmenting collaboration with partners through the SUN and REACH networks.

Provide moderate acute malnutrition (MAM) treatment, through targeted supplementary feeding and SBCC for children aged 6-59 months and for pregnant and lactating women (PLW/G)

To support vulnerable PLW and children aged 6-59 months to recover from MAM, WFP and MOHS implemented a treatment of moderate acute malnutrition programme in four districts (Kambia and Port Loko in the North Western province; Kenema in the Eastern province and Bonthe in the Southern province). This programme was implemented through 353 PHUs, providing malnourished beneficiaries with specialized nutritious food (Super Cereal for PLWs and Super Cereal plus for children aged 6-59 months) to improve their nutrition status until they met discharge criteria. In 2019, under the treatment of moderate malnutrition programme WFP assisted 11,443 beneficiaries, exceeding the plan to reach 7,880 (by 145 percent). A potential justification for surpassing the plan is attributed to inadequate follow-up of patients after receiving treatment, resulting in defaulting and re-registration into the programme.

Based on a recommendation of the external evaluation of WFP's previous protracted relief and recovery operation (PRRO), WFP provided training and supportive supervision to government health staff in data management and treatment protocols in preparation for a handover to the Government. Due to funding shortfalls, WFP was only able to train 18 DHMT staff as trainers across the four districts who were tasked with training health staff at PHU level.

To monitor the impact of the treatment of moderate acute malnutrition programme carried out through targeted supplementary feeding programme (TSFP) at the outcome level, WFP and respective DHMTs undertook routine monthly monitoring of targeted PHUs to review reports on cure and death rates. Overall, across the four districts, TSFP achieved a cure rate of 71 percent, a reduction on 2018 performance of 76 percent, and below the SPHERE standard (≥ 75 percent). Encouragingly, no deaths were reported. The PDM assessment also showed that nearly all (99.82 percent) targeted population have participated in adequate number of distributions.

To complement the recovery of In-Patient Facility (IPF) children receiving treatment for Severe Acute Malnutrition (SAM) from UNICEF, WFP provided food assistance (rice and vegetable oil) to 679 caregivers across 19 government health facilities. Provision of IPF support was critical in ensuring adherence to SAM treatment by incentivizing families to remain at health facilities to care for their children throughout their treatment.

In 2020, based on the low Global Acute Malnutrition rates (below intervention threshold of 5 percent) shown by the 2019 National Demographic and Health Survey and the 2017 Multi-Indicator Cluster Survey MICS 2017, WFP will phase-out of TSFP activities and refocus its nutrition support activities to focus on stunting prevention.

Provide nutritional assessment, counselling/support, and other services for malnourished people living with HIV/AIDS and TB

To support vulnerable PLW and children aged 6-59 months to recover from MAM, WFP and MOHS through its Directorate of Food and Nutrition implemented a nutrition treatment programme through TSFP in four districts (Kambia and Port Loko in the North Western province; Kenema in the Eastern province and Bonthe in the Southern province). TSF was implemented through 353 PHUs, providing malnourished beneficiaries with specialized nutritious food (Super Cereal for PLWs and Super Cereal plus for children aged 6-59 months) to improve their nutritional status until they met discharge criteria. In 2019, TSFP actually assisted 15,364 beneficiaries (6,858 children under 5yrs, 8506 PLW), which is by far lower than the planned beneficiaries of 24,090 which might be attributed to inadequate follow-up of patients during receiving treatment, resulting in defaulting and weak registration and reporting into the programme.

WFP provided training and supportive supervision to government health staff in TSFP data management and treatment protocols in preparation for handover to Government. However, due to funding shortfalls, WFP was only able to train 18 DHMT staff as trainers across the four target districts, who were in turn tasked with training health staff at the PHU level.

Strategic outcome 04

Food-insecure smallholders and communities in targeted areas have improved livelihoods and resilience throughout the year

Needs-based plan	Implementation plan	Available resources	Expenditures
\$1,371,438	\$985,779	\$2,929,057	\$1,288,498

This strategic outcome focused on WFP's assistance to food insecure communities in shock-prone areas creating and strengthening productive assets, enhancing skills in improved farming techniques and value addition, and linking them to markets to build resilience against climate and other risks. This outcome was 94 percent funded against the needs plan allowing all planned activities to be implemented.

WFP implemented Smallholder and Agricultural Market Support (SAMS) activities targeting the most food insecure chiefdoms in eight districts (Bombali, Falaba, Kambia, Karene, Kenema, Koinadugu, Port Loko, Pujehun, Tonkolili), reaching (55 percent women) most vulnerable farming households (30,865 beneficiaries). To build future market linkages between supported farmers and primary schools under the future Home-Grown School Feeding initiative, the targeting of communities with a WFP-supported primary school was prioritized. SAMS activities sought to address constraints faced by farmers along the agricultural value chain from production to marketing. Importantly, activities contributed to building resilience by supporting farmers to embrace more sustainable and productive farming methods and techniques, in addition to encouraging more diversified, nutrition-sensitive agricultural production and strengthening capacities in post-harvest management, value-addition and marketing. Specific problems faced by farmers that strategic outcome 4 activities sought to address included: effects of climate change that negatively impacted rain-fed upland production systems, WFP used the three-pronged approach (3PA) to resilience building, including operationalizing community-identified food security initiatives in two areas where Community Action Plans (CAPs) had been developed in 2018, in addition to facilitating four further Community Based Participatory Planning (CBPP) approaches in Kenema, and Tonkolili.

During 2019, food assistance for assets (FFA) – a conditional transfer based on beneficiaries dedicating their labour to the creation of community agricultural assets that can be provided in-kind or in the form of a cash-based transfer (CBT) – WFP assisted 6,173 farming households (representing 30,865 beneficiaries). Some 4,268 smallholder farming households (21,340 beneficiaries) received in-kind FFA to develop small-scale lowland irrigation systems for year-round cultivation of rice and other crops in addition to upland vegetable gardens of nutritious vegetables. In Pujehun district, 1,905 households (9,525 beneficiaries) received CBT. WFP worked in partnership with its Financial Service Provider (FSP) Ecobank. FFA-supported lowland development activities were implemented in partnership with the Ministry of Agriculture and Forestry (MAF) under a Memorandum of Understanding at a central level and implementation agreements with MAF district offices. WFP partnered with MAF in recognition of their technical expertise, field presence and complementary in terms of their capacity to provide improved, short duration seeds and fertilizer to farmer organizations (FBOs) on a loan basis. WFP also provided agricultural tools to each farmer organisations to support engineering activities. To strengthen community capacities for long-term sustainability, WFP and MAF supported 32 “youth contractors” (young people with technical knowledge in agriculture) previously trained by MAF, including providing three-days intensive training in lowland irrigation system development. MAF youth contractors also received monitoring and mobility support to enable them to technically backstop MAF counterparts during irrigation system development activities by providing peer support to other farmers in their neighbouring communities. To further build capabilities of 32 youth contractors, they also attended a two-day training organised by MAF and the Japanese International Cooperation Agency (JICA) in improved rice cultivation methods. With the training received, youth contractors were able to provide technical oversight to the development of irrigation systems in their neighbouring communities, ensuring that structures developed were durable and to a high standard, in addition to cascading training in improved agronomic practices at the community-level to their peers, in addition to encouraging the full participation of youth in the project.

Between February and June 2019, 85 targeted FBOs successfully developed and rehabilitated 808 hectares of lowland irrigation systems, almost twice the achievement of 2018 (414 hectares). Another key achievement was MAF's timely supply of short duration (3 months) rice seeds (NERICA L-19 variety) and fertilizer on a loan recovery basis to all 85 targeted groups, contributing to FBOs achieving average yields of over 2mt/hectare, more than double the national average (0.8/hectare). By empowering farmers to cultivate in lowlands through irrigation system development, the majority of FBOs undertook second cropping, enabling them to further increase their production and improve their food security.

In complementary with Bilateral Trust Fund Project (BIL 201122), to enhance post-harvest management (PHM) practices of targeted FBOs to reduce post-harvest losses, improve quality of rice produced and increase farmer incomes, WFP and MAF implemented training in improved PHM, value addition and market linkage. Under BIL 201122, two lead



farmers from 45 FBOs (total 90 farmers) in Kenema, Pujehun and Tonkolili (districts targeted under JBP) were trained. Additionally, all 32 youth contractors from the targeted eight districts also attended the training to build community-level capacities to cascade knowledge to other farmers. PHM training was implemented just before FFA supported farmers harvested their rice to ensure that the skills taught were immediately practically implemented to reduce post-harvest losses. To address constraints faced by farmers to dry and store their rice, WFP distributed tarpaulins and jute bags to FBOs in Kenema, Pujehun and Tonkolili. Under a Memorandum of Cooperation with JICA, WFP also donated sets of agricultural machinery (power tiller, rice mill and rice thresher) to four high performing FBOs, in addition to training 48 machine operators (50 percent women) ineffective use and maintenance of machines. WFP and JICA also developed by-laws to sustainability govern the use of machinery donated and record-keeping templates, the products of which will be used as a best practice to guide future asset transfers to FBOs nationwide. Provision of power tillers to high performing groups enabled them to increase their efficiency and production, whilst donation of processing machinery both reduced post-harvest losses and reduced the labour burden borne by women who would otherwise undertake this task manually.

WFP and each MAF district office established dedicated message groups to enable MAF extension staff to report progress, communicate and troubleshoot challenges and use pictorial and video evidence of work progress. Each MAF extension worker utilized this platform to submit their fortnightly reports, thus ensuring that WFP was continuously kept abreast of project progress.

During the lean season (June – September), WFP in collaboration with BRAC Sierra Leone implemented a nutrition-sensitive agriculture initiative targeting 57 rainfed, upland schemes (2.3 hectares each) totalling 131 hectares in Kambia and Pujehun districts to cultivate vegetables. This activity sought to improve access to food during the lean season, which was particularly intense as an impact of erratic rainfall patterns that reduced food production. Direct participants were majority women (60 percent) who received 40 days in-kind FFA. Each group of 20 farmers received agricultural tools, regular community-level training in improved agronomic practices and improved seeds (spinach, okra and groundnut) and vitamin-A rich Orange Fleshed Sweet Potato (OFSP) vines and yellow cassava cuttings. In Pujehun district, this initiative targeted the same 30 communities where lowland irrigation systems had been developed to encourage the cultivation of nutritious vegetables during the dry season to ensure uninterrupted access to nutrient-rich, fresh vegetables. In the short-term, this lean season initiative contributed to augmenting food security of vulnerable households through FFA.

A post-distribution monitoring (PDM) exercise on FFA activities showed an overall positive impact on the food security of assisted households. For food consumption score (FCS), the PDM showed a reduction in the proportion of households with “poor” FCS, from 37.27 percent (2018) to 22.2 percent (2019). Compared to 2018, the PDM reported an overall increase in the proportion of households engaging in negative food-based coping strategies, rising from 10.47 to 14.37 on average. This slight deterioration mirrors national food security trends as shown by WFP and MAF food security monitoring system (FSMS) data. The PDM showed an increase in the proportion of households spending over 65 percent of their total income on food, from 44.45 percent in 2018 to 57.72 percent in 2019.

Strategic outcome 05

Capacities of national institutions are strengthened to address chronic food insecurity and improve rapid response capabilities by 2019.

Needs-based plan	Implementation plan	Available resources	Expenditures
\$13,427,899	\$7,512,116	\$508,159	\$450,917

This strategic outcome focused on resilience building directly with Government counterparts to address challenges in national implementation and governance structures through a multi-sector approach. This outcome was 7 percent funded against the needs-based plan. This affected support to long-term capacity strengthening activities for partners especially the disaster management agency, Office of National Security.

For strategic direction and guidance in the school feeding sector, WFP continued to advocate for the draft the National School Feeding Policy and report of a diagnostic exercise “System Approach for Better Education Results (SABER)” to be endorsed and released. However, the SABER report still needs to be published while the draft policy needs to be validated by the Ministry of Basic and Senior Secondary Education (MBSSE) and partners and submitted to parliament for endorsement.

WFP trained 16 MBSSE staff and 32 enumerators in September 2019 on assessment methodologies and use of mobile tablet devices and online application to collect school data. After the training MBSSE staff and the enumerators participated in the school assessment conducted in October 2019 under the supervision of WFP and other partners including UNICEF. The assessment results were jointly analysed, validated and presented by WFP and the MBSSE

counterparts.

WFP supported the government of Sierra Leone through the Ministry of Planning and Development (MoPED) and the Ministry of Agriculture and Forestry including relevant line ministries and agencies to complete a comprehensive Zero Hunger Review Report, that was launched in October 2019.

To ensure implementation of quality nutrition intervention, WFP in collaboration with the Directorate of Food and Nutrition (DFN) provided training to DHMT and health facility staff in project monitoring and reporting. A total of 16 PHU staff from four districts (Kenema, Kambia, Port Loko & Bonthe) were trained on the Targeted Supplementary Feeding Programme implementation protocol in preparation of the handover of this activity to the Government. In addition, 18 DHMT staff members from Pujehun district were trained on stunting prevention practices. Despite making progress, there is a need to invest in further capacity building of existing health personnel to further enhance sustainable quality service provision. Capacity building remains the main priority area in 2020.

To improve nutrition counselling skills, WFP worked in collaboration with Ministry of Health and Sanitation (MOHS) to develop training materials and provided training to 150 health facility staffs, community health workers, PLHIV support groups and partners in nutritional care and support to PLHIV and TB. In addition, 29 DFN, NLTP and NACP staff from seven districts were trained as trainers in nutritional care and support to PLHIV and TB. In 2020, these 29 trainers will serve as key resource persons in rolling out the Nutritional Care and Support Guidelines for HIV and TB. Beyond implementing basic training, WFP actively participated in the national nutrition working group, the National Nutrition Optima exercise (nutrition intervention costing) and the Knowledge, Attitude and Practices (KAP) study on community nutrition behaviour to support the formulation of the National SBCC Strategy.

To strengthen national capacities to address chronic food insecurity, WFP in collaboration with the Ministry of Agriculture and Forestry and key government agencies conducted two rounds of the Food Security Monitoring System (FSMS) that supported the Regional Harmonise Framework in the Sahel and West Africa. The first FSMS was implemented in February 2019 – the immediate post-harvest period – whilst the second assessment was conducted in August 2019 at the height of the lean season. This approach enhanced understanding of the dynamics of food insecurity at different times of the year, the evidence of which was in turn utilized by food security and nutrition stakeholders to guide targeting and design responsive programmes. In February 2019, WFP trained 120 government staff from MAF and the DFN of the MOHS in digital data collection on the Open Data Kit (ODK) platform using mobile phone devices. To consolidate this capacity strengthening, in August 2019 a refresher training was conducted to government counterparts. In April 2019, 18 MAF Planning Evaluation Monitoring and Statistics Division (PEMSD) staff were trained on Market Price Monitoring using mobile phones devices that supported the monthly price data collection exercise and data was uploaded in the vulnerability assessment mapping (VAM) portal for regional analysis and comparison of food prices. Price monitoring data collected used to produce a bulletin and a report on food price fluctuations and general macroeconomy of Sierra Leone.

To build the capacities of national institutions to respond to disasters, WFP in collaboration with Office of National Security (ONS) and the International Office of Migration implemented two trainings in disaster preparedness and response. The trainings were implemented in June 2019 to ensure operational readiness before the start of the heavy rains, and targeted 53 government staff from ONS district offices, Ministry of Social Welfare, Gender and Children Affairs (MSWGCA), Statistics Sierra Leone and the National Civil Registration Authority. Each training lasted five days and included capacitating staff on how to undertake post-crisis assessments using the MIRA tool on the Open Data Kit platform, in addition to providing training on how to use a digitalized beneficiary targeting tool. To ensure that technical skills taught could be practically applied, IOM complemented the training by undertaking simulation exercises. A key gap observed from implementing this exercise was a lack of awareness of decentralized crisis response stakeholders of the National Flood Response Plan, implying that more efforts need to be made on disseminating this nationwide to ensure operational readiness.

During the August 2019 flood response, as indicated in strategic outcome 1, WFP performed a key technical support role by developing digitalized beneficiary targeting tools and undertaking timely data analysis to identify which affected households met the case definition. This process included temporarily assigning an information communication technology (ICT) staff member to work in the ONS situation room. During this process, a number of key capacity gaps in terms of information management, data storage and analysis, monitoring and reporting and coordination were observed, with WFP Sierra Leone sharing this information with UNOCHA and working in collaboration with the Resident Coordinator's Office to advocate for an Information Management specialist to be seconded to work at ONS central office. The OCHA Information Specialist was primarily supported by WFP throughout his mission, with key achievements including instituting an online 5W (who, what, where, when and why) tool to be filled in by partners to enhance coordination of the future response.

Cross-cutting Results

Progress towards gender equality

Improved gender equality and women's empowerment among WFP-assisted population

In Sierra Leone, land is predominantly owned by men and transferred inter-generationally to men. Therefore, women often lack access to land rights for arable land. Even when women can access land, lack of ownership creates a disincentive to invest time and resources into sustainable farming practices lowering production and resulting in less income and food for the household. To contribute to addressing this, WFP in partnership with the Ministry of Agriculture, Forestry and Food Security advocated for the incorporation of women into leadership positions of farmer-based organizations (FBOs) to emphasise the key role that women perform in boosting agricultural production. WFP also worked with the Ministry of Basic and Senior Secondary Education and school authorities to promote representation of women in school management committees and empowering Mother Support Groups engaged in agriculture to contribute more condiments to the school feeding programme. WFP and its cooperating partners promoted nutrition of mothers, girls' education, and women's participation in asset creation activities. The food assistance for assets (FFA) project made a significant contribution towards promoting gender equality in targeted communities. Community-based Participatory Planning (CBPP) provided women an unprecedented opportunity to contribute toward the design of Community Action Plans and projects to advance the needs of women and girls. The nutrition-sensitive agriculture initiative contributed toward enhancing the economic empowerment of targeted women, as vegetable and groundnut production is culturally undertaken by women. Post-harvest management training or trainers targeted 50 percent women, both contributing toward capacitating women on how to improve the quality and add value to their produce. WFP and JICA's joint initiative to train agricultural processing machinery operators targeted 50 percent women, providing women with an unprecedented opportunity to build their capabilities in a traditionally male-dominated sector, contributing toward gender transformation in their communities. The FFA as a cash-based transfer (CBT) activity in Pujehun district also significantly economically empowered women participants who reported to utilizing funds received to expand their businesses and support their children's education. To elevate the position of women in their communities, food management committees for FFA activities were comprised of a minimum of 60 percent women. And nearly 40 percent of PLHIVs supported with CBT activity were women. In addition, WFP provided food support under its targeted supplementary food program for women of underage pregnancy. Of the total number of 130,000 primary school children reached with WFP food assistance, 48 percent are boys while 52 percent are girls, showing almost equal number of beneficiaries of both genders. As a way of empowering the mother support groups to become more productive and able to contribute more condiments, the Cooperating Partner, Pure Heart Foundation (PHF) have been linking the women in Pujehun District to the Ministry of Agriculture and Forestry (MAF) at the district office for assistance such as the provision of seeds, fertilizer, farming equipment and extension services.

Protection

Affected populations are able to benefit from WFP programmes in a manner that ensures and promotes their safety, dignity and integrity

Activities implemented by WFP are mostly in rural areas where beneficiaries may have to cover distances to access food assistance. Women like their male counterparts do engage in labour-intensive activities such as brushing and ploughing in addition to weeding and bird-scaring. Also, women who cook, do so using unsafe cooking methods such as firewood. This has health implications considering the fact that according to World Health Organization, thick acrid smoke rising from stoves and fires is associated with around 1.6 million deaths per year in developing countries.

The health and security of beneficiaries were primary concerns throughout the implementation of the project. Ensuring that the food and nutrition assistance was delivered in safe and dignified conditions were key considerations throughout food distributions and have been integrated at the different stages of programming, including data protection and privacy principles and considerations when processing beneficiary personal data. For example, each beneficiary was registered using the SCOPE platform (WFP's beneficiary information and transfer management platform) with anonymous codes. This helped to protect the personal data of beneficiaries even when lists were shared with the bank for payment. The staff of WFP and partners were also trained on beneficiary protection.

To ensure the protection of beneficiaries, distributions were done, where possible, inside targeted communities to minimize walking distances which may pose a protection risk. For food assistance for asset creation, and cash-based transfers, WFP security unit undertook pre-assessments of prospective payment sites prior to distributions, which were in turn overseen by representatives of Sierra Leone Police to maintain order and safeguard the wellbeing of beneficiaries.

Post distribution monitoring results showed that the majority of beneficiaries accessed assistance from WFP under all activities without protection challenges. Where incidents were reported at distribution points, most of the challenges resulted from difficulties in confirmation of personal details and disagreements about the quantities of food distributed or beneficiary entitlements. In most of these cases, the safety constraints did not result in the beneficiary being unable to access the distribution site.

Accountability to affected populations

Affected populations are able to hold WFP and partners accountable for meeting their hunger needs in a manner that reflects their views and preferences

WFP Sierra Leone has a beneficiary feedback mechanism with a dedicated staff, whereby beneficiaries can contact the organisation directly by using a toll-free hotline provided through partnership with the telecommunications service provider. Posters including a hotline, SMS number, email address, WhatsApp number and beneficiary entitlements were printed and displayed at every distribution site. To overcome literacy related barriers WFP/partner staff verbally briefed beneficiaries on their entitlements in addition to how they can access the beneficiary feedback mechanism using the local languages (Mende, Themne and Krio).

The beneficiary feedback mechanism helped to improve WFP programmes by identifying a range of issues including security, protection, fraud and food diversion. These issues were followed up and feedback provided to beneficiaries by returning their calls. In addition, the beneficiary feedback mechanism enabled WFP to gather information on how to improve the efficiency and effectiveness of its food assistance. Challenges faced in terms of implementing the beneficiary feedback mechanism included some beneficiaries not being prepared to share their identities to facilitate investigations. Another technical challenge faced was receiving a high volume of calls from the service provider bank customers, due to similar hotline number (3737) being used by the bank.

To ensure the smooth implementation and oversight of the school feeding programme, WFP and cooperating partners mobilized and sensitized school authorities and School Management Committees (SMCs). The SMCs which are comprised of community members, parents and teachers supervised the stock and distribution of the food. They also mobilized volunteer cooks within the community who prepared meals for the school children. This committee also coordinated the community contributions in terms of condiments, water that is safe for drinking and fuel/firewood for cooking.

Environment

Targeted communities benefit from WFP programmes in a manner that does not harm the environment

By supporting communities with food assistance for assets (FFA) to develop lowland irrigation systems, the asset creation and livelihood project made a critical contribution to environmental conservation. Traditionally, Sierra Leone's agricultural production system is characterised by shifting cultivation, resulting in pervasive deforestation (<5 percent primary forest coverage remaining). In contrast, by assisting and training farmers to practice lowland agricultural cultivation - a static production system - this initiative thus contributed toward reducing deforestation, land degradation and soil erosion. Furthermore, FFA targeted communities in Kenema located at the edge of the Gola Rainforest National Park, a critical area of biodiversity, thus contributing to protecting this valuable resource.

Another initiative adopted to conserve soil fertility under the FFA project was through discouraging farmers to burn lowland sites after brushing, and instead instructing that organic matter should be used for composting. This contributed both toward protecting soil fertility, reducing the need for chemical fertilizer and increasing yields.

WFP anticipated providing fuel-efficient stoves in the targeted primary schools under the Government school feeding. This would have reduced the amount of firewood for cooking the school meals, however, due to resource constraints, this has not been achieved but remains a key priority in 2020.

Peace & Livelihoods

Building peace and livelihoods in Sierra Leone

WFP and UNDP secured funds through the United Nations Peacebuilding Fund for Sierra Leone. The project officially launched in December of 2019 and is marked as a unique and different opportunity for the country. The peacebuilding project is a community-driven approach that aims to mitigate local conflicts between communities, government and private companies by building the capacities of national and local institutions which foster peace and inclusivity, promoting peaceful relations and the integration of women and youth farmers.

The project will benefit 2,500 people in Moyamba and Pujehun districts, where land acquisitions and widespread degradation of farming lands are having a deep impact on communities, who mainly rely on agriculture for their means of livelihood and have suffered a reduction in agricultural production, access to food and income.

The Office of the Vice President was the main government branch that initiated the project design process in partnership with national stakeholders, communities and the private sector, as part of efforts to advance the objectives of the 2019–23 Mid-Term National Development Plan and achievement of the United Nations Sustainable Development Goals (SDG). Activities were identified and shaped directly with communities on the basis of extensive grassroots consultations and evidence-based resources.

“One of the drivers of conflict has been the lack of resources. Sierra Leone is no longer a fragile country. We have moved even from peacebuilding to peace consolidation. We want to sustain the peace that has already been established in the country ... One of the issues that this project is intending to address is the issue of livelihoods, providing alternative means of livelihood for the people of Moyamba and Pujehun districts,” said Mrs. Frances Piagie Alghali, from the Office of the Vice President of Sierra Leone.

Data notes

Strategic outcome 01

No outcome monitoring activities were undertaken due to the short-term and small-scale nature of crises that WFP responded to during 2018 and 2019. Hence no follow-up values available.

Strategic outcome 02

2018 follow-up values for the outcome indicator "Enrolment rate" were not captured as the school feeding programme commenced in september 2018 and no primary or secondary 2017 enrolment data was available for the WFP supported schools to be used to calculate the enrolment rate.

With regards to the outcome indicators "Food Consumption Score" and "Consumption-based Coping Strategy Index (Average)", the implementation of the cash support to PLHIV (ART Clients) commenced in 2018, but outcome data was only collected during 2019 implementation.

Strategic outcome 03

The support to PLHIV was limited and TB activities were not implemented in 2019 therefore no 2019 follow-up outcome values were captured.

Strategic outcome 04

The Japanese Bilateral Project (JBP) was implemented in 2018 and 2019, but did not support aggregation systems, Hence, no follow-up value for the "Value and volume of smallholder sales through WFP-supported aggregation systems" indicator.

Progress towards gender equality

The support to PLHIV and TB activities were not implemented in 2019 therefore no 2019 follow-up cross-cutting results were captured. Out of 48 machine operators trained, 24 were women. Cross-cutting results for the "HIV Mitigation & Safety Nets" activity was only captured in 2019.

Protection

In 2018, follow-up values for the "Proportion of targeted people accessing assistance without protection challenges" indicator were not collected for the MAM treatment and Stunting prevention activities and in 2019 for the support to PLHIV/TB activities which were not fully implemented.

The "Proportion of targeted people who report that WFP Programmes are dignified" indicator is new hence the country office only collect values for this indicator under the FFA activity.

Accountability to affected populations

in 2018, follow-up values for the "Proportion of assisted people informed about the programme (who is included, what people will receive, length of assistance)" indicator were not collected for the MAM treatment and Stunting prevention activities and in 2019 for the support to PLHIV/TB activities which were not implemented.


Values for the "Proportion of project activities for which beneficiary feedback is documented, analysed and integrated into programme improvements" indicator were not collected in 2018 as the Beneficiary Feedback Mechanism was not fully functional.


Environment

Outcome or cross-cutting data relating to environment was not collected as no environmental screening was done before project implementation.

Figures and Indicators

WFP contribution to SDGs

 SDG 2: End hunger, achieve food security and improved nutrition and promote sustainable agriculture										
WFP Strategic Goal 1: Support countries to achieve zero hunger					WFP Contribution (by WFP, or by governments or partners with WFP Support)					
SDG Indicator	National Results			SDG-related indicator		Direct			Indirect	
		Female	Male			Overall		Female		Male
Prevalence of undernourishment	%			25	Number of people reached (by WFP, or by governments or partners with WFP support) to improve their food security	Number	131,077	94,918	225,995	225,995
					Number of people reached (by WFP, or by governments or partners with WFP support) in the context of emergency and protracted crisis response	Number	2,423	2,237	4,660	4,660
Prevalence of malnutrition among children under 5 years of age, by type (wasting and overweight)	% overweight	2	2.5	2.3	Number of people reached (by WFP, or by governments or partners with WFP support) with interventions to prevent and treat malnutrition (moderate acute malnutrition)	Number	12,072	3,292	15,364	15,364
Prevalence of stunting among children under 5 years of age	%	27.4	35.2	31.3	Number of people reached (by WFP, or by governments or partners with WFP support) with stunting prevention programmes	Number	31,507	8,710	40,217	40,217
Proportion of agricultural area under productive and sustainable agriculture	%			14	Number of hectares of land rehabilitated (by WFP, or by governments or partners with WFP support)	Ha			808	

 SDG 17: Strengthen the means of implementation and revitalize the global partnership for sustainable development										
WFP Strategic Goal 2: Partner to support implementation of the SDGs					WFP Contribution (by WFP, or by governments or partners with WFP Support)					
SDG Indicator	National Results			SDG-related indicator		Direct			Indirect	
			Overall					Overall		
Number of countries with mechanisms in place to enhance policy coherence of sustainable development	Number		1	Number of mechanisms (by type) developed (by WFP, or by governments or partners with WFP support) to enhance policy coherence (linked to zero hunger)	Number			3		
Number of countries reporting progress in multi-stakeholder development effectiveness monitoring frameworks that support the achievement of the sustainable development goals	Number		1	Number of partners participating in multi-stakeholder partnerships (including common services and coordination platforms where WFP plays a leading or coordinating role)	Number			17		

Foreign direct investments (FDI), official development assistance and South-South Cooperation as a proportion of total domestic budget	%		Dollar value of resources mobilized (by WFP) to increase government or national stakeholder access to financial resources to achieve the SDGs	US\$	23,988,745	
Dollar value of financial and technical assistance (including through North-South, South-South and triangular cooperation) committed to developing countries	US\$		Dollar value (within WFP portfolio) of technical assistance and country capacity strengthening interventions (including facilitation of South-South and triangular cooperation)	US\$	450,917	

Beneficiaries by Age Group

Beneficiary Category	Gender	Planned	Actual	% Actual vs. Planned
Total Beneficiaries	male	84,600	94,006	111%
	female	218,626	131,989	60%
	total	303,226	225,995	75%
By Age Group				
0-23 months	male	35,477	7,122	20%
	female	38,813	7,300	19%
	total	74,290	14,422	19%
24-59 months	male	6,368	7,540	118%
	female	6,974	8,502	122%
	total	13,342	16,042	120%
5-11 years	male	24,258	65,762	271%
	female	60,645	71,402	118%
	total	84,903	137,164	162%
12-17 years	male	7,581	3,376	45%
	female	10,916	12,711	116%
	total	18,497	16,087	87%
18-59 years	male	9,097	8,486	93%
	female	97,033	29,915	31%
	total	106,130	38,401	36%
60+ years	male	1,819	1,720	95%
	female	4,245	2,159	51%
	total	6,064	3,879	64%

Beneficiaries by Residence Status

Residence Status	Planned	Actual	% Actual vs. Planned
Resident	303,226	225,995	75%
Refugee	0	0	-
Returnee	0	0	-
IDP	0	0	-

Annual Food Transfer

Commodities	Planned Distribution (mt)	Actual Distribution (mt)	% Actual vs. Planned
Everyone has access to food			
Strategic Outcome: Strategic Outcome 01			
Rice	50	93	185%
Corn Soya Blend	8	0	0%

Commodities	Planned Distribution (mt)	Actual Distribution (mt)	% Actual vs. Planned
Iodised Salt	1	0	0%
Vegetable Oil	3	7	230%
Split Peas	8	12	153%
Strategic Outcome: Strategic Outcome 02			
Rice	1,316	948	72%
Iodised Salt	54	12	21%
Vegetable Oil	108	78	72%
Split Peas	324	233	72%
No one suffers from malnutrition			
Strategic Outcome: Strategic Outcome 03			
Rice	221	33	15%
Corn Soya Blend	2,213	477	22%
LNS	0	10	-
Ready To Use Supplementary Food	137	22	16%
Iodised Salt	3	0	0%
Vegetable Oil	81	59	73%
Peas	3	0	0%
Split Peas	41	3	7%
Smallholders have improved food security and nutrition			
Strategic Outcome: Strategic Outcome 04			
Rice	480	510	106%
Iodised Salt	6	0	0%
Vegetable Oil	30	6	19%
Split Peas	72	30	41%

Annual Cash Based Transfer and Commodity Voucher

Modality	Planned Distribution (CBT)	Actual Distribution (CBT)	% Actual vs. Planned
Everyone has access to food			
Cash	63,360	87,131	138%
Cash	12,882	0	0%
Smallholders have improved food security and nutrition			
Cash	193,224	315,304	163%

Strategic Outcome and Output Results

Strategic Outcome 01		Crisis-affected populations in targeted areas have met their basic food and nutrition needs during and in the aftermath of crises		- Crisis Response - Nutrition Sensitive				
Activity 01	Provide food assistance to vulnerable households affected by disasters or sudden onset emergencies	Beneficiary Group	Activity Tag		Planned	Actual		
Output A	Crisis-affected populations receive food and/or cash transfers in order to meet basic food and nutrition needs							
A.1	Beneficiaries receiving food transfers	All	General Distribution	Female Male Total	2,184 2,016 4,200	2,423 2,237 4,660		
A.1	Beneficiaries receiving cash-based transfers	All	General Distribution	Female Male Total	416 384 800			
A.2	Food transfers			MT	70	112		
A.3	Cash-based transfers			US\$	12,882			
Outcome results				Baseline	End-CSP Target	2019 Target	2019 Follow-up value	2018 Follow-up value
RBD Sierra Leone; Sierra Leone; Food								
Food Consumption Score								
Percentage of households with Acceptable Food Consumption Score	Act 01: Provide food assistance to vulnerable households affected by disasters or sudden onset emergencies	General Distribution	Female Male Overall	38 36.10 36.90	>76 >76 >76	>76 >76 >76		
Percentage of households with Borderline Food Consumption Score	Act 01: Provide food assistance to vulnerable households affected by disasters or sudden onset emergencies	General Distribution	Female Male Overall	44.20 46.20 45.30	<18 <18 <18	<18 <18 <18		
Percentage of households with Poor Food Consumption Score	Act 01: Provide food assistance to vulnerable households affected by disasters or sudden onset emergencies	General Distribution	Female Male Overall	17.80 17.70 17.80	<6 <6 <6	<6 <6 <6		
Consumption-based Coping Strategy Index (Average)								
	Act 01: Provide food assistance to vulnerable households affected by disasters or sudden onset emergencies	General Distribution	Female Male Overall	11.90 12.10 12	<5 <5 <5	<5 <5 <5		

Strategic Outcome 02	Chronically food-insecure populations in targeted areas in Sierra Leone have met their basic food and nutrition needs all year-round	- Resilience Building						
Activity 02	Provide food/cash-based transfers to chronically food-insecure populations	Beneficiary Group	Activity Tag		Planned	Actual		
Output A	Targeted populations receive food/cash transfers during the lean season in order to meet basic food and nutrition needs							
A.1	Beneficiaries receiving cash-based transfers	ART clients	General Distribution	Female Male Total		832 768 1,600		
A.3	Cash-based transfers			US\$	63,360	87,131		
Activity 10	Provide integrated school meals to primary school children in targeted chiefdoms.	Beneficiary Group	Activity Tag		Planned	Actual		
Output A	Targeted school children receive food transfers in order to meet basic food and nutrition needs							
A.1	Beneficiaries receiving food transfers	Students (primary schools)	School feeding (on-site)	Female Male Total	17,850 17,150 35,000	68,755 63,467 132,222		
		Activity supporters	School feeding (on-site)	Female Male Total		280 0 280		
A.2	Food transfers			MT	1,802	1,271		
A.5	Quantity of non-food items distributed							
	Quantity of kitchen utensils distributed (plates, spoons, cooking pots etc.)		School feeding (on-site)	non-food item	4,811	4,811		
	Quantity of agricultural tools distributed		School feeding (on-site)	non-food item		325		
A.6	Number of institutional sites assisted							
	Number of primary schools assisted by WFP		School feeding (on-site)	school	592	139		
A.8	Number of rations provided							
	Number of rations provided		School feeding (on-site)	ration	9,275,000	9,933,774		
Outcome results				Baseline	End-CSP Target	2019 Target	2019 Follow-up value	2018 Follow-up value
RBD Sierra Leone School feeding; Sierra Leone; Food								
Enrolment rate								
	Act 10: Provide integrated school meals to primary school children in targeted chiefdoms.	School feeding (on-site)	Female Male Overall		0 0 0	>6 >6 >6	>6 >6 >6	11 10 10
Attendance rate (new)								
	Act 10: Provide integrated school meals to primary school children in targeted chiefdoms.	School feeding (on-site)	Female Male Overall		79.90 81.70 80.80	=100 =100 =100	=100 =100 =100	81.60 82.40 82
RBD Sierra Leone; Sierra Leone; Cash								

Food Consumption Score							
Percentage of households with Acceptable Food Consumption Score	Act 02: Provide food/cash-based transfers to chronically food-insecure populations	HIV Mitigation & Safety Nets	Female	38	>76	>76	68
			Male	36.10	>76	>76	57.60
			Overall	36.90	>76	>76	61.50
Percentage of households with Borderline Food Consumption Score	Act 02: Provide food/cash-based transfers to chronically food-insecure populations	HIV Mitigation & Safety Nets	Female	44.20	<18	<18	24
			Male	46.20	<18	<18	34.40
			Overall	45.30	<18	<18	30.50
Percentage of households with Poor Food Consumption Score	Act 02: Provide food/cash-based transfers to chronically food-insecure populations	HIV Mitigation & Safety Nets	Female	17.80	<6	<6	8
			Male	17.70	<6	<6	8
			Overall	17.80	<6	<6	8
RBD Sierra Leone; Sierra Leone; Cash, Food							
Consumption-based Coping Strategy Index (Average)							
	Act 02: Provide food/cash-based transfers to chronically food-insecure populations	HIV Mitigation & Safety Nets	Female	11.90	<5	<5	12.67
			Male	12.10	<5	<5	13.22
			Overall	12	<5	<5	13.08

Strategic Outcome 03	Children and pregnant and lactating women and girls in districts with the highest rates of stunting and acute malnutrition as well as malnourished people living with HIV/TB nationwide will have improved nutritional status by 2020.	- Root Causes						
Activity 03	Deliver SBCC in combination with the provision of nutritious food to targeted PLW/G and children 6-23 months, and strengthen public-private partnerships in order to prevent stunting	Beneficiary Group	Activity Tag		Planned	Actual		
Output B	Targeted people living with HIV/TB receive nutritious foods in order to treat moderate acute malnutrition							
Output B	PLW/G and children 6-59 months receive specialized nutritious foods in order to prevent stunting and treat moderate acute malnutrition							
A.1	Beneficiaries receiving food transfers	Pregnant and lactating women	Prevention of stunting	Female	68,574	22,073		
				Male	0	0		
				Total	68,574	22,073		
		Children	Prevention of stunting	Female	19,723	9,434		
				Male	18,206	8,710		
				Total	37,929	18,144		
A.2	Food transfers			MT	1,378	212		

B.1	Quantity of fortified food provided							
	Quantity of fortified food provided		Prevention of stunting	Mt	515	180		
B.2	Quantity of specialized nutritious foods provided							
	Quantity of specialized nutritious foods provided		Prevention of stunting	Mt	86	33		
Activity 04	Provide MAM treatment, through targeted supplementary feeding and SBCC for children 6-59 months and for pregnant and lactating women (PLW/G).	Beneficiary Group	Activity Tag		Planned	Actual		
A.1	Beneficiaries receiving food transfers	Children	Treatment of moderate acute malnutrition	Female Male Total	7,473 6,627 14,100	3,566 3,292 6,858		
		Pregnant and lactating women	Treatment of moderate acute malnutrition	Female Male Total	9,990 0 9,990	9,394 0 9,394		
A.2	Food transfers			MT	617	299		
Activity 05	Provide Food by Prescription (FbP), complemented with nutrition counselling and other services for malnourished people living with HIV/TB (PLHIV/TB).	Beneficiary Group	Activity Tag		Planned	Actual		
A.1	Beneficiaries receiving food transfers	ART clients	HIV/TB Care&treatment;	Female Male Total	1,785 1,715 3,500	2,695 2,488 5,183		
		Children	HIV/TB Care&treatment;	Female Male Total	845 748 1,593	88 80 168		
		All	HIV/TB Care&treatment;	Female Male Total	153 147 300			
		TB treatment clients	HIV/TB Care&treatment;	Female Male Total	4,406 4,234 8,640			
A.2	Food transfers			MT	702	92		
Outcome results				Baseline	End-CSP Target	2019 Target	2019 Follow-up value	2018 Follow-up value
RBD Sierra Leone MAM; Sierra Leone; Food								
Proportion of eligible population that participates in programme (coverage)								

	Act 04: Provide MAM treatment, through targeted supplementary feeding and SBCC for children 6-59 months and for pregnant and lactating women (PLW/G).	Treatment of moderate acute malnutrition	Female	80.41	>80.41	>80.41	49	38
			Male	80.41	>80.41	>80.41	49	38
			Overall	80.41	>80.41	>80.41	49	38
Proportion of target population that participates in an adequate number of distributions (adherence)								
	Act 04: Provide MAM treatment, through targeted supplementary feeding and SBCC for children 6-59 months and for pregnant and lactating women (PLW/G).	Treatment of moderate acute malnutrition	Female	92	>92	>92	100	98.94
			Male	92	>92	>92	99.77	99.32
			Overall	92	>92	>92	99.82	99.04
MAM Treatment Recovery rate								
	Act 04: Provide MAM treatment, through targeted supplementary feeding and SBCC for children 6-59 months and for pregnant and lactating women (PLW/G).	Treatment of moderate acute malnutrition	Female	98.40	>98.40	>98.40	71	76
			Male	98.40	>98.40	>98.40	71	76
			Overall	98.40	>98.40	>98.40	71	76
MAM Treatment Mortality rate								
	Act 04: Provide MAM treatment, through targeted supplementary feeding and SBCC for children 6-59 months and for pregnant and lactating women (PLW/G).	Treatment of moderate acute malnutrition	Female	0.20	<0.10	<0.10	0	0.02
			Male	0.20	<0.10	<0.10	0	0.02
			Overall	0.20	<0.10	<0.10	0	0.02
MAM Treatment Non-response rate								
	Act 04: Provide MAM treatment, through targeted supplementary feeding and SBCC for children 6-59 months and for pregnant and lactating women (PLW/G).	Treatment of moderate acute malnutrition	Female	0.50	<0.50	<0.50	0	0.06
			Male	0.50	<0.50	<0.50	0	0.06
			Overall	0.50	<0.50	<0.50	0	0.06
MAM Treatment Default rate								
	Act 04: Provide MAM treatment, through targeted supplementary feeding and SBCC for children 6-59 months and for pregnant and lactating women (PLW/G).	Treatment of moderate acute malnutrition	Female	0.90	<0.90	<0.90	0	0.08
			Male	0.90	<0.90	<0.90	0	0.08
			Overall	0.90	<0.90	<0.90	0	0.08
RBD Sierra Leone PLHIV; Sierra Leone; Food								
Food Consumption Score								
Percentage of households with Acceptable Food Consumption Score	Act 05: Provide Food by Prescription (FbP), complemented with nutrition counselling and other services for malnourished people living with HIV/TB (PLHIV/TB).	HIV Care & treatment	Female	57.53	>76	>76	56.52	
			Male	53.13	>76	>76	72.35	
			Overall	55.21	>76	>76	66.09	

Percentage of households with Borderline Food Consumption Score	Act 05: Provide Food by Prescription (FbP), complemented with nutrition counselling and other services for malnourished people living with HIV/TB (PLHIV/TB).	HIV Care & treatment	Female	21.07	<18	<18	27.67
			Male	28.06	<18	<18	21.71
			Overall	24.76	<18	<18	24.06
Percentage of households with Poor Food Consumption Score	Act 05: Provide Food by Prescription (FbP), complemented with nutrition counselling and other services for malnourished people living with HIV/TB (PLHIV/TB).	HIV Care & treatment	Female	21.40	<6	<6	15.81
			Male	18.81	<6	<6	5.94
			Overall	20.03	<6	<6	9.84
Consumption-based Coping Strategy Index (Percentage of households with reduced CSI)							
	Act 05: Provide Food by Prescription (FbP), complemented with nutrition counselling and other services for malnourished people living with HIV/TB (PLHIV/TB).	HIV Care & treatment	Female		<56	<56	32.02
			Male		<56	<56	16.28
			Overall		<56	<56	22.50
Dietary Diversity Score							
	Act 05: Provide Food by Prescription (FbP), complemented with nutrition counselling and other services for malnourished people living with HIV/TB (PLHIV/TB).	HIV Care & treatment	Female	4.90	≥4.50	≥4.50	4.99
			Male	4.84	≥4.50	≥4.50	5.50
			Overall	4.90	≥4.50	≥4.50	5.30
RBD Sierra Leone Stunting; Sierra Leone; Food							
Proportion of children 6--23 months of age who receive a minimum acceptable diet							
	Act 03: Deliver SBCC in combination with the provision of nutritious food to targeted PLW/G and children 6-23 months, and strengthen public-private partnerships in order to prevent stunting	Prevention of stunting	Female	30.40	>3	>3	5.20
			Male	30.40	>3	>3	2.40
			Overall	30.40	>3	>3	3.60
Minimum Dietary Diversity - Women							
	Act 03: Deliver SBCC in combination with the provision of nutritious food to targeted PLW/G and children 6-23 months, and strengthen public-private partnerships in order to prevent stunting	Prevention of stunting	Overall	45.25	>45.25	>45.25	50.80
RBD Sierra Leone TB; Sierra Leone; Food							
Food Consumption Score							
Percentage of households with Acceptable Food Consumption Score	Act 05: Provide Food by Prescription (FbP), complemented with nutrition counselling and other services for malnourished people living with HIV/TB (PLHIV/TB).	TB Care & treatment	Female	37.95	>76	>76	43.92
			Male	43.40	>76	>76	47.91
			Overall	41.86	>76	>76	46.93

Percentage of households with Borderline Food Consumption Score	Act 05: Provide Food by Prescription (FbP), complemented with nutrition counselling and other services for malnourished people living with HIV/TB (PLHIV/TB).	TB Care & treatment	Female	28.31	<18	<18	25
			Male	31.84	<18	<18	20.22
			Overall	30.85	<18	<18	21.39
Percentage of households with Poor Food Consumption Score	Act 05: Provide Food by Prescription (FbP), complemented with nutrition counselling and other services for malnourished people living with HIV/TB (PLHIV/TB).	TB Care & treatment	Female	33.70	<6	<6	31.08
			Male	24.76	<6	<6	31.87
			Overall	27.29	<6	<6	31.67

Consumption-based Coping Strategy Index (Percentage of households with reduced CSI)

	Act 05: Provide Food by Prescription (FbP), complemented with nutrition counselling and other services for malnourished people living with HIV/TB (PLHIV/TB).	TB Care & treatment	Female	62.70	<56	<56	68.92
			Male	70.20	<56	<56	59.56
			Overall	68	<56	<56	61.86

Dietary Diversity Score

	Act 05: Provide Food by Prescription (FbP), complemented with nutrition counselling and other services for malnourished people living with HIV/TB (PLHIV/TB).	TB Care & treatment	Female	4.37	≥4.50	≥4.50	4.40
			Male	4.56	≥4.50	≥4.50	4.57
			Overall	4.50	≥4.50	≥4.50	4.53

Strategic Outcome 04	Food-insecure smallholders and communities in targeted areas have improved livelihoods and resilience throughout the year	- Nutrition Sensitive - Resilience Building						
Activity 06	Provide food assistance for assets (in-kind or cash transfer), including land rehabilitation and small community infrastructure to smallholder farmers and productive farming cooperatives	Beneficiary Group	Activity Tag		Planned	Actual		
Output A, D	Community members and smallholder farmers benefit from food assistance and productive assets in order to improve their livelihoods and resilience to natural shocks and climate change							
A.1	Beneficiaries receiving food transfers	All	Food assistance for asset	Female Male Total	10,400 9,600 20,000	8,262 7,626 15,888		
A.1	Beneficiaries receiving cash-based transfers	All	Food assistance for asset	Female Male Total	3,120 2,880 6,000	4,954 4,571 9,525		
A.2	Food transfers			MT	588	546		
A.3	Cash-based transfers			US\$	193,224	315,304		
A.5	Quantity of non-food items distributed							

	Quantity of agricultural tools distributed		Food assistance for asset	non-food item	4,985	7,797		
D.1	Number of assets built, restored or maintained by targeted households and communities, by type and unit of measure							
	Number of assets built, restored or maintained by targeted communities		Food assistance for asset	Number	48	142		
Activity 07	Provide training to farmer-based organizations and strengthen market access for smallholder farmers	Beneficiary Group	Activity Tag		Planned	Actual		
Output F	Smallholder farmers receive intensive training programmes on post-harvest management and nutrition-sensitive and climate adaptive farming techniques in order to improve their productivity and income							
Output F	Smallholder farmers benefit from increased local procurement and enhanced linkages between farmer-based organizations and the private sector in order to increase their productivity and income							
F.1	Number of smallholder farmers supported/trained							
	Number of individual farmers trained in good agronomic practices (GAP)		Food assistance for training	individual	650	1,391		
Outcome results				Baseline	End-CSP Target	2019 Target	2019 Follow-up value	2018 Follow-up value
RBD Sierra Leone FFA; Sierra Leone; Capacity Strengthening								
Value and volume of smallholder sales through WFP-supported aggregation systems								
	Act 07: Provide training to farmer-based organizations and strengthen market access for smallholder farmers	Smallholder agricultural market support activities	Overall	146219	≥146219	≥146219	0	0
RBD Sierra Leone FFA; Sierra Leone; Cash, Food								
Food Consumption Score								
Percentage of households with Acceptable Food Consumption Score	Act 06: Provide food assistance for assets (in-kind or cash transfer), including land rehabilitation and small community infrastructure to smallholder farmers and productive farming cooperatives	Food assistance for asset	Female	17.80	>76	>76	16	31.06
			Male	17.70	>76	>76	23.80	32.27
			Overall	17.80	>76	>76	22.50	31.95
Percentage of households with Borderline Food Consumption Score	Act 06: Provide food assistance for assets (in-kind or cash transfer), including land rehabilitation and small community infrastructure to smallholder farmers and productive farming cooperatives	Food assistance for asset	Female	44.20	<18	<18	64	29.19
			Male	46.20	<18	<18	53.60	31.60
			Overall	45.30	<18	<18	55.40	30.78
Percentage of households with Poor Food Consumption Score	Act 06: Provide food assistance for assets (in-kind or cash transfer), including land rehabilitation and small community infrastructure to smallholder farmers and productive farming cooperatives	Food assistance for asset	Female	38	<6	<6	20	39.75
			Male	36.10	<6	<6	22.60	36.36
			Overall	36.90	<6	<6	22.20	37.27
Consumption-based Coping Strategy Index (Average)								

	Act 06: Provide food assistance for assets (in-kind or cash transfer), including land rehabilitation and small community infrastructure to smallholder farmers and productive farming cooperatives	Food assistance for asset	Female Male Overall	11.90 12.10 12	<5 <5 <5	<5 <5 <5	16.79 13.80 14.37	9.55 10.81 10.47
Food expenditure share								
	Act 06: Provide food assistance for assets (in-kind or cash transfer), including land rehabilitation and small community infrastructure to smallholder farmers and productive farming cooperatives	Food assistance for asset	Female Male Overall	43.50 47 45.30	≤45 ≤45 ≤45	≤45 ≤45 ≤45	56 58.06 57.72	34.78 47.95 44.43
Proportion of the population in targeted communities reporting benefits from an enhanced asset base								
	Act 06: Provide food assistance for assets (in-kind or cash transfer), including land rehabilitation and small community infrastructure to smallholder farmers and productive farming cooperatives	Food assistance for asset	Overall	98.67	=100	=100		98.67

Strategic Outcome 05	Capacities of national institutions are strengthened to address chronic food insecurity and improve rapid response capabilities by 2019.	- Resilience Building						
Activity 09	Provide technical assistance to national disaster management authority and MAFFS in priority areas	Beneficiary Group	Activity Tag		Planned	Actual		
Output C	Populations affected by disasters benefit from improved disaster management and food security monitoring capabilities in order to receive timely food assistance in an emergency							
C.4*	Number of people engaged in capacity strengthening initiatives facilitated by WFP to enhance national food security and nutrition stakeholder capacities (new)							
	Number of government/national partner staff receiving technical assistance and training		Emergency preparedness activities	individual	125	173		
C.5*	Number of capacity strengthening initiatives facilitated by WFP to enhance national food security and nutrition stakeholder capacities (new)							
	Number of technical assistance activities provided		Emergency preparedness activities	unit	5	4		

Cross-cutting Indicators

Affected populations are able to benefit from WFP programmes in a manner that ensures and promotes their safety, dignity and integrity								
Proportion of targeted people accessing assistance without protection challenges								
Target group, Location, Modalities	Activity Number	Activity Tag	Female/Male/Overall	Baseline	End-CSP Target	2019 Target	2019 Follow-up value	2018 Follow-up value
RBD Sierra Leone FFA; Sierra Leone; Cash, Food	Act 06: Provide food assistance for assets (in-kind or cash transfer), including land rehabilitation and small community infrastructure to smallholder farmers and productive farming cooperatives	Food assistance for asset	Female	99.20	=100	=100	100	99.45
			Male	98.40	=100	=100	99.20	
			Overall	98.60	=100	=100	99.34	
RBD Sierra Leone MAM; Sierra Leone; Food	Act 04: Provide MAM treatment, through targeted supplementary feeding and SBCC for children 6-59 months and for pregnant and lactating women (PLW/G).	Treatment of moderate acute malnutrition	Female	0	=100	=100	99.25	
			Male	0	=100	=100	100	
			Overall	0	=100	=100	99.82	
RBD Sierra Leone Stunting; Sierra Leone; Food	Act 03: Deliver SBCC in combination with the provision of nutritious food to targeted PLW/G and children 6-23 months, and strengthen public-private partnerships in order to prevent stunting	Prevention of stunting	Female	0	=100	=100	100	
			Male	0	=100	=100	99.76	
			Overall	0	=100	=100	99.82	
RBD Sierra Leone TB; Sierra Leone; Food	Act 05: Provide Food by Prescription (FbP), complemented with nutrition counselling and other services for malnourished people living with HIV/TB (PLHIV/TB).	TB Care & treatment	Female	100	=100	=100		98.83
			Male	98.30	=100	=100		99.14
			Overall	98.80	=100	=100		99
Proportion of targeted people who report that WFP programmes are dignified (new)								
Target group, Location, Modalities	Activity Number	Activity Tag	Female/Male/Overall	Baseline	End-CSP Target	2019 Target	2019 Follow-up value	2018 Follow-up value
RBD Sierra Leone FFA; Sierra Leone; Cash, Food	Act 06: Provide food assistance for assets (in-kind or cash transfer), including land rehabilitation and small community infrastructure to smallholder farmers and productive farming cooperatives	Food assistance for asset	Female	0		≥90	88	
			Male	0		≥90	85.08	
			Overall	0		≥90	85.57	

Improved gender equality and women's empowerment among WFP-assisted population									
Proportion of food assistance decision-making entity – committees, boards, teams, etc. – members who are women									
Target group, Location, Modalities	Activity Number	Activity Tag	Category	Female/Male/Overall	Baseline	End-CSP Target	2019 Target	2019 Follow-up value	2018 Follow-up value

RBD Sierra Leone FFA; Sierra Leone; Cash, Food	Act 06: Provide food assistance for assets (in-kind or cash transfer), including land rehabilitation and small community infrastructure to smallholder farmers and productive farming cooperatives	Food assistance for asset		Overall	60	=60	=60	60	60
RBD Sierra Leone School feeding; Sierra Leone; Food	Act 10: Provide integrated school meals to primary school children in targeted chiefdoms.	School feeding (on-site)		Overall	24	=60	=60	24	
Proportion of households where women, men, or both women and men make decisions on the use of food/cash/vouchers, disaggregated by transfer modality									
Target group, Location, Modalities	Activity Number	Activity Tag	Category	Female/Male/Overall	Baseline	End-CSP Target	2019 Target	2019 Follow-up value	2018 Follow-up value
RBD Sierra Leone PLHIV; Sierra Leone; Food	Act 05: Provide Food by Prescription (FbP), complemented with nutrition counselling and other services for malnourished people living with HIV/TB (PLHIV/TB).	HIV Care & treatment	Decisions made by women	Overall	30.70	=30	=30		58
			Decisions made by men	Overall	49.60	=20	=20		30
			Decisions jointly made by women and men	Overall	19.70	=50	=50		12
RBD Sierra Leone; Sierra Leone; Cash	Act 02: Provide food/cash-based transfers to chronically food-insecure populations	HIV Mitigation & Safety Nets	Decisions made by women	Overall	0	=60	=60		68
			Decisions made by men	Overall	0	=20	=20		17
			Decisions jointly made by women and men	Overall	0	=20	=20		15
RBD Sierra Leone; Sierra Leone; Cash, Food	Act 06: Provide food assistance for assets (in-kind or cash transfer), including land rehabilitation and small community infrastructure to smallholder farmers and productive farming cooperatives	Food assistance for asset	Decisions made by women	Overall	23.20	=30	=30	10.07	17.64
			Decisions made by men	Overall	53.10	=20	=20	16.78	60.07

			Decisions jointly made by women and men	Overall	23.80	=50	=50	73.15	22.30
RBD Sierra Leone TB; Sierra Leone; Food	Act 05: Provide Food by Prescription (FbP), complemented with nutrition counselling and other services for malnourished people living with HIV/TB (PLHIV/TB).	HIV/TB Care & treatment;	Decisions made by women	Overall	37.50	=30	=30		38.31
			Decisions made by men	Overall	53.10	=20	=20		50.58
			Decisions jointly made by women and men	Overall	9.40	=50	=50		11.11

Affected populations are able to hold WFP and partners accountable for meeting their hunger needs in a manner that reflects their views and preferences

Proportion of assisted people informed about the programme (who is included, what people will receive, length of assistance)

Target group, Location, Modalities	Activity Number	Activity Tag	Female/Male/Overall	Baseline	End-CSP Target	2019 Target	2019 Follow-up value	2018 Follow-up value
RBD Sierra Leone FFA; Sierra Leone; Cash, Food	Act 06: Provide food assistance for assets (in-kind or cash transfer), including land rehabilitation and small community infrastructure to smallholder farmers and productive farming cooperatives	Food assistance for asset	Female Male Overall	36.90 41.80 40.50	=100 =100 =100	=100 =100 =100	54 62.10 60.70	24.17 75.83 75.05
RBD Sierra Leone MAM; Sierra Leone; Food	Act 04: Provide MAM treatment, through targeted supplementary feeding and SBCC for children 6-59 months and for pregnant and lactating women (PLW/G).	Treatment of moderate acute malnutrition	Female Male Overall	0 0 0	=100 =100 =100	=100 =100 =100	53.40 53.80 53.70	
RBD Sierra Leone PLHIV; Sierra Leone; Food	Act 05: Provide Food by Prescription (FbP), complemented with nutrition counselling and other services for malnourished people living with HIV/TB (PLHIV/TB).	HIV Care & treatment	Female Male Overall	6.20 67 6.10	=100 =100 =100	=100 =100 =100		35.84 64.16 72.80
RBD Sierra Leone; Sierra Leone; Cash	Act 02: Provide food/cash-based transfers to chronically food-insecure populations	HIV/TB Mitigation & Safety; Nets	Female Male Overall	0 0 0	=100 =100 =100	=100 =100 =100	100 100 100	

RBD Sierra Leone Stunting; Sierra Leone; Food	Act 03: Deliver SBCC in combination with the provision of nutritious food to targeted PLW/G and children 6-23 months, and strengthen public-private partnerships in order to prevent stunting	Prevention of stunting	Female	0	=100	=100	47.40
			Male	0	=100	=100	40.30
			Overall	0	=100	=100	43.40
RBD Sierra Leone TB; Sierra Leone; Food	Act 05: Provide Food by Prescription (FbP), complemented with nutrition counselling and other services for malnourished people living with HIV/TB (PLHIV/TB).	TB Care & treatment	Female	58.20	=100	=100	22.68
			Male	58.40	=100	=100	77.32
			Overall	58.40	=100	=100	64.30

Proportion of project activities for which beneficiary feedback is documented, analysed and integrated into programme improvements

Target group, Location, Modalities	Activity Number	Activity Tag	Female/Male/Overall	Baseline	End-CSP Target	2019 Target	2019 Follow-up value	2018 Follow-up value
RBD Sierra Leone MAM; Sierra Leone; Food			Overall	0	=100	=100	100	
RBD Sierra Leone RBD Sierra Leone FFA; Sierra Leone; Cash, Food			Overall	0	=100	=100	100	
RBD Sierra Leone School feeding; Sierra Leone; Food			Overall	0	=100	=100	100	
RBD Sierra Leone; Sierra Leone; Cash			Overall	0	=100	=100	100	
RBD Sierra Leone Stunting; Sierra Leone; Food			Overall	0	=100	=100	100	

World Food Programme

Contact info

Yasuhiro Tsumura

yasuhiro.tsumura@wfp.org

Cover page photo © Cover photo © WFP/Evelyn Fey

School feeding for young girls

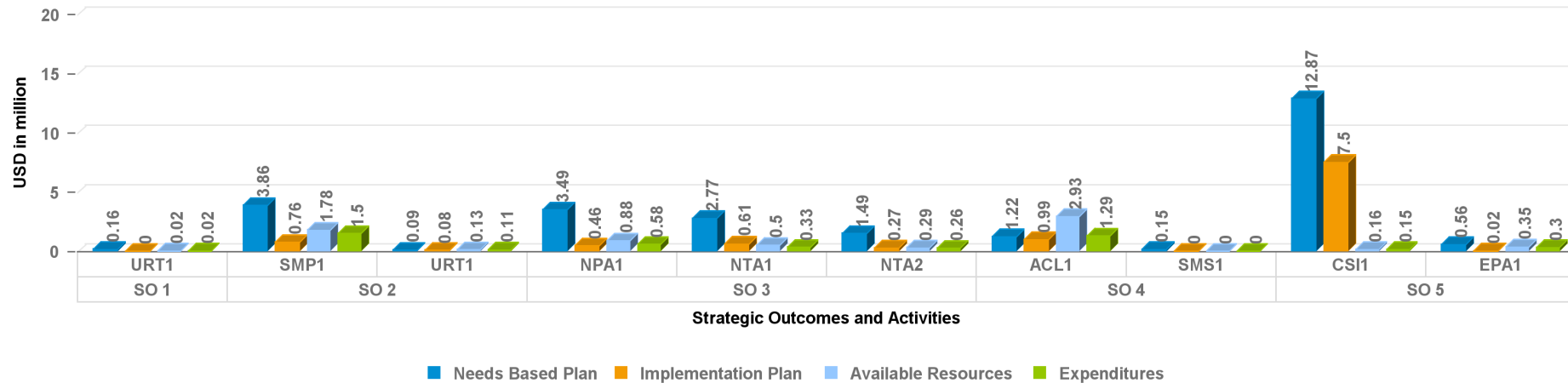
<https://www.wfp.org/countries/sierra-leone>

Annual Country Report

Sierra Leone Country Portfolio Budget 2019 (2018-2019)

Annual Financial Overview for the period 1 January to 31 December 2019 (Amount in USD)

Annual CPB Overview



Code	Strategic Outcome
SO 1	Crisis-affected populations in targeted areas have met their basic food and nutrition needs during and in the aftermath of crises
SO 2	Chronically food-insecure populations in targeted areas in Sierra Leone have met their basic food and nutrition needs all year-round
SO 3	Children and pregnant and lactating women and girls in districts with the highest rates of stunting and acute malnutrition as well as malnourished people living with HIV/TB nationwide will have improved nutritional status by 2020.
SO 4	Food-insecure smallholders and communities in targeted areas have improved livelihoods and resilience throughout the year
SO 5	Capacities of national institutions are strengthened to address chronic food insecurity and improve rapid response capabilities by 2019.
Code	Country Activity Long Description
ACL1	Provide food assistance for assets (in-kind or cash transfer), including land rehabilitation and small community infrastructure to smallholder farmers and productive farming cooperatives
CS11	Provide capacity strengthening and technical support to the Government on national school feeding
EPA1	Provide technical assistance to national disaster management authority and MAFFS in priority areas
NPA1	Deliver SBCC in combination with the provision of nutritious food to targeted PLW/G and children 6-23 months, and strengthen public-private partnerships in order to prevent stunting
NTA1	Provide MAM treatment, through targeted supplementary feeding and SBCC for children 6-59 months and for pregnant and lactating women (PLW/G).
NTA2	Provide Food by Prescription (FbP), complemented with nutrition counselling and other services for malnourished people living with HIV/TB (PLHIV/TB).
SMP1	Provide integrated school meals to primary school children in targeted chiefdoms.
SMS1	Provide training to farmer-based organizations and strengthen market access for smallholder farmers
URT1	Provide food assistance to vulnerable households affected by disasters or sudden onset emergencies
URT1	Provide food/cash-based transfers to chronically food-insecure populations

Annual Country Report

Sierra Leone Country Portfolio Budget 2019 (2018-2019)

Annual Financial Overview for the period 1 January to 31 December 2019 (Amount in USD)

Strategic Result	Strategic Outcome	Activity	Needs Based Plan	Implementation Plan	Available Resources	Expenditures
1	Chronically food-insecure populations in targeted areas in Sierra Leone have met their basic food and nutrition needs all year-round	Provide integrated school meals to primary school children in targeted chiefdoms.	3,860,314	756,877	1,781,916	1,496,784
		Provide food/cash-based transfers to chronically food-insecure populations	85,960	82,110	125,137	114,114
	Crisis-affected populations in targeted areas have met their basic food and nutrition needs during and in the aftermath of crises	Provide food assistance to vulnerable households affected by disasters or sudden onset emergencies	161,125	0	17,166	15,486
Subtotal Strategic Result 1. Everyone has access to food (SDG Target 2.1)			4,107,399	838,987	1,924,219	1,626,385

Annual Country Report

Sierra Leone Country Portfolio Budget 2019 (2018-2019)

Annual Financial Overview for the period 1 January to 31 December 2019 (Amount in USD)

Strategic Result	Strategic Outcome	Activity	Needs Based Plan	Implementation Plan	Available Resources	Expenditures
	Non SO Specific	Non Activity Specific	0	0	42,490	0
2	Children and pregnant and lactating women and girls in districts with the highest rates of stunting and acute malnutrition as well as malnourished people living with HIV/TB nationwide will have improved nutritional status by 2020.	Deliver SBCC in combination with the provision of nutritious food to targeted PLW/G and children 6-23 months, and strengthen public-private partnerships in order to prevent stunting	3,489,808	461,910	877,899	581,164
		Provide MAM treatment, through targeted supplementary feeding and SBCC for children 6-59 months and for pregnant and lactating women (PLW/G).	2,773,671	611,801	503,619	329,281
		Non Activity Specific		0	0	
		Provide Food by Prescription (FbP), complemented with nutrition counselling and other services for malnourished people living with HIV/TB (PLHIV/TB).	1,492,397	267,222	285,561	255,140
Subtotal Strategic Result 2. No one suffers from malnutrition (SDG Target 2.2)			7,755,876	1,340,933	1,709,570	1,165,585

This computer generated report is certified by the Chief of Contribution Accounting and Donor Financial Reporting Branch (RMFC)

Annual Country Report

Sierra Leone Country Portfolio Budget 2019 (2018-2019)

Annual Financial Overview for the period 1 January to 31 December 2019 (Amount in USD)

Strategic Result	Strategic Outcome	Activity	Needs Based Plan	Implementation Plan	Available Resources	Expenditures
3	Food-insecure smallholders and communities in targeted areas have improved livelihoods and resilience throughout the year	Provide food assistance for assets (in-kind or cash transfer), including land rehabilitation and small community infrastructure to smallholder farmers and productive farming cooperatives	1,217,536	985,779	2,929,057	1,288,498
		Provide training to farmer-based organizations and strengthen market access for smallholder farmers	153,902	0	0	0
Subtotal Strategic Result 3. Smallholders have improved food security and nutrition (SDG Target 2.3)			1,371,438	985,779	2,929,057	1,288,498
5	Non SO Specific	Non Activity Specific		0	0	
	Capacities of national institutions are strengthened to address chronic food insecurity and improve rapid response capabilities by 2019.	Provide capacity strengthening and technical support to the Government on national school feeding	12,866,756	7,495,924	158,191	146,503
		Provide technical assistance to national disaster management authority and MAFFS in priority areas	561,143	16,192	349,968	304,414
Subtotal Strategic Result 5. Countries have strengthened capacity to implement the SDGs (SDG Target 17.9)			13,427,899	7,512,116	508,159	450,917
	Non SO Specific	Non Activity Specific	0	0	99,974	0
Subtotal Strategic Result			0	0	99,974	0
Total Direct Operational Cost			26,662,612	10,677,816	7,170,979	4,531,386
Direct Support Cost (DSC)			2,590,172	1,187,977	925,382	820,435

This computer generated report is certified by the Chief of Contribution Accounting and Donor Financial Reporting Branch (RMFC)

Annual Country Report

Sierra Leone Country Portfolio Budget 2019 (2018-2019)

Annual Financial Overview for the period 1 January to 31 December 2019 (Amount in USD)

Strategic Result	Strategic Outcome	Activity	Needs Based Plan	Implementation Plan	Available Resources	Expenditures
			29,252,784	11,865,794	8,096,361	5,351,820
			1,901,431	771,277	282,465	282,465
			31,154,215	12,637,070	8,378,826	5,634,285



Brian Ah Poe
Chief

Contribution Accounting and Donor Financial Reporting Branch

Columns Definition

Needs Based Plan

Latest annual approved version of operational needs as of December of the reporting year. WFP's needs-based plans constitute an appeal for resources to implement operations which are designed based on needs assessments undertaken in collaboration with government counterparts and partners

Implementation Plan

Implementation Plan as of January of the reporting period which represents original operational prioritized needs taking into account funding forecasts of available resources and operational challenges

Available Resources

Unspent Balance of Resources carried forward, Allocated contribution in the current year, Advances and Other resources in the current year. It excludes contributions that are stipulated by donor for use in future years

Expenditures

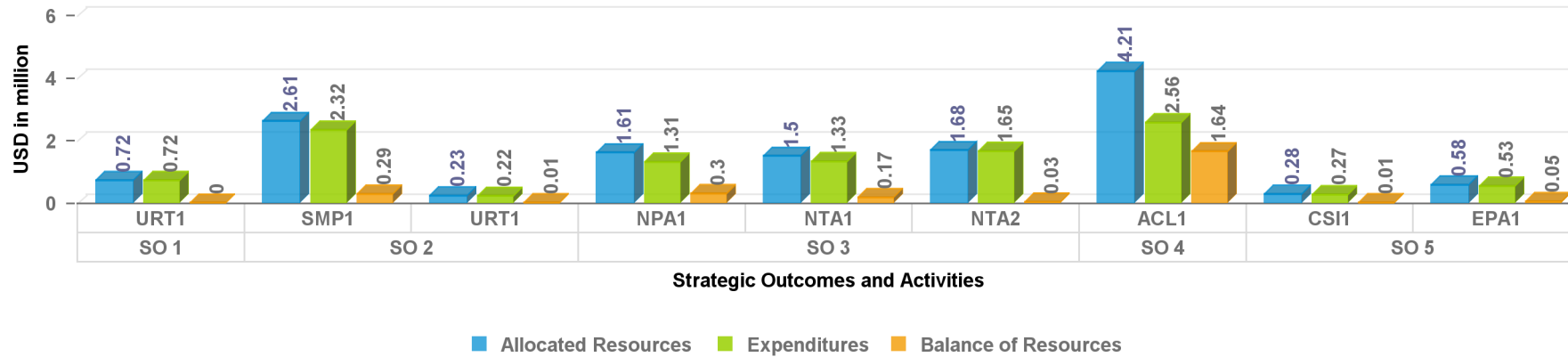
Monetary value of goods and services received and recorded within the reporting year

Annual Country Report

Sierra Leone Country Portfolio Budget 2019 (2018-2019)

Cumulative Financial Overview as at 31 December 2019 (Amount in USD)

Cumulative CPB Overview



Code	Strategic Outcome
SO 1	Crisis-affected populations in targeted areas have met their basic food and nutrition needs during and in the aftermath of crises
SO 2	Chronically food-insecure populations in targeted areas in Sierra Leone have met their basic food and nutrition needs all year-round
SO 3	Children and pregnant and lactating women and girls in districts with the highest rates of stunting and acute malnutrition as well as malnourished people living with HIV/TB nationwide will have improved nutritional status by 2020.
SO 4	Food-insecure smallholders and communities in targeted areas have improved livelihoods and resilience throughout the year
SO 5	Capacities of national institutions are strengthened to address chronic food insecurity and improve rapid response capabilities by 2019.
Code	Country Activity - Long Description
ACL1	Provide food assistance for assets (in-kind or cash transfer), including land rehabilitation and small community infrastructure to smallholder farmers and productive farming cooperatives
CSI1	Provide capacity strengthening and technical support to the Government on national school feeding
EPA1	Provide technical assistance to national disaster management authority and MAFFS in priority areas
NPA1	Deliver SBCC in combination with the provision of nutritious food to targeted PLW/G and children 6-23 months, and strengthen public-private partnerships in order to prevent stunting
NTA1	Provide MAM treatment, through targeted supplementary feeding and SBCC for children 6-59 months and for pregnant and lactating women (PLW/G).
NTA2	Provide Food by Prescription (FbP), complemented with nutrition counselling and other services for malnourished people living with HIV/TB (PLHIV/TB).
SMP1	Provide integrated school meals to primary school children in targeted chiefdoms.
URT1	Provide food assistance to vulnerable households affected by disasters or sudden onset emergencies
URT1	Provide food/cash-based transfers to chronically food-insecure populations

Annual Country Report

Sierra Leone Country Portfolio Budget 2019 (2018-2019)

Cumulative Financial Overview as at 31 December 2019 (Amount in USD)

Strategic Result	Strategic Outcome	Activity	Needs Based Plan	Allocated Contributions	Advance and Allocation	Allocated Resources	Expenditures	Balance of Resources
1	Chronically food-insecure populations in targeted areas in Sierra Leone have met their basic food and nutrition needs all year-round	Provide integrated school meals to primary school children in targeted chiefdoms.	4,715,791	2,609,511	0	2,609,511	2,324,379	285,132
		Provide food/cash-based transfers to chronically food-insecure populations	134,025	228,393	0	228,393	217,371	11,023
	Crisis-affected populations in targeted areas have met their basic food and nutrition needs during and in the aftermath of crises	Provide food assistance to vulnerable households affected by disasters or sudden onset emergencies	538,571	718,682	0	718,682	717,003	1,679
Subtotal Strategic Result 1. Everyone has access to food (SDG Target 2.1)			5,388,387	3,556,587	0	3,556,587	3,258,752	297,834
2	Children and pregnant and lactating women and girls in districts with the highest rates of stunting and acute malnutrition as well as malnourished people living with HIV/TB nationwide will have improved nutritional status by 2020.	Deliver SBCC in combination with the provision of nutritious food to targeted PLW/G and children 6-23 months, and strengthen public-private partnerships in order to prevent stunting	5,479,466	1,605,367	0	1,605,367	1,308,631	296,736

Annual Country Report

Sierra Leone Country Portfolio Budget 2019 (2018-2019)

Cumulative Financial Overview as at 31 December 2019 (Amount in USD)

Strategic Result	Strategic Outcome	Activity	Needs Based Plan	Allocated Contributions	Advance and Allocation	Allocated Resources	Expenditures	Balance of Resources
2	Children and pregnant and lactating women and girls in districts with the highest rates of stunting and acute malnutrition as well as malnourished people living with HIV/TB nationwide will have improved nutritional status by 2020.	Provide MAM treatment, through targeted supplementary feeding and SBCC for children 6-59 months and for pregnant and lactating women (PLW/G).	5,757,014	1,500,486	0	1,500,486	1,326,148	174,338
		Non Activity Specific	0	0	0	0	0	0
		Provide Food by Prescription (FbP), complemented with nutrition counselling and other services for malnourished people living with HIV/TB (PLHIV/TB).	2,900,814	1,682,818	0	1,682,818	1,652,398	30,420
	Non SO Specific	Non Activity Specific	0	42,490	0	42,490	0	42,490
Subtotal Strategic Result 2. No one suffers from malnutrition (SDG Target 2.2)			14,137,293	4,831,162	0	4,831,162	4,287,177	543,985

This computer generated report is certified by the Chief of Contribution Accounting and Donor Financial Reporting Branch (RMFC)

18/02/2020 17:33:25

Annual Country Report

Sierra Leone Country Portfolio Budget 2019 (2018-2019)

Cumulative Financial Overview as at 31 December 2019 (Amount in USD)

Strategic Result	Strategic Outcome	Activity	Needs Based Plan	Allocated Contributions	Advance and Allocation	Allocated Resources	Expenditures	Balance of Resources
3	Food-insecure smallholders and communities in targeted areas have improved livelihoods and resilience throughout the year	Provide food assistance for assets (in-kind or cash transfer), including land rehabilitation and small community infrastructure to smallholder farmers and productive farming cooperatives	2,857,808	4,205,091	0	4,205,091	2,564,532	1,640,559
		Provide training to farmer-based organizations and strengthen market access for smallholder farmers	473,680	0	0	0	0	0
Subtotal Strategic Result 3. Smallholders have improved food security and nutrition (SDG Target 2.3)			3,331,488	4,205,091	0	4,205,091	2,564,532	1,640,559

Annual Country Report

Sierra Leone Country Portfolio Budget 2019 (2018-2019)

Cumulative Financial Overview as at 31 December 2019 (Amount in USD)

Strategic Result	Strategic Outcome	Activity	Needs Based Plan	Allocated Contributions	Advance and Allocation	Allocated Resources	Expenditures	Balance of Resources
5	Capacities of national institutions are strengthened to address chronic food insecurity and improve rapid response capabilities by 2019.	Provide capacity strengthening and technical support to the Government on national school feeding	13,096,790	277,927	0	277,927	266,239	11,688
		Provide technical assistance to national disaster management authority and MAFFS in priority areas	1,214,661	579,231	0	579,231	533,677	45,554
	Non SO Specific	Non Activity Specific	0	0	0	0	0	0
Subtotal Strategic Result 5. Countries have strengthened capacity to implement the SDGs (SDG Target 17.9)			14,311,450	857,157	0	857,157	799,915	57,242
	Non SO Specific	Non Activity Specific	0	99,974	0	99,974	0	99,974
Subtotal Strategic Result			0	99,974	0	99,974	0	99,974
Total Direct Operational Cost			37,168,619	13,549,971	0	13,549,971	10,910,377	2,639,594
Direct Support Cost (DSC)			4,096,277	1,807,887	0	1,807,887	1,702,940	104,947
Total Direct Costs			41,264,896	15,357,858	0	15,357,858	12,613,317	2,744,541
Indirect Support Cost (ISC)			2,682,218	843,481		843,481	843,481	0
Grand Total			43,947,114	16,201,338	0	16,201,338	13,456,798	2,744,541

This donor financial report is interim



Brian Ah Poe
Chief

Contribution Accounting and Donor Financial Reporting Branch

18/02/2020 17:33:25

Columns Definition

Needs Based Plan

Latest approved version of operational needs. WFP's needs-based plans constitute an appeal for resources to implement operations which are designed based on needs assessments undertaken in collaboration with government counterparts and partners

Allocated Contributions

Allocated contributions include confirmed contributions with exchange rate variations, multilateral contributions, miscellaneous income, resource transferred, cost recovery and other financial adjustments (e.g. refinancing). It excludes internal advance and allocation and contributions that are stipulated by donor for use in future years.

Advance and allocation

Internal advanced/allocated resources but not repaid. This includes different types of internal advance (Internal Project Lending or Macro-advance Financing) and allocation (Immediate Response Account)

Allocated Resources

Sum of Allocated Contributions, Advance and Allocation

Expenditures

Cumulative monetary value of goods and services received and recorded within the reporting period

Balance of Resources

Allocated Resources minus Expenditures