



World Food
Programme

SAVING
LIVES

CHANGING
LIVES

Burkina Faso

Annual Country Report 2023

Country Strategic Plan
2019 - 2025

Table of contents

Overview	3
Operational context	8
The town that is “sweet”	11
Programme performance	13
Strategic outcome 01	13
Strategic outcome 02	16
Strategic outcome 03	18
Strategic outcome 04	21
Strategic outcome 05	24
Strategic outcome 06	26
Cross-cutting results	29
Gender equality and women's empowerment	29
Protection and accountability to affected populations	31
Environmental sustainability	33
Nutrition integration	35
Partnerships	37
Financial Overview	39
Data Notes	44
Annex	50
Reporting on beneficiary information in WFP's annual country reports	50
Figures and Indicators	51
Beneficiaries by Sex and Age Group	51
Beneficiaries by Residence Status	51
Beneficiaries by Programme Area	51
Annual Food Transfer (mt)	52
Annual Cash Based Transfer and Commodity Voucher (USD)	53
Strategic Outcome and Output Results	53
Cross-cutting Indicators	77

Overview

In 2023, the World Food Programme's response in Burkina Faso remained essential as the country grappled with another challenging year marked by escalating armed conflict and a surge in violence. The situation translated into continued population displacement, disruption of livelihood activities, and severely constrained access to basic social services and markets. This left around 4.7 million people [1] requiring humanitarian assistance throughout the year. During the lean season between June and August 2023, nearly 3.4 million people, or 15 percent of the population, were acutely food insecure. Moreover, the country continued to grapple with both prolonged and new internal displacement, with 2.1 million people - mostly women and children - officially displaced by the conflict.

In response to the dire humanitarian situation, WFP continued to target people the most food insecure people, providing them with unconditional life-saving food and nutrition assistance. Additionally, WFP's integrated resilience-building programme continued to invest in more durable solutions by facilitating early recovery of livelihoods, enhancing food systems, and addressing the underlying causes of food insecurity and malnutrition. Through these activities, **WFP also contributed to social cohesion**, particularly in areas where mass displacement placed mounting pressure on the limited resources of host communities. Notably, the International Food Policy Research Institute (IFPRI) highlighted that WFP's resilience-building interventions facilitated intra- and intercommunity dialogue, enhanced trust between communities and their leaders, and contributed to women's empowerment by facilitating their participation in planning and decision-making processes. **Internally displaced persons comprised nearly 40 percent of the total beneficiaries assisted during the year**, whereas they accounted for 20 percent of those reached through conditional activities aimed at creating and rehabilitating productive assets, such as agricultural lands for cultivation.

While WFP received substantial contributions thanks to the donor community's commitment, **available contributions in 2023 declined by ten percent compared to 2022 despite the escalating needs.** By the end of 2023, the revised annual needs-based plan was funded at only 69 percent, with crisis response activities (strategic outcome 1) experiencing the most significant funding gap. In contrast, resilience-building activities (strategic outcome 4) met over 100 percent of their respective annual funding requirements.

The challenging conditions of the operational environment persisted throughout the year, hindering the delivery of relief assistance to those who needed it most. The ongoing conflict, rampant insecurity, the physical isolation of certain localities due to siege tactics, movement restrictions, and government regulations, such as the suspension of cash-based assistance in humanitarian programmes, were some of the main challenges confronted in 2023. WFP adapted to the evolving circumstances, operationalising alternative solutions such as delivering assistance via heavy-lift helicopters, participating in government-organized supply convoys, and expanding direct delivery through a dedicated WFP fleet. While maintaining access negotiations, WFP remained committed to a needs-based humanitarian action in line with the principles of humanity, impartiality, neutrality, and operational independence.

In 2023, WFP reached over 3.1 million women, men, girls, and boys across its activities in Burkina Faso - marking a significant increase compared to the 2.1 million people assisted in 2022. Women and girls represented 53 percent of those assisted. Moreover, WFP successfully reached its annual target of assisting 1.2 million internally displaced persons. As in previous years, saving lives remained WFP's highest priority, along with changing lives for the better through conflict-sensitive resilience-building activities. The provision of emergency food assistance comprised the largest programme area, reaching 1.7 million people. Targeting children aged 6-59 months and pregnant and breastfeeding women and girls (PBWG), WFP's malnutrition prevention and treatment programmes reached 149,700 and 181,200 people, respectively. Benefitting over 486,200 schoolchildren, WFP's school feeding activity remained essential for children's health and cognitive development, including those whose access to education was disrupted by the conflict. In addition, WFP changed lives by building the resilience of vulnerable households and communities to better withstand shocks and stressors, such as the impacts of the climate crisis. Nearly 502,900 people benefitted from asset creation and livelihood activities, while 112,000 smallholders received support through trainings, tools, and agricultural inputs. Lastly, due to the authorities' decision to suspend the use of cash-based transfers (CBT) nationwide, WFP was compelled to gradually decrease and stop this modality, resulting in a 55 percent reduction in the total amount of CBT transferred in 2023 compared to 2022.

Strengthening national institutions and systems remained a priority for WFP, particularly in the fields of disaster risk management and social protection. For example, WFP continued its collaboration with the National Council for Social Protection's Permanent Secretariat and played a key role in developing a capacity-strengthening plan to address the institution's capacity gaps and needs. Additionally, WFP assisted in finalising the Government's new National Social Protection Strategy, along with its three-year action plan, and supported the pilot phase of the national Unified Social Registry. The World Bank and WFP continued their long-standing collaboration in the area of adaptive social protection, extending their Memorandum of Understanding for the period 2024-2028 and jointly developing a two-year action plan

to support national social protection priorities.

WFP continued to demonstrate its role as the backbone of the wider humanitarian response in Burkina Faso through the WFP-managed United Nations Humanitarian Air Service (UNHAS), as well as the WFP-led Logistics Cluster and the Information Technology Common Service (ITCS) sector. Given the severely impeded road access, UNHAS continued to provide safe, reliable, cost-efficient, and timely passenger and cargo air transport services, enabling the humanitarian and development community to access and operate in even the hardest-to-reach areas such as Djibo. The ITCS sector coordinated and implemented security communications services in Ouagadougou and six United Nations hubs. Additionally, it provided essential internet connectivity in three hard-to-reach locations in the Sahel region. Lastly, the Logistics Cluster continued to support humanitarian partners by coordinating logistics responses, sharing critical information in a timely manner, and facilitating access to common logistics services such as storage and air transport for relief items.

3,121,138

Total beneficiaries in 2023



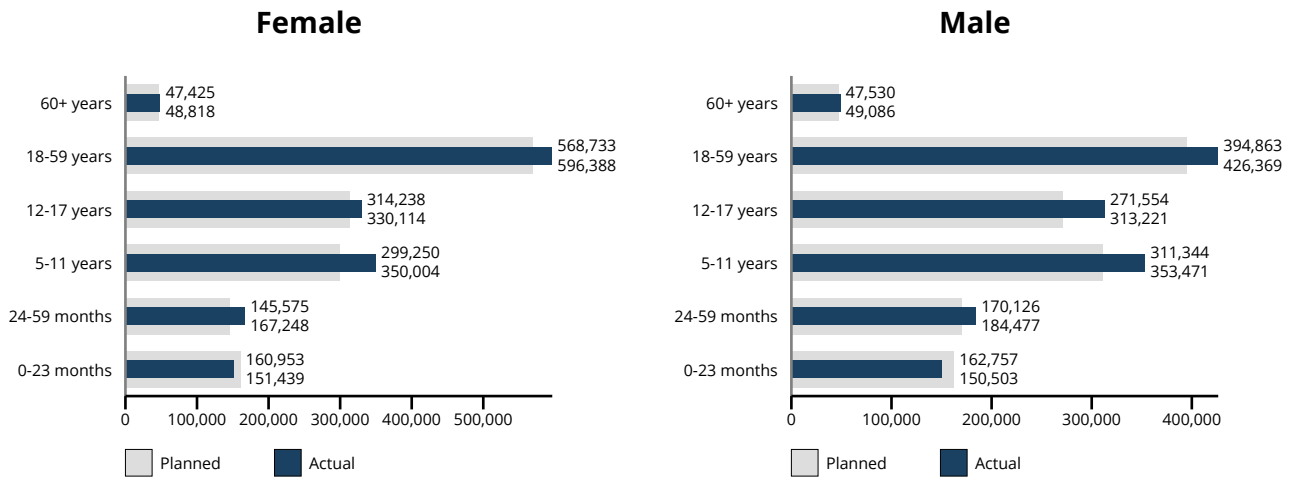
53% female



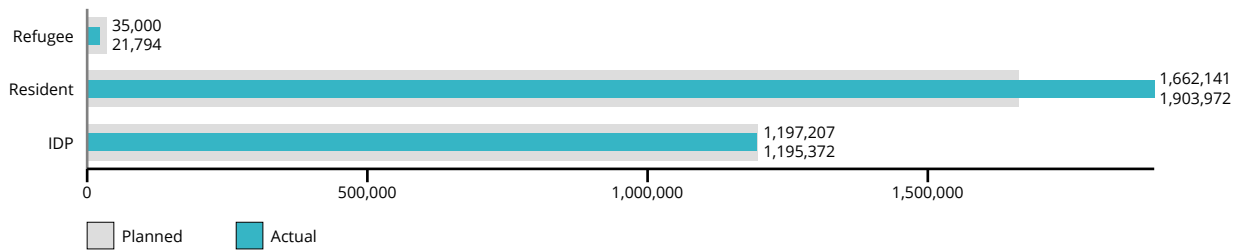
47% male

Estimated number of persons with disabilities: 35,960 (51% Female, 49% Male)

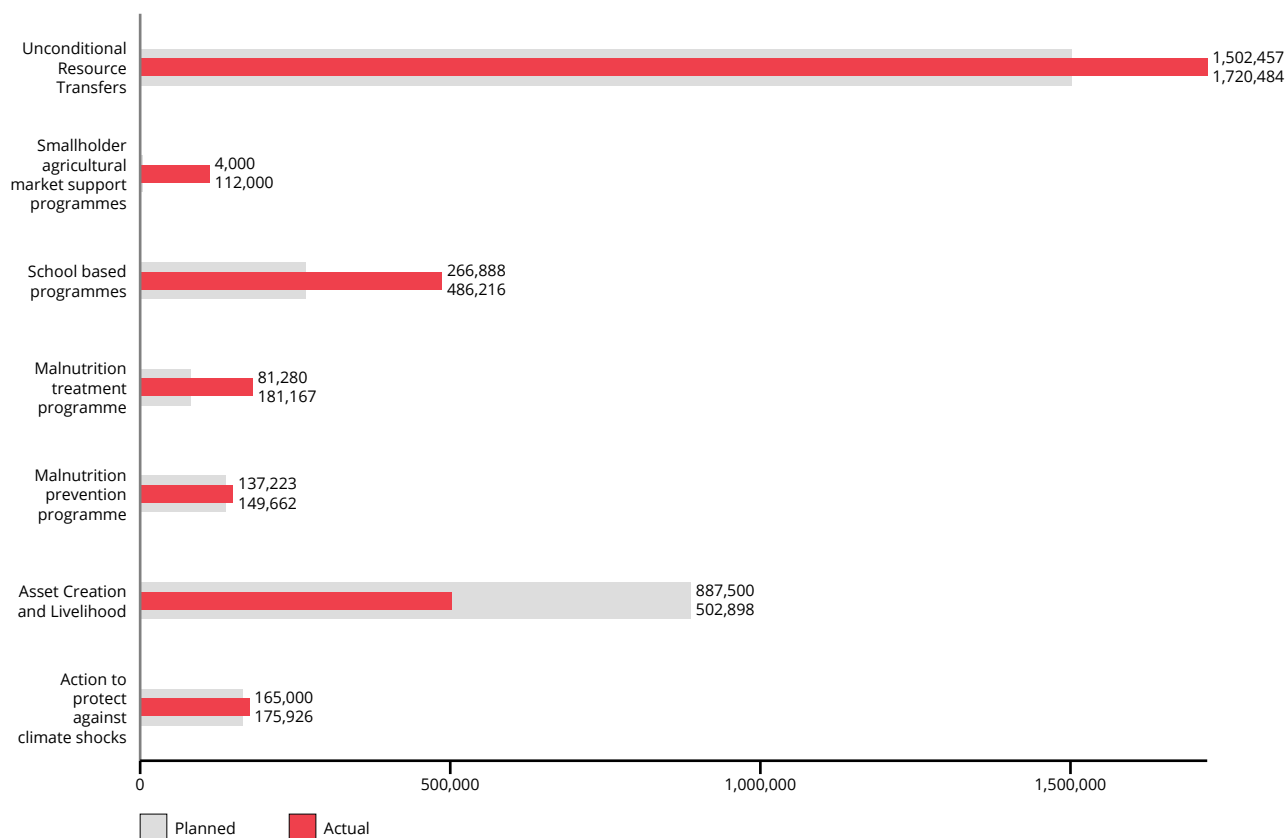
Beneficiaries by Sex and Age Group



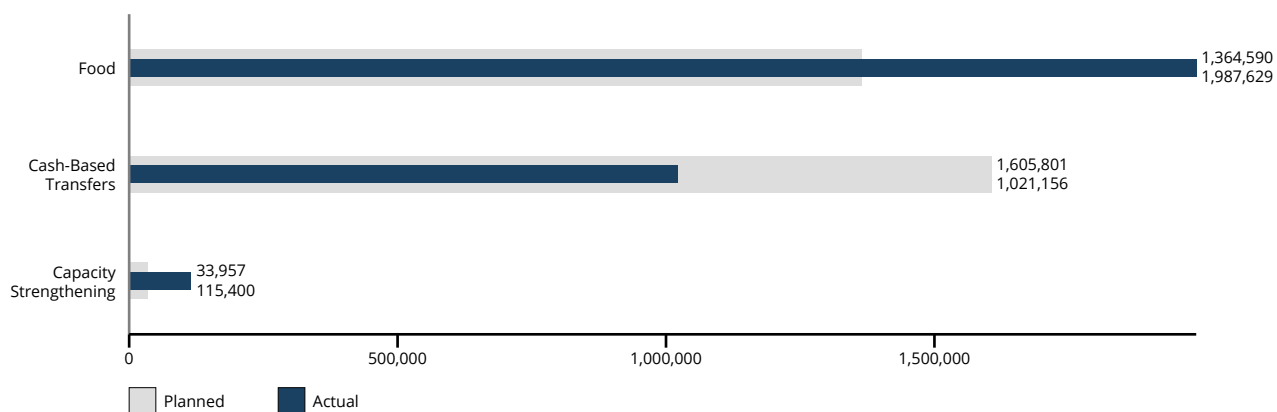
Beneficiaries by Residence Status



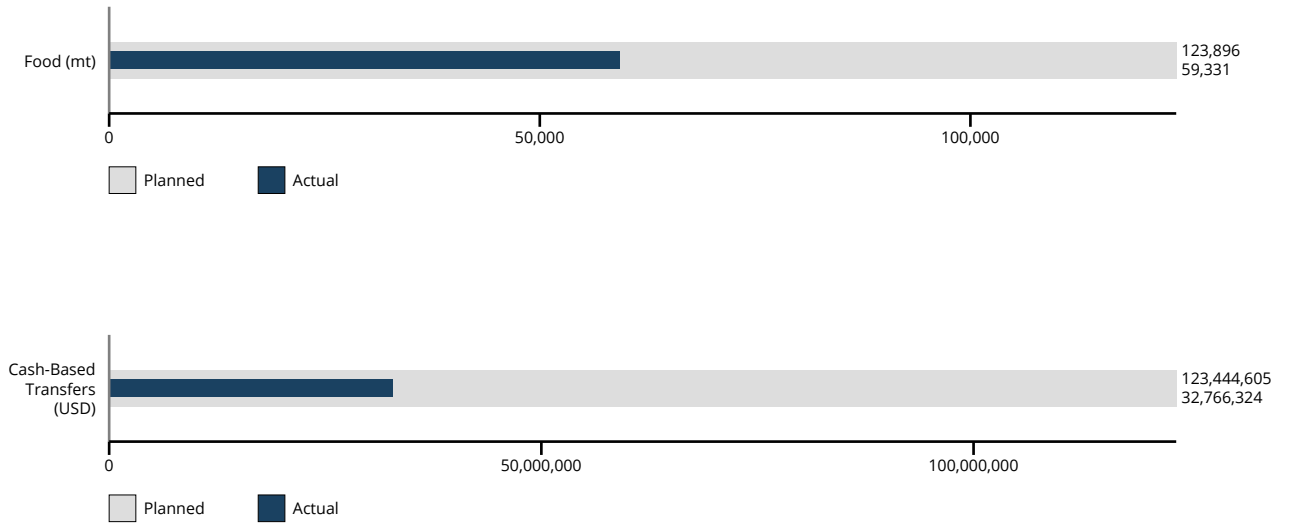
Beneficiaries by Programme Area



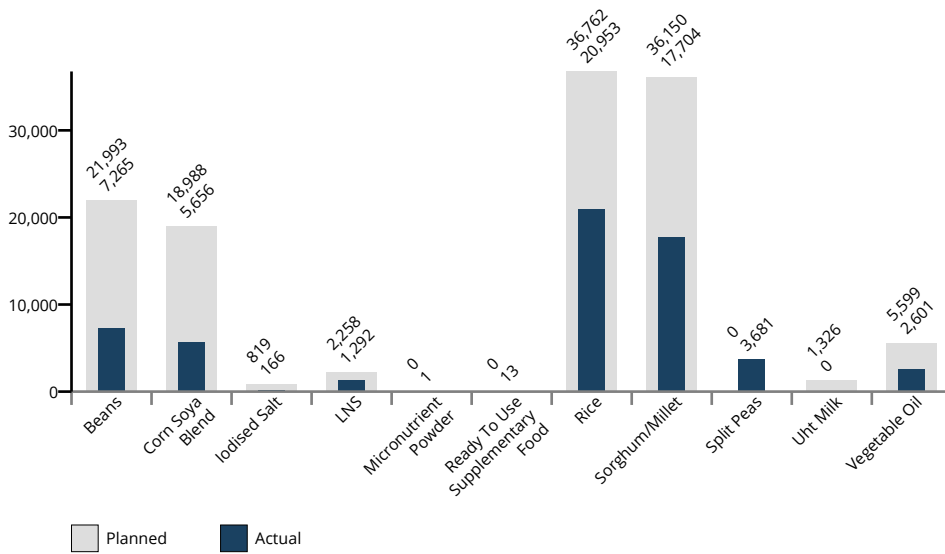
Beneficiaries by Modality



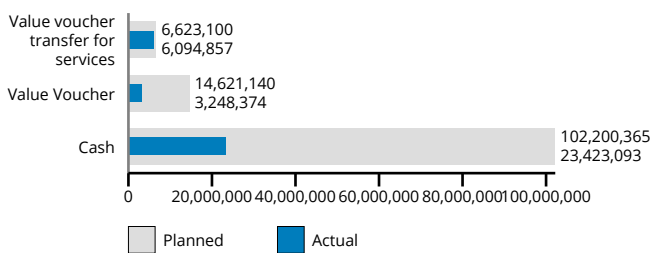
Total Transfers by Modality



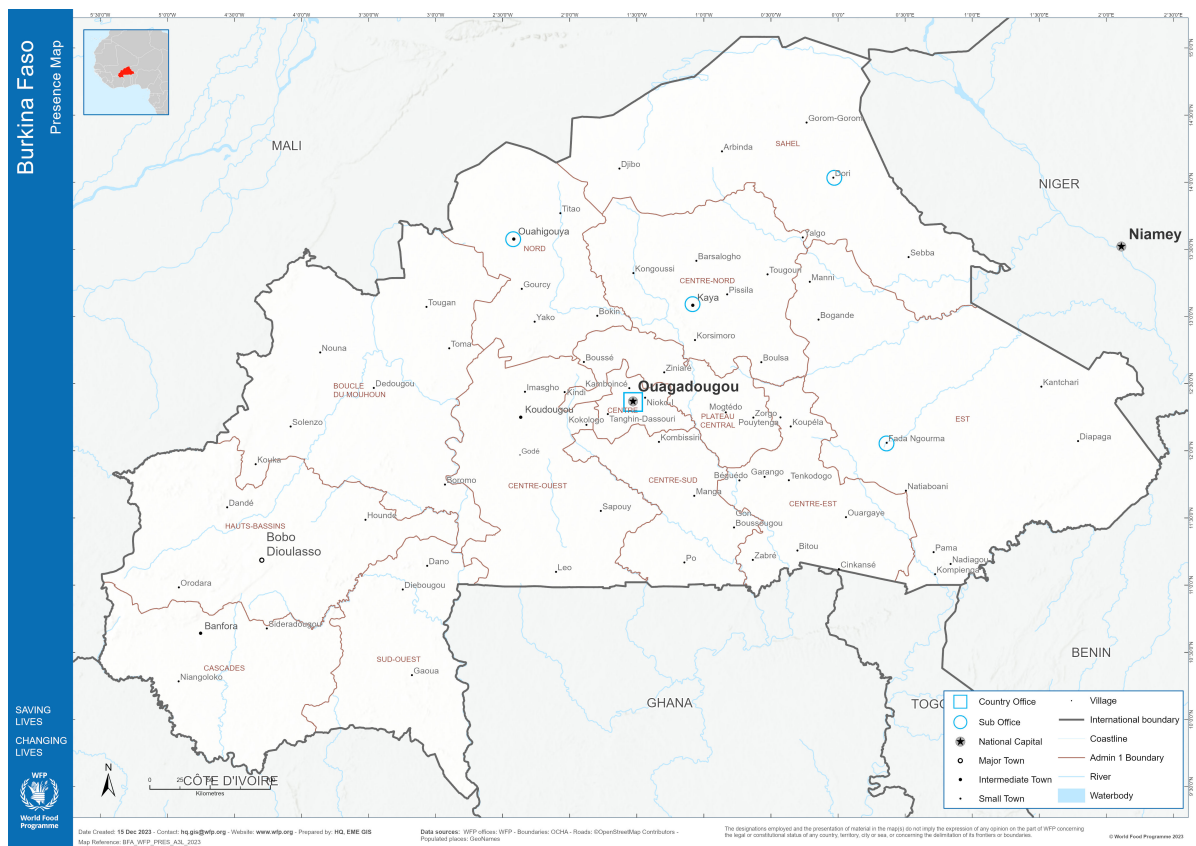
Annual Food Transfer (mt)



Annual Cash Based Transfer and Commodity Voucher (USD)



Operational context



In 2023, Burkina Faso remained immersed in a complex multidimensional crisis marked by political instability, limited state presence, escalating armed conflict and violence, large-scale deadly attacks against civilians [1], prolonged mass displacement, disruption of livelihood activities, severely constrained access to basic social services and markets, as well as the growing effects of climate change. The country remained the epicentre of violent attacks by armed groups in the Sahel. Despite military operations, more than 40 percent of the territory remained outside the control of the Transitional Government [2]. Against this worrying backdrop, the socio-economic situation continued to deteriorate, and humanitarian needs, including food security and nutrition, rose to unprecedented levels. Marking the worst humanitarian crisis in the country's history, 4.7 million people - nearly a quarter of the population - needed humanitarian assistance [3].

Moreover, **with 2.1 million people displaced by the conflict [4], Burkina Faso grappled with one of the fastest-growing displacement crises in the world [5]**. This is an exponential increase from 2018, when the country counted fewer than 50,000 internally displaced persons. The regions of Sahel, Centre-Nord, Nord, and Est were the most affected by forced displacement, altogether hosting 70 percent of the country's internally displaced persons (IDPs). In addition to facing serious challenges in meeting their basic food and nutrition needs, IDPs remained exposed to multiple protection risks, including gender-based violence, sexual exploitation and abuse, forced and early marriage, child labour, and recruitment by armed groups.

The conflict significantly reduced people's access to education and healthcare [6]. By November, more than 5,700 schools - representing 21 percent of schools in the country - had closed, disrupting the education of around 844,000 schoolchildren, as reported by the Ministry of Education. Over 400 health centres were completely shut down, and 370 were providing minimum services, denying access to health services for 3.7 million individuals, according to the Ministry of Health and Public Hygiene. Moreover, the presence of IDPs has exacerbated tensions with host communities over access to essential services and scarce natural resources such as agricultural land.

Conflict and rampant insecurity compromised people's ability to produce food. Using high-resolution satellite imagery, WFP's cropland change detection analysis in the six most conflict-affected regions explored how insecurity and conflict impacted the cultivation of agricultural lands in conflict zones. The findings suggest that, over the past years, rampant insecurity led to widespread reductions in agricultural activities in most of northern and eastern Burkina Faso. With over 50 percent of cropland losses detected in Sahel and Centre-Nord regions, the analysis attests to the

correlation between insecurity and cropland losses.

Humanitarian access constraints remained very high [7]. Throughout the year, humanitarian interventions were deeply affected by insecurity, the activity of armed groups, and various restrictions by authorities, including administrative impediments and the imposition of armed escorts on convoys. The widespread presence of improvised explosive devices planted by armed groups on strategic roads added an additional layer of complexity to an already challenging operational landscape. While WFP continued its access negotiations with stakeholders, the lack of unimpeded access to crisis-affected populations as per the humanitarian principles remained a significant challenge.

The use of siege tactics against the civilian population continued, with a total of 36 localities isolated by the end of the year, marking a significant rise since May 2022, when only ten towns were encircled by armed groups. Across these localities, over 1 million people were forced to live with extremely limited access to essential supplies, markets, and basic social services, primarily in the Sahel, Centre-Nord, Nord, and Est regions. Towns encircled by armed groups were impossible to reach by road and remained cut off from vital commercial supplies, contributing to food shortages in markets and an unprecedented rise in staple food prices. Encircled communities could not physically reach their fields and grazing areas without risking their lives, making agricultural and pastoral activities impossible. Consequently, encircled towns were heavily dependent on military-escorted supply convoys organised by the Government, but their frequency was low, and they were regularly attacked by armed groups. As such, airlifts remained the safest, fastest, and often the only option to deliver life-saving humanitarian supplies to these isolated areas.

Driven mainly by the armed conflict, hunger and malnutrition reached unprecedented levels in 2023. The *Cadre Harmonisé* (CH) food security analysis from March 2023 showed that the food security situation, both current and projected, remained dire in Burkina Faso. The analysis estimated that 3.4 million people, or 15 percent of the country's population, were acutely food-insecure (CH/IPC Phases 3-5) during the lean season between June and August 2023. Worryingly, almost 43,000 people faced catastrophic levels of hunger (CH/IPC Phase 5), most of them located in the Sahel region. The regions of Sahel, Centre-Nord, Est, Nord, and Boucle du Mouhoun remained the most food-insecure regions, altogether accounting for 80 percent of the acutely food-insecure population. The town of Djibo, with a population of 300,000 people - the majority of whom are IDPs - remained the area of the greatest concern due to the persistently alarming levels of acute food insecurity. The conflict in various locations, such as Arbina, Titao and Sebba, led to dysfunctional markets, food shortages, and consistently record-high food prices.

Comprehensive nationwide data on the nutritional situation remained limited due to a lack of physical access to insecure provinces in the Nord, Sahel, Est, and Boucle du Mouhoun regions. The IPC Acute Malnutrition (AMN) analyses from January 2023 [8] and 2024 [9] showed **a deteriorated acute malnutrition situation among children and pregnant and breastfeeding women**. Covering only 31 of the country's 45 provinces due to limited or no humanitarian access, IPC AMN analysis from January 2023 estimated that nearly 400,000 children under five suffered from acute malnutrition at the national level between August 2022 and July 2023. Of these children, nearly a quarter were expected to experience severe acute malnutrition (SAM). A further 80,000 pregnant and breastfeeding women were also expected to be acutely malnourished in this period.

Risk management

WFP operated within a highly complex risk landscape, implementing a robust risk management framework. After classifying its operations in Burkina Faso as high-risk, a reinsurance plan was established covering five priority areas: commodity management, identity management, monitoring and community feedback mechanisms, vulnerability-based targeting, and cooperating partner management.

With high-security risks to WFP staff, cooperating partners, and contractors, WFP implemented comprehensive security risk management and used third-party monitors in areas unreachable by its staff. To ensure the proper use of resources by cooperating partners, WFP enhanced its monitoring system, deployed innovative solutions to monitor activities and collect community feedback in hard-to-access areas, set up a cross-functional team to perform regular checks, and carried out the necessary capacity assessments.

Beneficiary data management remained a challenge, given the risks of erroneous inclusion, beneficiary duplication, or fraudulent lists. **WFP made progress in improving data quality, transitioning to a fully digital approach**, leveraging digital platforms for secure file transfers, and integrating annual verification and retargeting processes into CBT and in-kind assistance. WFP made progress in digitalising data through SCOPE, which enables WFP to register beneficiaries, confirm identities, and ensure that assistance is distributed as intended. WFP set up an internal data working group and collaborated with the *Commission de l'Informatique et des Libertés* to set up a data management framework that meets personal data protection standards.

Despite strict adherence to security protocols and cooperation with the civil-military coordination platform, **seven looting incidents of WFP food commodities in transit and storage occurred in 2023**. Additional mitigation measures included route analysis and planning and enhanced coordination with local authorities for the movement of WFP food commodities in insecure areas. For UNHAS, security and safety protocols were established with authorities and partners to ensure safe humanitarian flights.

Lessons learned

The Evaluation of Burkina Faso WFP Country Strategic Plan (CSP) 2019-2023 was completed in 2023 [10], concluding that, in response to the multiple shocks faced by the country, the CSP appropriately adapted from a focus on resilience-building and country capacity strengthening to a growing emergency focus. After initial challenges in supply chain and human resource mobilisation, WFP was able to support crisis-affected people at scale. WFP was recognised for its capacity to respond to emergencies, contribute to common services, facilitate humanitarian access, and build partner capacities. Solid analysis capacities and regular vulnerability scans supported an effective and adaptive targeting, despite contextual challenges. The crisis continued to impact food security, and the effects of reducing rations for sustained coverage remain to be measured.

The evaluation provided six recommendations: continue to invest in emergency preparedness; further develop WFP's humanitarian-development-peace nexus approach; enhance partnerships; advance efforts on accountability to affected populations; ensure evidence-based decision-making; and invest in human resources to scale up operations. In response, WFP has coordinated with key stakeholders to address operational bottlenecks and participated in relevant platforms to examine strategic and operational access constraints to facilitate humanitarian operations in hard-to-reach areas, among other initiatives.

The town that is “sweet”



© WFP/Jecuthiel Yameogo
Saibata collecting vegetables in the school garden

It's 7 a.m., and Saibata is rushing to finish helping her parents with some household chores so that she can get to school, which is a short walk away.

Every Wednesday is a special day for Saibata. She and all 308 students at the school participate in school garden agricultural activities.

This Wednesday is special because it's the first harvest of the year, which means a lot to the students at Sidogo School. It's the moment when they reap the rewards of their efforts with delicious, fresh food.

In recent years, the climate crisis has affected production, whilst the rise in insecurity in other areas has disrupted the internal flow of staple goods.

But this is a school that brings a broad smile to people's faces when they speak about the results achieved.

In Burkina Faso, WFP supports national plans to ensure that every child has equitable access to a balanced, sufficient, and healthy diet prepared with nearly exclusively local food products, thereby eliminating hunger as a barrier to education. One key initiative with WFP's school feeding efforts in Burkina Faso is the expansion of school gardens, creating direct linkages with the school canteens.

Hometown

Sidogo Primary School is in the province of Sanmatenga in the Centre-Nord region of Burkina Faso. This area is what's called the "buffer zone" between the areas suffering from ongoing insecurity and the rest of the country.

Saibata, 13, is in her last year of primary school. A bigger ambition lies ahead, as she's set on training to become a nurse: "My dream is to become a nurse to care for the children of my village," she says.

According to her teacher, Mrs Ima Abdoulaye, she seems to have a good chance of fulfilling her dream. "Saibata is very diligent in class. She works well and is good at learning and understanding the lessons in class," she said.

Saibata is described by others as respectful and very jovial, and she enjoys spending time with her classmates and family.

This young girl and her parents are examples of the results obtained by WFP's resilience programmes.

Saibata studies in the school and participates in school garden activities that feed students and the community, while her parents are beneficiaries of WFP-supported activities to rehabilitate degraded lands for enhanced agricultural production.

School Garden

This Wednesday, the harvesting in the garden is going ahead enthusiastically, and the students, supported by the teachers, are busy at work, knowing that they'll be eating plenty of rich and varied produce.

The harvest in Sidogo's school garden includes tomatoes, lettuce, cucumbers, onions, and many other vegetables grown on the land.

The harvest is a reason to be joyful. Fresh vegetables increase food availability and help improve the nutritional quality of meals in the school canteen. Some of the produce harvested is also sold in local markets.

For the 2022-2023 school year, the school management committee obtained XOF 80,000, approximately USD 140, from market sales. This sum is expected to rise by 37 percent this year, with anticipated sales revenue of at least XOF 110,000, or USD 180.

The income from such sales will be used to purchase agricultural inputs (seeds, bio-fertilizers, and watering cans), fuel and other kitchen equipment to keep the production cycle in motion.

"People used to say that we were keeping the pupils unnecessarily busy in the garden, sacrificing their studies, but to their great surprise we had a 100 percent pass rate in 2023 ", said the school director, Mr Samuel Sondo.

"We've also seen an increase in motivation at school and a reduction in absenteeism, as well as the development of a sense of civic responsibility and of living together, and of course, the pupils' good consumption of vegetables."

Of all the produce grown and picked from the garden, Saibata prefers tomatoes, which she enjoys eating raw after washing the fruit well.

Sidogo means "that which is sweet and pleasant," and this meaning confirms the understanding between the pupils who use the school garden and the parents, who together contribute to a better school life.

This school garden, which extends over a quarter of a hectare, was developed with the support of WFP.

Saibata's wish, like that of the people of Sidogo, is that these school practices continue to motivate children to go to school and improve their nutritional practices and resilience.

Programme performance

Strategic outcome 01: Crisis affected populations, including refugees, IDPs and host communities in targeted areas are able to meet their basic food and nutrition needs during and in the aftermath of a crisis



2 million people - including **1 million internally displaced persons** and **21,790 Malian refugees** - received unconditional **food assistance**



790,600 people assisted during the June-August lean season, when 3.4 million people faced **emergency, crisis or catastrophic food insecurity**



Malnutrition prevention assistance reached **84,720 children** aged 6 to 23 months and **64,940 pregnant and breastfeeding women and girls**



Emergency school-based programme provided on-site **hot meals** to **323,770 schoolchildren**, and monthly **take-home rations** to **30,040 schoolgirls**



Food assistance for assets (FFA) activities reached **34,190 people** to contribute to the **early recovery** of crisis-affected communities



USD 18 million transferred and **54,000 metric tons of food** and nutrition commodities distributed to **people in need**

Under strategic outcome 1, **WFP continued to provide emergency assistance to the most vulnerable, aiming to ensure that crisis-affected women, men, and young children were able to meet their basic food and nutrition needs.** This assistance proved essential in the context of a deteriorating humanitarian and displacement crisis, particularly in the hardest-to-reach areas. Consistent with previous years, WFP's emergency response included unconditional food assistance to internally displaced persons (IDPs), refugees, and host communities; nutrition support to young and breastfeeding women and girls (PBWG); on-site hot meals and take-home rations in schools with internally displaced schoolchildren; and early recovery activities in the aftermath of crises. In a highly challenging operational context, **these emergency interventions succeeded in reaching over 2 million people in 2023.**

Hunger remained at similar levels as in the previous year, with nearly 3.4 million people - or 15 percent of the country's population - facing acute food insecurity (CH Phases 3-5) during the June-August lean season period, according to the *Cadre Harmonisé* (CH) analysis. Worryingly, this figure included nearly 40,000 people who faced catastrophic levels of acute food insecurity (CH Phase 5) in the Sahel region. The most impacted areas were the conflict-affected Sahel, Centre-Nord, Est, Nord, and Boucle du Mouhoun regions, altogether hosting 80 percent of the food-insecure population. Highlighting the link between forced displacement and hunger, these regions hosted the majority of the 2.1 million IDPs registered in the country.

Significant operational constraints persisted throughout the year, hampering the delivery of life-saving assistance. Notably, widespread insecurity along strategic roads, the physical isolation of localities due to siege tactics, restricted humanitarian access to areas outside Government control, and the authorities' decision to suspend cash-based assistance in humanitarian programmes. These challenges required WFP to use alternative solutions, such as the transition from cash-based transfers (CBT) to in-kind food distributions and continued reliance on aerial deliveries utilising heavy-lift helicopters to reach critical areas inaccessible by land. While these solutions enabled WFP to sustain assistance to acutely food-insecure populations overall, the various **mitigation measures required cumbersome programmatic readjustments, caused distribution delays, and resulted in significantly higher operational costs.**

WFP helicopters airlifted 11,470 mt of food and nutrition commodities to 20 hard-to-reach localities in the five regions experiencing the greatest food and nutrition insecurity: Sahel, Centre-Nord, Est, Boucle du Mouhoun, and Nord. The airlifted food served as a lifeline for 540,000 people (IDPs and local populations), including 22,860 children aged 6-23 months and 26,600 PBWG. While the airlifted food and nutrition assistance was crucial to avert extreme hunger in the hardest-to-reach localities, funding shortfalls and limited airlift capacity prevented WFP from responding at the necessary scale. Importantly, WFP's continued engagement with authorities resulted in the opening of new routes, enabling an increase in overland transport volumes in various conflict-affected regions. WFP ensured that its interventions were aligned with national priorities and closely coordinated its emergency response with key national and international stakeholders to avoid duplicated efforts and optimise resources [1].

WFP continued to plan and implement its response activities in collaboration with the National Council for Emergency Relief and Rehabilitation (CONASUR) and actively participated in the Rapid Response Coordination Group (Groupe de Coordination de la Réponse Rapide - GCORR) and the strategic committee of the Ministry of Solidarity and Humanitarian Action, while also ensuring joint leadership with FAO within the Food Security Cluster. Finally, to evaluate results and lessons from the lean season response, WFP supported the Executive Secretariat of the National Food Security Council (Secrétariat Exécutif du Conseil National de Sécurité Alimentaire - SE-CNSA) in organising a national workshop with the involvement of over 50 humanitarian actors and state entities.

In 2023, **WFP provided emergency food assistance to 1,082,000 IDPs**. Of these, 10 percent were newly displaced, 60 percent were longer term IDPs, and 30 percent resided in hard-to-reach areas. WFP's rapid response activity provided vital assistance to newly displaced persons, providing 100 percent food rations to fully cover beneficiaries' minimum daily caloric needs (2,100kcal / day / person) for a period of 15 days. Additionally, WFP continued to support new IDPs for three months, providing either CBT or full rations of in-kind food assistance. The CBT assistance, with a standardised monthly value of XOF 47,000 (equivalent to USD 78), covered 60 percent of the monthly food requirements for a seven-member household. During this time, more nuanced assessments were conducted to enable vulnerability-based targeting, thereby allowing WFP to prioritise unconditional assistance for the poorest IDP households. In 2023, nearly 92,600 beneficiaries transitioned from receiving unconditional to conditional assistance, including over 7,100 people that moved to early recovery activities and 85,400 to the integrated resilience building programme. Moreover, in collaboration with UNHCR, **WFP continued to assist Malian refugees in the Sahel region, assisting over 21,790 refugees with in-kind food assistance.**

Post-distribution monitoring (PDM) findings on the assistance to IDPs indicate that the food security of beneficiaries remained low. In July, only 16 percent of households had an acceptable level of food consumption, while 44 percent had a poor food consumption score - showing a deterioration compared to the same time in 2022. In contrast, the percentage of households that did not adopt any livelihoods-based coping strategies increased compared to the previous year, moving from 40 percent in June 2022 to 63 percent in July 2023 [2]. Finally, according to PDM results, 92 percent of women of reproductive age did not achieve a minimum dietary diversity, highlighting the elevated risk of micronutrient inadequacy for this demographic group. To improve performance going forward, WFP will conduct in-depth analyses to better understand the factors behind the obtained results and the nutrition profile of targeted IDPs.

During the June-August lean season, when hunger and malnutrition peaked due to depleted household food stock, WFP scaled up its emergency response by targeting acutely food-insecure populations (CH Phases 3-5) in the regions of Boucle du Mouhoun, Nord, Centre-Nord, Sahel, and Est. Through either in-kind food or CBT assistance, **WFP's lean season response provided unconditional food and nutrition assistance to 790,600 people (58 percent of them IDPs), reaching 98 percent of its target.** Among the beneficiaries reached, 4 percent faced catastrophic (Phase 5), 48 percent faced emergency (Phase 4), and 48 percent faced crisis (Phase 3) levels of acute food insecurity. WFP applied different ration sizes for in-kind assistance, providing full rations to people in CH Phases 4-5, and 50 percent rations to those in CH Phase 3. In Nord and Est, two regions where cash-based assistance was still allowed by the Government, WFP provided CBT assistance, offering XOF 47,000 per household [3]. The initial response plan aimed to reach 1.3 million people; however, the lean season beneficiary target was reduced to 804,550 people due to the growing number of isolated areas, overland access constraints, and insufficient funding. While WFP achieved the planned number of people, the regularity of assistance varied considerably. Among the localities targeted, only 47 percent received the complete cycle of three distributions, while 25 percent received two, 14 percent were assisted with only one round, and 14 percent could not be assisted due to access challenges.

Monitoring findings on the lean season response indicate improvement in the food security of beneficiaries following the assistance, allowing them to diversify meals and increase their frequency. Notably, the proportion of households with acceptable food consumption demonstrated a positive trend, increasing 12 percentage points compared to 2022, while the share of those with poor food consumption witnessed a decline of 31 percentage points. Food security improved more among households receiving in-kind compared to cash-based assistance. Results also showed that food consumption in households headed by women, representing 36 percent of all assisted households, improved significantly more than in households headed by men. As for the adoption of consumption-based coping strategies, such as consuming less preferred foods or borrowing food, the Reduced Coping Strategy Index (rCSI)

decreased by nine points, with improvements observed in all regions except the Sahel. Furthermore, the percentage of households that did not adopt any livelihoods-based coping strategies more than doubled compared to the baseline, reaching 68 percent after the assistance.

Targeting the municipalities most affected by food insecurity and malnutrition, **WFP continued implementing its malnutrition prevention activity, reaching nearly 149,700 vulnerable people**, including 84,720 children aged 6-23 months (52 percent of them girls) and 64,940 PBWG. Implemented alongside general food distributions aimed at addressing acute food insecurity, particularly during the lean season when hunger and malnutrition levels peak, the malnutrition prevention activity played a crucial role in protecting the nutritional status of the most vulnerable women and young children, reducing the risks of mortality and morbidity [4]. Malnutrition prevention also prioritised areas hosting large numbers of internally displaced persons, providing life-saving nutrition assistance to women and young children who had been forced to flee their homes.

Monitoring results demonstrate the positive effects of the malnutrition prevention assistance delivered as part of the lean season response. Indeed, the proportion of women achieving minimum dietary diversity (MDD) increased from 10 percent to 32 percent by the end of the lean season assistance. Overall, the MDD improved across all assisted regions, with the most notable improvements observed in Centre-Nord (from 9 percent to 51 percent) and Sahel (from 5 percent to 41 percent). Moreover, the minimum acceptable diet (MAD) among children aged 6-23 months increased from 1 percent to 21 percent at the end of the assistance period.

As in previous years, **WFP's emergency school-based programme continued to support schoolboys and schoolgirls across pre- and primary schools** in five regions, namely Nord, Centre-Nord, Sahel, Est, and Boucle du Mouhoun. The programme targeted schools where internally displaced schoolchildren constituted at least 20 percent of the students. Each child benefitted from a daily nutritious breakfast with SuperCereal and a warm lunch comprised of rice, beans, oil, and iodised salt. In 2023, **WFP reached nearly 323,770 schoolchildren in 651 schools.** To promote girls' education and provide incentives for parents to keep their children in school, WFP provided monthly family take-home rations (THR) (10 kg of dry cereals per person) to over 30,040 schoolgirls who were required to have 80 percent attendance rates to receive their THR [5]. Overall, WFP reached around 189,000 more schoolchildren than planned due to the rising number of displaced children enrolled in targeted schools.

To enhance vulnerable people's resilience in emergency settings, **WFP implemented early recovery activities that targeted host communities, IDPs, and returnees in Sahel and Centre-Nord regions** (Gorom-Gorom, Djibo, and Kaya), reaching 34,190 beneficiaries with conditional assistance. As part of these activities, WFP strengthened the capacities of beneficiaries through the provision of productive equipment and training in agricultural and livestock techniques. Asset creation and rehabilitation activities focused on rehabilitating degraded lands and maintaining community infrastructures including markets and health facilities [6].

Gender, inclusion, and age considerations were partially integrated into WFP's emergency response. During targeting, priority was given to pregnant and breastfeeding women and girls, the elderly, persons with disabilities, and individuals living in remote areas. Additionally, cooperating partners were sensitised to ensure equitable gender representation in feedback and complaint management committees. The objective was to ensure that at least 40 percent of the members in these decision-making bodies were women, allowing them to voice their needs and concerns.

WFP GENDER AND AGE MARKER

CSP ACTIVITY	GAM MONITORING CODE
Provide an integrated assistance package including food assistance (conditional and/or unconditional), school meals, and specialized nutritious food to refugees, IDPs, host population, children and PLW/Gs affected by climate shocks and other disruption	3 - Fully integrates gender

Strategic outcome 02: Food insecure populations including school-age children, in targeted areas have access to adequate and nutritious food all year-round



93,600 schoolchildren; 50 percent girls, received nutritious on-site **hot meals** in **389 schools**



20,200 schoolgirls received monthly **take-home rations**, and **10,155** received **cash grants** to encourage **school attendance**



Conflict and violence forced **5,700 schools to close**, disrupting the education of **844,000 schoolchildren**



Capacity strengthening activities reached **439 educational actors**, including **school officials, cooks**, and members of **school management committees**



3,400 poor and vulnerable households supported through **safety net initiatives**



A joint **United Nations programme** supported the **Presidential initiative** to provide **school-aged children** with at least **one balanced meal a day**

In Burkina Faso, **school meals represent an essential safety net for vulnerable families and alleviate the economic burden on parents and caretakers to provide for their children**. Importantly, nutritious meals help reduce hunger and malnutrition among pupils, allowing for increased educational attainment. Furthermore, school meals and take-home rations (THR) remain strong incentives for families to keep their children in school, consequently improving educational outcomes while also reducing the occurrence of child labour, forced and early marriage, early pregnancy, and gender-based violence (GBV), particularly among girls.

Throughout the year, **WFP continued its support to the Ministry of National Education, Literacy, and Promotion of National Languages (MENAPLN)** in realising the vision outlined in the National School Feeding and Nutrition Strategy 2021-2025 (SNANS). The strategy aims to ensure that by 2025, every school-age child in Burkina Faso, from preschool to secondary school, has equitable access to a balanced, sufficient, and healthy diet prepared almost exclusively with local food products, thereby eliminating hunger as a barrier to education.

In 2023, **WFP's regular school meals programme continued to support schoolboys and schoolgirls across pre-and primary schools in five regions**, namely the Sahel, Centre Nord, Est, Nord, and the Boucle du Mouhoun. Each child benefitted from a daily nutritious breakfast with SuperCereal and a warm lunch consisting of rice, beans, oil, and iodised salt. In 2023, out of the initially planned 465 schools and 119,000 schoolchildren, **WFP reached 389 schools with over 93,600 schoolchildren (50 percent girls)**. This gap was mainly due to school closures and limited access to certain locations due to insecurity. Moreover, to improve school attendance rates, WFP provided monthly THR, each composed of 10 kg of dry cereals, to over 20,200 schoolgirls attending the last two years of their primary education. These incentives were also provided as cash grants (equivalent to USD 12 per person, the cost of 10 kg of rice) and reached 10,155 students in 206 schools in Plateau-Central, Boucle du Mouhoun, and Nord regions. This conditional assistance aimed to mitigate the risks of drop-out due to early marriage and child labour.

The number of schoolchildren enrolled in WFP-assisted schools more than doubled in 2023 compared to 2022, largely due to the inclusion of schools targeted by the joint FAO-IFAD-WFP-UNICEF programme. However, monitoring data on outcome indicators showed mixed results. The retention rate of enrolled students who completed the school year was 91 percent - higher than in 2022 but still below the annual target of 94 percent. Similarly, WFP nearly met the annual target for attendance rates, which stood at 78 percent in 2023. Regarding the food security of assisted students and their households, food consumption score indicators either reached or almost reached their annual targets. This may be explained by various contextual factors, such as internal population displacement due to insecurity, household poverty, and high food prices.

WFP continued to support the Presidential Initiative [1] through the Integrated Support Programme for School Feeding and Nutrition (PISANS) - a joint programme implemented by WFP, UNICEF, FAO, and IFAD across six regions, namely Nord, Centre-Nord, Sahel, Est, Plateau-Central, and Boucle du Mouhoun. This programme promotes a nutrition-sensitive home-grown school feeding (HGSF) model to boost school canteens' access to fresh and diversified foods by supporting local production while also improving education, nutrition, and water, sanitation, and hygiene (WASH) in assisted schools. The HGSF model aims to stimulate local development by providing smallholder farmers with increasingly predictable market access and income, facilitating farmers' access to climate-smart technologies and knowledge on sustainable agricultural practices, and alleviating schools' dependence on distant markets. Based on a decentralised purchase approach, WFP provides cash transfers to school management committees to purchase locally grown foods from smallholder farmers' organisations. In 2023, preparation activities [2], such as training, purchase of materials, and the definition of stakeholder responsibilities, were completed. During the year, **WFP assisted 355 schools as part of the PISANS, reaching around 84,000 schoolchildren (51 percent girls)** out of the planned 100,000. This gap is attributed to the access constraints and closure of many schools in the Sahel region. WFP continued the implementation of its HGSF model in Zorgho while also planning to gradually scale up these activities in other municipalities, such as Zitenga, Arbolle, and Boromo, in 2024.

As part of its integrated resilience-building programme, 29 school gardens were established in the Plateau-Central region to enable vegetable production. However, WFP could support nutritious school gardens in only four schools due to insecurity in Séno province.

Capacity strengthening activities reached 439 educational actors, including school officials, cooks, and members of the school management committees, focusing on hygiene, nutritional best practices, diversification of school feeding menus, financial management, supply chain, and food procurement. Training for cooks focused mainly on hygiene, creating nutritious menus, and cooking demonstrations of local meals. Additionally, kitchen equipment and other non-food items were provided to 197 schools.

WFP continued to prioritise gender and age inclusion in its school meals programme, helping to encourage school attendance and the completion of education cycles for boys and girls. Additionally, awareness-raising on the risks of GBV and mitigation measures were provided to stakeholders involved in children's education, including teachers, parents' associations, cooks, school management committees, and staff members from the Ministry of Education.

Activity 3

In 2023, **WFP supported the expansion of the Government's national Safety Nets Project (Projet Filets Sociaux "Burkin Naong Saya" - PFS BNS) through a mobile money pilot project benefitting 600 poor and vulnerable households in Ouagadougou**. Aligned with the PFS in terms of the frequency and amount of cash transfers, the duration of assistance, the provision of complementary services, and the beneficiary targeting criteria, this project supported the financial inclusion and economic empowerment of women through cash transfers and income-generating activities.

Moreover, **WFP integrated a safety net component within a larger resilience-building programme in Ouahigouya** (Nord region), providing over 2,800 households with cash transfers and raising their awareness on topics such as malnutrition, gender-based violence, climate change, and social cohesion. WFP and UNICEF also made progress in planning a joint project for 2024 (entitled "Responding to the COVID-19 pandemic through social protection systems in the Sahel") to address the socio-economic impacts of multiple shocks in various conflict-affected regions of Burkina Faso through social protection.

WFP GENDER AND AGE MARKER

CSP ACTIVITY	GAM MONITORING CODE
Provide school meals to vulnerable children during the school year, including take home rations for girls	3 - Fully integrates gender
Provide CBT assistance to beneficiaries targeted by government social safety nets including capacity strengthening for adolescent girls	3 - Fully integrates gender

Strategic outcome 03: Nutritionally vulnerable populations including children aged 6-59 months, pregnant and lactating women and girls (PLW/Gs), antiretroviral therapy (ART) clients, in targeted areas have improved nutritional status all year round.



114,800 children aged 6 to 59 months and **65,500 pregnant and breastfeeding women and girls** received **specialized nutritious foods** to treat **malnutrition**



479,100 children aged 6 to 59 months suffered from **acute malnutrition**, including **113,600 cases of severe acute malnutrition**



Social and behavioural change communication activities reached **161,700 people** with messages on **nutrition** and **infant and young child feeding practices**



7 infant flour production units supported to increase the local production and availability of high-quality **fortified foods** for **young children**



173,300 children aged 6 to 59 months were **screened** to detect moderate and severe acute **malnutrition** cases



800 health facilities closed or operating at a minimum capacity, **depriving 3.6 million people** of access to **healthcare**

Malnutrition, in its various forms, remains a significant public health concern in Burkina Faso. The deteriorating security situation and mass internal displacement confront the population with great difficulties in meeting their immediate and long-term nutrition needs. In conflict-affected regions, the most significant challenges include limited access to food markets and nutrition services, the closure or minimal functioning of health facilities, and the physical isolation of entire localities, all exacerbating malnutrition levels. In August, a total of 779 health facilities were closed or only operating at a minimum capacity, depriving 3.6 million people of access to healthcare, according to the Ministry of Health and Public Hygiene. Other key drivers of malnutrition persisted, including poverty, low water availability, hygiene and sanitation (WASH) infrastructure, parasitic infections, limited availability of diverse and nutritious foods, price volatility, and inadequate infant and young child feeding (IYCF) practices.

In 2023, the nutritional situation remained worrying, with data collection severely constrained by insecurity. A rapid SMART nutrition survey conducted across six conflict-affected regions showed an alarming prevalence of global acute malnutrition (GAM) among children aged 6-59 months [1]. Among the nineteen localities covered by the survey, only three exhibited a moderate level of GAM; the other sixteen localities were in emergency situations (GAM > 10 percent) [2]. The latest IPC Acute Malnutrition (AMN) analysis estimated that between August 2023 and July 2024, a total of 479,100 children aged 6-59 months would suffer from acute malnutrition, including 113,600 cases of severe acute malnutrition (SAM). Comprehensive nationwide data on the nutritional situation remain significantly limited. The 2023 national nutrition survey, conducted between September and October, was confined to physically accessible areas, omitting the country's three regions most severely impacted by food insecurity, namely the Est, Centre-Nord, and Sahel. The absence of data from these regions poses a significant challenge, given that they account for 54 percent of the population facing acute food insecurity [3].

In response to this alarming situation, **WFP continued to address both the immediate and underlying drivers of poor diets and malnutrition**, as well as comprehensively integrated nutrition within the rest of its activity portfolio. This encompassed enhancing community access to healthy and diverse diets, raising awareness on the importance of a nutritious diet, strengthening the capacities of national actors and health structures through technical assistance, training community-based health workers, conducting social and behaviour change communication (SBCC) initiatives to encourage optimal feeding.

Collaboration and partnership with both national and international stakeholders remained central to WFP's nutrition programming. These efforts facilitated the identification of complementarities, ensured effective

coordination, and fostered a multi-sectoral approach to address the multifaceted issue of malnutrition. Key national partners included the Ministry of Health and Public Hygiene, the Nutrition Directorate (Direction de la Nutrition), the Technical Secretariat for Multisectoral Nutrition (Secrétariat technique chargé de la multisectorialité pour la nutrition) and the various Regional Health Directorates. Moreover, WFP actively engaged in coordination platforms like the Nutrition Cluster and implemented programmes with other United Nations agencies, including a joint project with WHO, UNICEF, FAO, UNFPA, and UNDP to prevent chronic malnutrition in the Est region. Additionally, in the Nord region, WFP and FAO made progress in enhancing the food and nutrition security of vulnerable agro-pastoral households while simultaneously building their resilience to shocks and stressors.

In collaboration with the regional health directorates, **WFP's moderate acute malnutrition (MAM) treatment activity was implemented in 978 health centres across six regions** (Boucle du Mouhoun, Centre-Est, Centre-Nord, Nord, Sahel, and Est). This activity provided specialised nutritious foods for the treatment of over 114,800 children aged 6-59 months (52 percent girls) and nearly 65,500 pregnant and breastfeeding women and girls (PBWG). Treatment activities were normally conducted at health centres; however, when they were closed, WFP relied on community health workers. The assistance provided was in line with the national protocol: each malnourished child received a 100-gram daily ration of ready-to-use supplementary food (RUSF) for three months, while each malnourished PBWG received a 250-gram daily ration of SuperCereal and 20g of enriched oil for three months.

Performance indicators related to the treatment of moderate acute malnutrition reached acceptable levels by Sphere standards, however they showed regional disparities. The recovery (93.4 percent), default (5.58 percent), non-response (0.86 percent) and mortality (0.17 percent) rates all met their respective annual targets. Regional disparities may be attributed to insecurity, which reduced service provision in health centres and prevented patients from accessing care and treatment services [4].

During general food distributions, **WFP systematically conducted nutrition screening** using the mid-upper arm circumference (MUAC) method to detect moderate and severe forms of acute malnutrition among young children in a timely manner. Individuals with normal nutritional status received preventive assistance [5], while those identified as malnourished were referred to the nearest health centres or community health structures for treatment. As part of a complementary approach, WFP supported the treatment of moderate cases, while UNICEF managed the severe cases. In 2023, a total of 173,300 children aged 6-59 months were screened for malnutrition, and 2,410 MAM and 390 SAM cases were detected. General food distributions were also complemented by social and behaviour change communication (SBCC) activities to disseminate nutrition-related messages, which reached 161,700 people (77 percent women).

Recognising that the first 1,000 days, from conception to a child's second birthday, constitute a unique period when the foundations of optimum health, growth and brain development are established, **WFP continued its efforts to address the underlying causes of wasting, stunting and micronutrient deficiencies**. Notably, WFP facilitated the establishment or continuation of mothers' support groups known as Learning and Monitoring Groups for Infant and Young Child Feeding Practices (GASPA [6]). Through these groups, WFP raised awareness about appropriate infant and young child feeding practices, emphasised dietary diversity, organised cooking demonstrations to disseminate hygienic cooking practices, and delivered educational messages on health, nutrition, and water, sanitation, and hygiene (WASH). Throughout the year, WFP supported 530 mothers' support groups, many of which were integrated into resilience-building sites.

In May, **WFP and the World Bank completed the implementation of a chronic malnutrition prevention project** in Centre-Nord and Boucle du Mouhoun regions, targeting vulnerable children aged 6-23 months who did not receive assistance from any other actor. As part of this project, WFP continued to support the distribution of lipid-based nutritional supplements (LNS) to health districts and communities, benefitting 21,690 children.

WFP made progress in strengthening local food systems and value chains with the specific objective of enhancing the availability and affordability of nutritious and diverse foods for mothers and young children. As part of the Response to the Food Crisis in the Central Sahel (CRIALCES) project, WFP supported the local production of quality fortified foods by providing technical, material, and infrastructure support for seven infant flour production units. These units specialised in fortifying infant flour with vitamins and minerals using local ingredients [7]. Furthermore, 21 staff members from the Agency for Standardization, Metrology and Quality (ABNORM) were trained in the implementation of food safety management systems, preparing them for their future certification as ISO 22000 Lead Implementers. Finally, WFP enhanced regulatory and normative frameworks by supporting the adoption of standards for five crops (corn, millet, cowpea, peanut, and soy) used for fortified flours and by providing technical support for developing a regulation for the certification of infant flours.

Strengthening the capacities of partners remained WFP's priority, focusing on government entities at national, regional and district levels, as well as non-governmental organisations. These initiatives included offering financial support for training sessions, providing anthropometric equipment, and facilitating storage infrastructure for nutritional inputs. Additionally, WFP assisted the Ministry of Health and Public Hygiene in developing and adopting the

Social and Behaviour Change Communication Strategy for the Nutrition of Mothers, Infants, and Young Children (2023-2025).

WFP also continued to support people living with HIV (PLHIV), enhancing their access to essential services through inclusive social protection. This included assisting the Permanent Secretariat of the National Social Protection Council (SP-CNPS) in conducting workshops to review guides and develop training modules on HIV-sensitive social protection. WFP also assisted the SP-CNPS in registering vulnerable PLHIV in the Unified Social Registry, promoting their inclusion in national social safety net activities.

Gender was fully integrated into the nutrition programme as reflected in the score of 3 obtained during the 2023 Gender and Age Marker (GaM) monitoring exercise, which assessed the extent to which gender and age considerations were mainstreamed into WFP activities during the year.

WFP GENDER AND AGE MARKER

CSP ACTIVITY	GAM MONITORING CODE
Support beneficiaries through the provision of specialized nutritious food and integrated programmes (including SBCC) to prevent and treat acute and chronic malnutrition	3 - Fully integrates gender

Strategic outcome 04: Smallholder farmers and communities in targeted areas, including those affected by recurrent climate shocks, have more resilient livelihoods and sustainable food systems by 2023

FFA

Food assistance for assets (FFA) activities built communities' **resilience** by creating and rehabilitating **productive assets**, benefitting **468,700 people**



12,000 hectares of **degraded land rehabilitated** to enhance **agricultural productivity**, and **79 water reservoirs** built for **irrigation** purposes



112,000 smallholders and **472 farmers' organisations** assisted with equipment and training to **enhance food production, crop safety, and grain storage**



137,400 climate-vulnerable people received **cash transfers** totaling **USD 5.9 million** thanks to an **insurance payout** through WFP's **ARC Replica policy**



118,000 vulnerable individuals covered by **macroinsurance** against potential **weather-related shocks** in anticipation of the 2023-24 agricultural season



6 farmers' organizations secured commercial agreements with WFP and began supplying **15,000 metric tons** of **food commodities**

In Burkina Faso, the effects of climate change, coupled with the deteriorating socio-economic, humanitarian and security situation, underscore the critical need for resilience-building. This is essential for safeguarding development gains, minimising the loss of livelihoods, and fostering social cohesion. Moreover, these investments empower communities to become more self-reliant, gradually decreasing their reliance on humanitarian assistance for their food and nutrition security. To this end, **WFP continued to assist vulnerable individuals, households, and communities in strengthening their capacity to withstand and recover from shocks and stressors**, including climate change, environmental degradation, food price fluctuations, economic uncertainty, demographic pressures, social tensions, and conflict. These activities were aligned with national priorities aimed at enhancing vulnerable communities' self-reliance by strengthening their livelihoods and gradually increasing agricultural food production [1].

In 2023, **WFP made progress in scaling up its integrated resilience-building programme, supporting 90 resilience sites across five regions** (Nord, Centre-Nord, Sahel, Est, and Plateau-Central) [2]. Moreover, WFP expanded its activities to urban and peri-urban areas experiencing rising food and nutritional insecurity caused by factors such as land degradation, the climate crisis, limited access to water for production, and the influx of internally displaced persons, all of which adversely impacted livelihoods and access to basic social services [3]. The integrated programme encompassed food assistance for assets (FFA), smallholder agricultural market support (SAMS), climate insurance, nutrition activities, and school-based programmes. Importantly, the programme bridged the gap between short-term humanitarian and longer-term development assistance, as **WFP successfully transitioned nearly 92,000 people (60 percent women) from unconditional food assistance to conditional resilience-building activities**.

In line with the humanitarian-development-peace (HDP) nexus approach, **WFP's resilience interventions were increasingly geared towards fostering social cohesion**, particularly where displaced populations and host communities found themselves contending over access to limited resources and social services. Notably, a working paper by the International Food Policy Research Institute (IFPRI) showed that WFP's resilience-building interventions improved assisted communities' access to natural resources, facilitated intra- and intercommunity dialogue, and increased trust between communities and their leaders. Moreover, these activities contributed to women's empowerment by facilitating their participation in community-based planning and decision-making processes.

In 2023, **FFA activities continued to create and rehabilitate community assets, engaging around 66,000 participants** (60 percent women). To address their immediate food needs, participants and their households received a total of USD 5 million, thereby benefitting over 468,000 people (20 percent of them internally displaced). Thanks to this programme, **12,000 hectares of degraded land were rehabilitated to enhance agricultural productivity, 570**

hectares of lowland were developed for rice production, 26,500 mt of organic compost were produced for soil improvement, 79 water reservoirs were built for irrigation purposes (each with a capacity of 3,000 m³), 18 boreholes were built to extract groundwater, 18 hectares of irrigated gardens and seven hectares of school gardens were established, and 24,655 fuel-efficient cooking stoves were manufactured. Lands rehabilitated before the rainy season enabled communities to produce 6,000 mt of cereals and legumes, 400 mt of vegetables, and 1,000 mt of fodder. Solar pumping systems were also utilised in ten home-grown school-feeding gardens to facilitate irrigation. WFP actively monitored the physical conditions of the assets and strengthened the maintenance capacities of community-based site management committees.

As in previous years, **FFA activities were identified through community-based participatory planning (CBPP) exercises**, which served as an inclusive tool from the planning stage to project completion. This enabled community-wide consultations, enhanced local ownership, promoted balanced gender representation, and maximised complementarity with other partners' interventions. Altogether, 37 CBPP exercises were conducted, during which the communities identified their resilience priorities and proposed sustainable and equitable solutions to achieve them. Given the country's fragile socio-economic context, **WFP resilience programming further enhanced its conflict-sensitive approach**. For example, CBPP exercises ensured the equitable representation of both IDPs and host community members. They also served as a platform for both groups to identify the main conflict sources, such as the increased competition for social services and unequal access to natural resources.

Despite significant output-level achievements, monitoring findings indicate that the food security situation of households assisted as part of WFP's FFA activities remained low. This may be attributed to persistent insecurity and the impact of population displacement on host communities. Only 20 percent of households reached an acceptable food consumption score, falling below the annual target. Moreover, only 39 percent of surveyed households did not use any livelihood-based coping strategies, while 34 percent resorted to crisis and emergency coping strategies such as depleting household savings. Furthermore, 46 percent of households employed at least one food consumption-based coping strategy in the seven days preceding the survey [4]. Indicating positive outcomes, around 86 percent of households reported benefits derived from an enhanced livelihood asset base in their communities, although slightly lower than in 2022.

To help raise the incomes of smallholder farmers and sustainably improve their livelihoods, **WFP continued to implement its SAMS programme, reaching 112,000 smallholders (52 percent women) and 472 farmers' organisations**. By providing training and equipment, WFP improved farmers' agricultural productivity, enhanced their capacity to reduce post-harvest losses, and facilitated access to markets and insurance. Reaching 80,000 smallholder farmers, WFP's support in agricultural land development facilitated the cultivation of 3,000 hectares. To enhance post-harvest management, 1,000 smallholders and 30 farmers' organisations were equipped with tools to store grain and seeds without resorting to chemicals for insect pest control [5]. To combat aflatoxin, 2,550 farmers were trained on how to protect their crops from contamination and received a control product (Aflasafe), enabling the treatment of 2,815 hectares of agricultural land. To support market access, six farmers' organisations secured commercial agreements with WFP and began supplying 15,000 mt of food commodities such as millet, sorghum, and maize as part of WFP's service provision agreement with the Government of Burkina Faso. Moreover, 21 smallholder cooperatives were linked with agro-processing units, financial and microfinance institutions, and input suppliers, promoting their access to contract opportunities and warehouse receipt systems, known as warrantage. Leveraging its home-grown school feeding approach, WFP facilitated the establishment of a database of farmers' organisations in the Plateau-Central region, enabling over a hundred schools to procure food locally for their canteens.

In Burkina Faso, rural households face recurrent climate shocks, causing significant losses and damages that may endanger their livelihoods and food security. To alleviate these challenges, **WFP continued to support the country's disaster risk financing strategy through the macro-insurance product offered by the African Risk Capacity (ARC) Group** [6] - a specialised agency of the African Union. Notably, WFP complemented the Government's macro-insurance product by purchasing an ARC Replica policy. Through this policy, WFP received a payout of USD 7.2 million, enabling it to assist over 137,400 food-insecure people through unconditional cash-based transfers in regions where dry spells caused significant crop losses. Moreover, in anticipation of the 2023/24 agricultural season, WFP expanded the Government's macro-insurance coverage by purchasing an ARC Replica policy of USD 1 million, insuring 118,000 vulnerable individuals against potential shocks. **WFP also continued to encourage smallholder farmers to subscribe to a voluntary climate micro-insurance scheme to protect themselves against climate disaster risks** during the agricultural season. The potential payout from this scheme would enable farmers to safeguard their livelihoods and food security from weather-related shocks. As a result, over 5,500 households (52 percent headed by women) subscribed to this product for the agricultural season 2023/24.

Forging complementary partnerships with other actors based on their respective comparative advantages remained at the heart of WFP's resilience-building efforts. Under the multi-country Joint Programme for the Sahel in Response to the Challenges of COVID-19, Conflict and Climate Change (SD3C), WFP continued working with FAO and IFAD to support the livelihoods of small-scale producers living in conflict-affected cross-border areas. The SD3C programme contributed to creating sustainable assets, reaching 36,130 beneficiaries (52 percent women), including

5,980 IDPs, 16,160 young people, and 910 persons with disabilities. Furthermore, in the fight against desertification, WFP began to operationalise its support to the Great Green Wall Initiative in Burkina Faso, including through joint CBPP exercises and a study on ecosystem restoration in the Plateau-Central region.

Recognising the need for multi-sectoral approaches, WFP strengthened its partnership with UNICEF and Germany’s main development cooperation agency, GIZ. This culminated in a joint three-year project to be launched in 2024 with the objective of building resilience, strengthening social cohesion, and improving livelihoods. Finally, new partnerships were developed with the Switzerland-based NGO Centre Ecologique Albert Schweitzer (CEAS) in green charcoal production methods, capacity-building for smallholder farmers in appropriate technologies, agro-ecology, food and non-food agro-processing, artisanal business management and post-harvest loss management; as well as with the International Institute of Tropical Agriculture (IITA) to support market access for smallholder farmers by building capacity for good agricultural practices and to combat aflatoxin in agricultural production.

WFP integrated gender and age considerations by ensuring the active participation of women, men, young girls, and boys across all decision-making stages during participatory community planning processes. Focus groups based on gender and age were set up to gather nuanced information. Women and young people were encouraged to voice their opinions during plenary meetings and were systematically considered in the various committees set up at the community level.

WFP GENDER AND AGE MARKER

CSP ACTIVITY	GAM MONITORING CODE
Provide livelihood and asset support including value chain development , agricultural insurance schemes, and innovative production technologies and practices to targeted groups	3 - Fully integrates gender

Strategic outcome 05: National institutions have strengthened capacities to manage gender and shock-responsive systems, food security, nutrition and social protection programmes and policies by 2023



WFP supported the **Government** through the **capacity strengthening of 3 key national food security entities** as part of a World Bank-financed project



WFP provided **technical support** for the **National Social Protection Strategy** and its three-year action plan



WFP participated in a strategic dialogue on the rollout of the national **Unified Social Registry** and supported the completion of the pilot phase

Under Strategic Outcome 5, WFP continued to **provide technical assistance to strengthen the capacities of national institutions in managing shock-responsive food security, nutrition and social protection systems and programmes**. WFP provided technical assistance in social protection, including the development of new national strategies, action plans, and programmes. Moreover, WFP supported the design of social protection programmes and continued to support the setup of the country's Unified Social Registry.

In 2023, **the Government of Burkina Faso signed an agreement with WFP for the latter to provide technical assistance to national institutions** as part of the World Bank-financed Emergency Local Development and Resilience Project (Projet d'Urgence de Développement Territorial et de Résilience - PUDTR). Through this agreement, WFP committed to strengthening the capacities of key national entities, namely the National Council for Emergency Relief and Rehabilitation (CONASUR), the National Food Security Stock Management Company (SONAGESS), and the Executive Secretariat of the National Food Security Council (SE-CNSA). During the year, WFP facilitated and financed training sessions where CONASUR staff were trained on various topics, including the data collection software Open Data Kit (ODK), adaptive social protection, food distribution monitoring tools, and the principles and minimum standards for quality humanitarian response as outlined in the Sphere Handbook. WFP assisted the SE-CNSA by procuring office equipment and supporting technical workshops, including one focused on the National Food and Nutrition Security Policy (Politique nationale de sécurité alimentaire et nutritionnelle - PNSAN) to draw lessons from the national food security response and enhance future preparedness and crisis response efforts. Moreover, WFP partnered with the United Nations Industrial Development Organization (UNIDO) to conduct an institutional baseline audit for SONAGESS, identifying training and equipment needs to guide future capacity-strengthening activities.

WFP continued its collaboration with the Permanent Secretariat of the National Council for Social Protection (Secrétariat permanent du Conseil national pour la protection sociale SP-CNPS), the coordinating body for all social protection interventions at the national level. Notably, WFP played a key role in elaborating a comprehensive capacity-strengthening plan that addressed previously identified capacity gaps and needs. Furthermore, WFP contributed to finalizing the Government's new National Social Protection Strategy (Stratégie nationale de protection sociale - SNPS) [1], along with its three-year action plan, as well as the Programme for the Empowerment of Poor and Vulnerable Households (Programme d'autonomisation des ménages pauvres et vulnérables - PAMPV).

WFP remained actively engaged in strategic discussions concerning the rollout of a national Unified Social Registry (Registre Social Unique - RSU). The pilot phase was completed with WFP's technical support in two regions, namely Centre-Est and Centre-Ouest, while the countrywide rollout of the registry will begin in 2024 and conclude in 2026, with a plan to register 1.4 million households. Levering its extensive operational presence throughout the country, WFP will enable the identification of vulnerable households located in hard-to-reach areas. Moreover, WFP's social safety net interventions plan to use the lists of vulnerable households registered in the RSU as soon as they become available.

The World Bank and WFP continued their long-standing collaboration to assist the Government of Burkina Faso in adaptive social protection. In 2023, the two partners decided to extend their Memorandum of Understanding for the period 2024-2028 and jointly developed a two-year action plan aligned with national social protection priorities. The action plan foresees various activities, including capacity-strengthening activities for key national food security actors, evidence generation through studies, support for national social protection and safety nets initiatives, and technical support to establish a shock-responsive national social protection system.

Supporting the Government in its fight against climate-related disasters, **WFP assisted the Executive Secretariat of the National Food Security Council (SE-CNSA) in better customising the country's drought risk profile using the Africa RiskView software for potential drought events**, both in agricultural and pastoral contexts. This will enable a more accurate estimation of affected populations and the associated response costs in case of a drought. In addition, WFP supported SE-CNSA in choosing the most optimal macro-insurance policies for potential agricultural and pastoral drought events during the 2023/24 season, enabling the Government to provide climate insurance coverage for over 150,000 vulnerable individuals. WFP also supported the National Meteorological Agency in carrying out the maintenance of rain gauges to acquire quality data for seasonal forecasting and for the customisation of the insurance of ARC Replica for 2024/2025.

WFP GENDER AND AGE MARKER

CSP ACTIVITY	GAM MONITORING CODE
Provide capacity-strengthening support including emergency response, early warning systems, supply chain, National P4P, agricultural insurance, social safety net data collection and management, to national institutions and partners	3 - Fully integrates gender

Strategic outcome 06: Government, humanitarian and development partners in Burkina Faso have access to common services to access and operate in targeted areas throughout the year.



WFP supported the **Government** to replenish **national food security stocks** through the procurement of **23,000 metric tons** of food commodities in 2023



1,790 United Nations personnel benefited from **secure communications services** provided by the Information Technology Common Service (ITCS) sector



Satellite internet connectivity provided to **21 organizations** in three hard-to-reach locations of the Sahel region to facilitate **communication**



UNHAS transported **27,501 passengers** and **1,231 metric tons** of **light cargo** to 20 regular and 12 ad hoc destinations to support **159 user organizations**



UNHAS averaged **253 flight hours per month** - an **80 percent increase** compared with 2022



62 organizations benefitted from **Logistics Cluster services** such as **coordination, information management, common storage** and **air transport**

As part of the service provision agreement signed with the Government of Burkina Faso, **WFP continued to support the World Bank-financed Emergency Territorial Development and Resilience Project (PUDTR) by replenishing national food security stocks with a total of 70,000 mt of food commodities.** Destined for the National Strategic Food Reserve Agency (Société Nationale de Gestion du Stock de Sécurité Alimentaire - SONAGESS) and the National Council for Emergency Assistance and Rehabilitation (Conseil National de Secours d'Urgence et de Réhabilitation - CONASUR), this service supports key national actors in their food security response [1]. In March 2023, WFP completed the first phase, procuring 40,000 mt locally. The remaining 30,000 mt is being procured as part of the second phase, with 15,000 mt sourced locally by December 2023 and the remaining 15,000 mt expected to be acquired and delivered to SONAGESS by March 2024.

As part of the PUDTR, **WFP continued to increase CONASUR's logistics infrastructure to improve its emergency preparedness and response capacity** with four additional mobile storage units, each with a capacity of 350 mt. To be installed by March 2024 in the regional logistics hubs of Banfora, Gaoua, Tenkodogo, and Dédougou, these MSUs will provide a total of 1,400 mt of additional storage capacity.

Moreover, **WFP received funding from the World Bank to provide technical assistance to SONAGESS and CONASUR to enhance their supply chain capacities** in logistics, food handling, storage, and food safety and quality. An institutional baseline audit was carried out by WFP and the United Nations Industrial Development Organization (UNIDO) to identify the training and equipment needs of SONAGESS for subsequent capacity-strengthening activities.

Finally, at the request of the Ministry of Health and Public Hygiene, **WFP, through United Nations Humanitarian Air Service (UNHAS) helicopters, transported over 772,000 doses of various vaccines to around 11 hard-to-reach areas** as part of The Saving Lives and Livelihood initiative by the Africa Centres for Disease Control and Prevention (Africa CDC) and the Mastercard Foundation.

Activity 8

Under WFP's leadership, **the Information Technology Common Service (ITCS) sector coordinated and implemented security communications services in Ouagadougou and six United Nations hubs** [2] and provided internet connectivity in three hard-to-reach locations in the Sahel region. In 2023, ITCS services generated 6,220 vouchers for aid workers from 24 user organisations, reflecting its role in enabling the humanitarian response in Burkina Faso.

In 2023, **the ITCS sector continued to provide satellite internet connectivity services in Djibo and Gorom-Gorom and extended this service to Sebba**. Connecting an average of 510 users each month from 21 different organisations, this served as an essential means of communication for humanitarian and development actors operating in remote deep-field locations. The ITCS began deploying solar-based power solutions to increase power supply reliability and reduce dependence on fossil-fuelled generators. Moreover, the ITCS is working with authorities to launch the Service for Communities (S4C) project in the hard-to-reach town of Dori to provide IDPs, refugees, and the host population with internet and communications services.

In collaboration with the United Nations Department for Safety and Security (UNDSS), **the ITCS sector continued to provide security communications services in Ouagadougou and six UN hubs**, enhancing the safety and security of humanitarian responders operating in insecure locations. Utilising VHF radio-based Security Communication Systems, the service linked field personnel to the Remote Security Operations Centre in Ouagadougou. In 2023, security communications services were expanded to the newly established UN hub in Dédougou. In 2023, over 1,790 UN personnel benefitted from these services, which included the tracking of their movements and the timely dissemination of security alerts. In addition, 575 radios were programmed for UN staff, and 335 personnel were trained in communication procedures.

Activity 9

Against the backdrop of severely impeded road access, **the WFP-managed United Nations Humanitarian Air Service (UNHAS) continued to provide safe, reliable, cost-efficient, and timely passenger and cargo air transport services**, enabling the humanitarian and development community to access and operate in even the hardest-to-reach areas of Burkina Faso.

Thanks to contributions from donors and revenue generated through its partial cost recovery system, UNHAS successfully sustained and scaled up its operations [3, 4]. **With the growing demand for flights, UNHAS increased its fleet from two to three helicopters**. The fleet comprised two Mi-17 and one Super Puma, the latter funded by the Directorate-General for European Civil Protection and Humanitarian Aid Operations (DG-ECHO) of the European Commission. Flight schedules were regularly revised to accommodate user organisations' demand for air services and to reach new destinations, demonstrating UNHAS's ability to adapt to evolving needs.

In 2023, **UNHAS transported 27,501 passengers and 1,231 metric tons of essential light cargo to 20 regular and 12 ad-hoc destinations throughout the country**, with five destinations newly introduced. The most served destinations were Dori, Djibo, Gorom-Gorom and Fada, accounting for 54 percent of all passenger traffic. UNHAS flight hours averaged 253 hours per month, an 80 percent increase from 2022. The UNHAS user community grew from 100 organisations in 2022 to 159 in 2023, of which 55 percent were international NGOs, 21 percent national NGOs, 23 percent UN agencies, and 1 percent diplomatic and donor missions. UNHAS continued to facilitate medical evacuations and security relocations of humanitarian staff when required, with 39 security relocations and three body evacuations performed during the year.

The End-of-Year Provision of Access Satisfaction Survey (PASS) and Passenger Satisfaction Survey (PSS) survey from November 2023 resulted in an overall satisfaction rate of 94.5 percent.

Activity 10

The WFP-led Logistics Cluster continued to support humanitarian partners by coordinating logistics responses, sharing critical information, and facilitating access to common logistics services. In 2023, these shared services reached 62 organisations, 59 percent of which were international NGOs, 24 percent national NGOs, and 17 percent UN agencies. Additionally, the cluster strengthened national actors' emergency preparedness capabilities, contributing to the localisation of the humanitarian response.

The Logistics Cluster facilitated access to common logistics services, specifically air transport and storage.

Storage facilities were made available to partners on a free-to-user basis in Ouagadougou and four regional logistics hubs (Dori, Fada N'Gourma, Kaya, Ouahigouya), with a total capacity of nearly 1,900 square meters, equivalent to 2,900 mt. The main warehouse, located inside Ouagadougou International Airport, considerably reduced the dispatch time for humanitarian assistance by air from Ouagadougou. A total of 2,400 mt of relief items were stored in the warehouses, representing an occupancy rate of 83 percent.

Humanitarian organisations continued to utilise UNHAS-managed cargo helicopters for the delivery of life-saving assistance to various hard-to-reach areas. Facilitated by the Logistics Cluster and offered on a cost-recovery basis, this service was provided to 66 organisations, delivering 1,100 mt of multisectoral relief items to 31 destinations.

Contributing to logistics coordination and information sharing among humanitarian actors, **the Logistics Cluster organised coordination meetings both at national and regional levels**. Information management remained at the heart of cluster activities, with 46 products published on the website [5]. Moreover, the cluster created a thematic

working group to discuss inland transport challenges and potential solutions.

CONASUR's logistics capacity was reinforced in Dori by establishing a logistics platform with two mobile storage units, each with a capacity of 500 mt.

Logistics Cluster survey results showed an overall satisfaction rate of 82 percent in 2023.

WFP GENDER AND AGE MARKER

CSP ACTIVITY	GAM MONITORING CODE
ICT, Logistics and other additional supports may be provided to partners if needed	N/A
Provide technical assistance through the emergency telecommunications sector to the Government and relief partners to improve emergency communication infrastructure and coordination mechanisms	N/A
Provide humanitarian air services to national disaster management offices and other relevant partners to access areas for humanitarian interventions	N/A
Logistic Cluster Services	N/A

Cross-cutting results

Gender equality and women's empowerment

Improved gender equality and women's empowerment among WFP-assisted population

In 2023, **the pursuit of gender equality and women's empowerment remained central to WFP's mission of saving lives and changing lives in Burkina Faso**, particularly by addressing the differing needs and priorities of women, men, girls, and boys. Ranked 109 out of 146 countries in the 2023 Global Gender Gap Index [1], **Burkina Faso remains a country where women and girls face severe socio-economic, educational, and political barriers compared to men**. With a Gender Inequality Index [2] (GII) value of 0.621, Burkina Faso ranked 157 out of 170 countries in 2021, indicating significant gender inequalities in the three measured dimensions of human development, namely reproductive health, empowerment, and labour market.

Stark inequalities persist among men, women, girls, and boys in terms of domestic burden, access to paid work and decision-making power, with a gendered division of labour that confines women and girls to the family sphere [3]. Women and girls face greater economic difficulties due to patriarchal gender norms that limit their land ownership and constrain their access and control over resources and means of production. Furthermore, women and girls face limited access to basic social services and education, adversely impacting their human development prospects. Their participation in public life and representation in national and local decision-making bodies tend to be constrained by cultural norms and social structures. Moreover, women and girls, and households headed by them, are often disproportionately affected by the humanitarian and displacement crisis and are more vulnerable to food insecurity and malnutrition. Evidence shows that internally displaced women and girls are at a much higher risk of gender-based violence [4].

In 2023, **WFP continued to integrate gender-transformative approaches into its activities**, addressing the root causes of gender inequalities in both crisis response and resilience-building activities. WFP promoted women's active participation and leadership in all project activities, decision-making bodies, food management committees, focus group discussions, and post-distribution assessments. Going forward, when designing and implementing its programmes, **WFP will rely on a comprehensive gender analysis, which was conducted at the end of 2023**. Through this analysis, WFP will be able to better examine gender-related norms and power relations and narrow gender gaps by exploring the disparities in power and access to resources and by identifying the distinct needs, constraints, and opportunities of men, women, girls, and boys.

Giving women and girls more voice and facilitating their access to economic opportunities were integral parts of WFP's gender strategy in Burkina Faso. Given the gender-based disparities in economic opportunities, WFP specifically targeted women through various activities, including income-generating activities, insurance for smallholder farmers affected by climate-related shocks, and access to credit for greater financial inclusion.

As part of its emergency response, **WFP continued to provide food and nutritional assistance to acutely food-insecure people, prioritising young children and pregnant and breastfeeding women and girls**. Among other vulnerable groups, such as the elderly and persons with disabilities, WFP prioritised households headed by women.

WFP's resilience-building activities promoted equal gender participation in community-based participatory planning (CBPP) exercises, which considered the differing needs and priorities of women and men. In food assistance for assets (FFA) activities, women constituted at least 60 percent of participants and were also represented in community management committees. Community sensitisation campaigns, targeting both women and men, were conducted to promote equitable access to resources, means of production, and training opportunities. By facilitating access to agricultural inputs, equipment, and skills, WFP's smallholder agricultural market support (SAMS) programme continued to mitigate the structural barriers that prevented women smallholder farmers from maximising their productive potential, thereby contributing to their economic empowerment.

As part of its school meals programme, WFP continued to provide conditional take-home rations (THR) to girls if they reached an attendance rate of at least 80 percent throughout the month. As girls are at a heightened risk of

dropping out of school due to early marriage, early pregnancy, and child labour, providing THR was crucial to encourage parents to keep sending girls to school, thereby allowing them to complete their primary education. In addition, WFP continued to conduct awareness campaigns to promote women's representation and access to leadership positions in school management committees. While some progress was observed, gender gaps remained in these committees, prompting WFP to reinforce its sensitisation efforts going forward.

Targeting 4,200 people (52 percent women and girls) in positions of greater vulnerability in Sakoula, **WFP's cash-based transfers project promoted beneficiaries' digital financial inclusion and economic empowerment through income-generating activities.** The project also included training sessions to enhance beneficiaries' knowledge of digital financial services and micro-credit. Narrowing the digital financial inclusion gender gap, WFP provided beneficiaries with first-time access to mobile money accounts. These awareness-raising sessions also covered topics such as gender inequality, gender-based violence, and sexual exploitation and abuse.

Throughout the year, **WFP remained actively involved in the Gender Thematic Group** and provided technical assistance to develop its annual action plan for 2023.

Protection and accountability to affected populations

Affected populations are able to benefit from WFP programmes in a manner that ensures and promotes their safety, dignity and integrity. Affected populations are able to hold WFP and partners accountable for meeting their hunger needs in a manner that reflects their views and preferences

In 2023, the escalating armed conflict and insecurity, along with violence and attacks perpetrated against civilians, illegal restrictions on freedom of movement, insufficient access to basic social services and livelihood opportunities, and mass population displacement constituted major protection risks faced by the population [1]. Men, women, boys, and girls remained exposed to human rights violations, including sexual exploitation and abuse, gender-based violence, forced recruitment, extortion and theft, abduction, mistreatment, and harassment [2]. The specific protection needs of refugees and internally displaced persons were identified by protection actors and included securing property, protection against attacks, shelter, documentation, and psychosocial care. The humanitarian crisis also increased the occurrence of harmful coping strategies among the most vulnerable households, including taking children out of school for the purpose of finding paid work or due to early marriage [3]. Moreover, the displacement crisis, with over 2 million people registered as internally displaced, placed mounting pressure on host communities and already limited essential services, undermining peaceful co-existence and exacerbating tensions over access to natural resources such as land.

In the context of worsening insecurity, **WFP continued to face challenges in accessing populations without exposing them to protection risks**, especially when airlifting food assistance to high-risk localities encircled by armed groups. Therefore, **airlifts were preceded by nuanced multi-sectoral analyses** by WFP, systematically integrating protection considerations into operational planning and execution, along with sustained negotiations with local authorities and the communities themselves.

WFP played a key role in coordinating the protection sector and its various areas of responsibility, including child protection and gender-based violence sub-clusters, the Accountability Working Group, and the Protection from Sexual Exploitation and Abuse (PSEA) network. Furthermore, WFP provided support in social protection by assisting the Permanent Secretariat of the National Social Protection Council (SP-CNPS) to include people living with HIV (PLHIV) in the Unified Social Registry, thereby promoting their inclusion in national social safety net activities.

Moreover, **WFP carried out a preliminary conflict analysis on Burkina Faso, which will be further nuanced in 2024**. To enhance conflict sensitivity in its operations, WFP will aim to partner with organisations that have specialised expertise in protection monitoring, conflict analysis, conflict-sensitive programming, and access negotiation to inform WFP programmes. WFP is developing a new partnership with a peacebuilding organisation to provide its cooperating partners with training in conflict-sensitive approaches.

Through community feedback mechanisms (CFM), **WFP continued to manage feedback received via various channels, including the toll-free hotline, help desks, and complaints management committees**. Callers, using the toll-free number, were able to communicate in four different local languages (moore, fulfuldé, dioula and gourmantché), in addition to French. In 2023, over 23,939 calls were received through the hotline (55 percent from women), with 23,465 calls successfully closed by the end of the year. Most calls were positive feedback (51 percent), minor complaints (41 percent), and requests for information about activities (8 percent). Most calls concerned the cash transaction process, selection criteria and registration, and food distribution. WFP completed the standardisation process of its CFM by beginning to use SugarCRM, a software for collecting, storing, and tracking complaints and feedback received through the hotline.

WFP also conducted surveys to assess people's awareness of the CFM, revealing that 52 percent of host community members and 45 percent of IDPs knew how to provide feedback and lodge complaints. Moreover, **WFP kept training cooperating partners on the principles of accountability to affected populations and monitored their performance in the field**. This enabled WFP to detect cases when the toll-free number was not displayed or when members of help desks and complaints management committees were absent from the distribution sites. In hard-to-reach areas, where direct communication with the affected communities posed significant challenges, monitoring findings identified communication gaps with beneficiaries receiving mobile money as part of WFP's cash-based transfers (CBT) programme. To address this issue, WFP employed Viamo's mobile technology services to disseminate pre-recorded audio messages to CBT beneficiaries through mobile phones, reaching over 38,000 people

between December 2022 and September 2023.

In 2023, WFP conducted community consultation sessions with assisted communities to understand their concerns related to WFP's programmes, improve their knowledge about WFP's mandate and the principles of humanitarian action, and enhance their awareness about the community feedback mechanisms. With the aim of strengthening community involvement and fostering a closer dialogue with affected communities, **WFP made progress in designing a Communicating with Communities (CWC) strategy as well as a community engagement plan.** To be deployed in 2024, these efforts will enable WFP to implement, improve, and strengthen its engagement with communities.

In accordance with its zero-inaction policy for sexual exploitation and abuse (SEA), **WFP continued to mitigate SEA-related risks in its operations and made progress in enhancing the knowledge of WFP staff and partners on the protection against sexual exploitation and abuse (PSEA),** including through mandatory online courses and full-day training sessions. Thanks to these efforts, nearly 180 staff members of cooperating partners and nearly 300 WFP personnel were trained in 2023. Moreover, PSEA focal points were appointed in each WFP field office.

Contributing to the UN Implementing Partner PSEA Capacity Assessment process, WFP continued to assess its cooperating partners' capacity and performance in PSEA. In 2023, a total of fourteen cooperating partners completed their self-assessment. The findings resulting from the assessment, including the self-assessment by partners, will be shared with other United Nations agencies through the UN Partner Portal. Through the set-up of community complaints committees, **WFP also contributed to the implementation of an inter-agency community-based complaint mechanism (CBCM)** to overcome the lack of community communication on PSEA and to give a voice to populations at risk of sexual exploitation and abuse or gender-based violence through safe channels adapted to the local context in a culturally sensitive manner. Notably, WFP's toll-free hotline is one of the four inter-agency community complaint channels in Burkina Faso.

Environmental sustainability

Targeted communities benefit from WFP programmes in a manner that does not harm the environment

Environmental and Social Safeguards Framework (ESSF)

Preserving and creating a healthy natural environment are central to the fight against hunger and malnutrition in Burkina Faso as rural households rely on ecosystem services and natural resources for their livelihoods and well-being. Environmental challenges, such as the overexploitation and degradation of natural resources, environmental pollution, and climate change, have negative consequences for the lives of vulnerable communities, especially those engaged in subsistence farming. Combined with demographic challenges and conflict, these factors damage ecosystems, reduce biodiversity and agricultural productivity, deplete water resources, and accelerate deforestation, desertification, soil erosion and salinisation.

Burkina Faso is significantly impacted by the climate crisis, undermining the resilience of its food systems and multiplying the risks of extreme weather events. Importantly, climate change and climate variability are key drivers of food insecurity and are interlinked with the health and nutrition of children. Both short and long-term exposure to high temperatures and droughts has an adverse impact on child health, increasing child mortality, wasting, and stunting among Burkinabe children [1]. Furthermore, a shrinking natural resource base exacerbates social tension over access to natural resources, particularly between farmers and herders [2].

In 2023, **WFP resilience-building activities prioritised climate-smart practices and generated various environmental benefits to climate-vulnerable communities.** Environmental preservation efforts encompassed the reforestation of land with locally adapted species, as well as the protection and reforestation of forest areas with honey-producing species for non-timber forest products, complemented by the installation of beehives for honey production. By providing fuel-efficient stoves, WFP ensured that beneficiaries cooked and consumed food safely without negatively impacting the environment or human health. Fuel-efficient cooking stoves also allowed beneficiaries to save energy and reduce the quantity of wood required for cooking. Lastly, food assistance for assets activities integrated clean energy initiatives, including installing solar pumping systems and solar-powered boreholes for school gardens and market gardening.

In 2023, **WFP continued to train its cooperating partners in environmental and social safeguards and raised assisted communities' awareness about the harmful effects of unsustainable agricultural practices.** During the year, WFP trained 26 staff members from 10 cooperating partners on social and environmental safeguards. Moreover, WFP conducted five screenings for CSP activities on the environmental and social impacts of the construction of certain structures, incorporating measures to minimise adverse effects on the environment.

Environmental Management System (EMS)

As part of its environmental management system, **WFP ensured that environmental standards were applied to its in-house operations.** These sustainability measures allowed WFP to reduce its carbon footprint, improve waste management, enhance energy efficiency, and invest in renewable energy.

Recognising the growing challenge of fuel access due to insecurity, **WFP focused on implementing renewable energy solutions in its four field offices, particularly through solar energy.** In 2023, energy assessments were conducted in each field office, while implementation will begin in 2024. Meanwhile, WFP began to explore opportunities to install real-time energy meters in WFP field offices and warehouses. With this initiative, WFP aims to closely monitor its energy consumption and calculate CO2 emissions. Moreover, WFP installed 28 inverter air conditioners to increase energy efficiency in the main office and the four field offices.

Recognising the importance of collaborative efforts for effective long-term energy interventions, **WFP initiated market scoping activities to identify key players in Burkina Faso's energy ecosystem and establish relationships for future collaborations.** Existing energy products and services in the local market have been evaluated, including the mapping of mini grids for electricity connectivity in schools as part of the energising school feeding initiative. In 2023, a

total of 19 mini grids were geo-localized and integrated into the energy supply mapping platform for Integrated Resilience Programme sites in the G5 Sahel countries.

Nutrition integration

Communities, households and individuals supported by WFP are able to meet their nutritional needs and protect their nutrition status in the face of shocks and long-term stressors, through an effective combination of fortified food, specialised nutritious products and actions to support diet diversification

As a cross-cutting priority, nutrition is an integral part of WFP's Country Strategic Plan for Burkina Faso, incorporating the objective to reduce malnutrition and enhance diets throughout its portfolio of activities. In 2023, WFP aimed to integrate nutrition considerations at three levels: programmes, systems, and people. Through this integration, WFP sought to address both immediate and underlying drivers of poor diets and malnutrition in a more comprehensive manner.

Regarding nutrition integration at the programme level, **WFP embedded nutrition considerations in various programme areas, particularly emergency response activities, school-based programmes, resilience-building interventions, and climate insurance initiatives.**

With the goal of addressing not only acute food insecurity but also malnutrition, **WFP's crisis response interventions systematically incorporated nutrition by distributing specialised nutritious foods to pregnant and breastfeeding women and young children**, in addition to providing unconditional food assistance to the wider food-insecure population. During general food distributions, screenings for malnutrition, awareness-raising sessions, and cooking demonstrations were also organised. This facilitated the early detection of malnutrition cases and promoted essential nutrition-friendly practices.

As part of its school-based programmes, WFP organised training sessions that emphasised the nutritional aspect of prepared meals. For example, in Zitenga in the Plateau-Central region, over 170 individuals, including school directors, managers, and kitchen staff across 44 schools, received training on fundamental nutrition concepts, covering knowledge of food groups, the role of nutrients, the importance of food diversification, common nutritional issues, and their impact on health. Additionally, the training included essential information on hygiene practices and vegetable disinfection before meal preparation.

When designed with a nutrition lens, WFP's resilience-building activities may enable assisted communities, households, and individuals to enhance their capacity to protect and improve their diets and nutrition in the face of shocks and long-term stressors. Indeed, **nutrition was integrated into participatory community-based planning exercises organised as part of WFP's asset creation and rehabilitation activities.** In the Plateau-Central region, this approach facilitated a more comprehensive understanding of the challenges and expectations of communities regarding health and nutrition, maximising synergies with food assistance for assets (FFA) activities for greater impact. Moreover, in many of its integrated resilience sites, **WFP supported mothers' support groups known as Learning and Monitoring Groups for Infant and Young Child Feeding Practices.** Through these groups, WFP raised awareness about appropriate infant and young child feeding practices, emphasised dietary diversity, organised cooking demonstrations to disseminate hygienic cooking practices, and delivered educational messages on health, nutrition, and water, sanitation, and hygiene (WASH).

At the individual level, WFP integrated nutrition into capacity-strengthening activities for smallholder farmers in the production of healthy and nutritious foods. For example, as part of smallholder agricultural and market support (SAMS) activities, over 4,100 smallholder farmers were trained in the application of an aflatoxin control product. Through these activities, WFP aimed to reduce aflatoxin levels in key crops such as maize and peanuts, enabling the production of more nutritious foods and increasing their availability on the market. Moreover, as part of macro-insurance activities aimed at protecting vulnerable rural communities from climate shocks, WFP facilitated awareness-raising sessions on nutrition among 630 beneficiary households, explaining the objective of the cash-based assistance they received as part of the insurance programme. Topics covered included the appropriate diet for pregnant and breastfeeding women and girls, optimal infant and young child feeding (IYCF) practices, and the importance of diet diversity.

At the systems level, WFP integrated nutrition into institutional capacity-strengthening activities, such as developing national policies and validating good practices and innovations in national nutrition programmes. For instance, WFP contributed to developing a roadmap to better integrate nutrition into the curricula of professional health schools, institutes, and public and private universities in Burkina Faso. Additionally, WFP supported the elaboration of a guide to enhance the integration of nutrition into sectoral plans and policies. **WFP supported the Ministry of Health and Public Hygiene through the Nutrition Directorate in developing and validating the**

National Strategy for Social and Behaviour Change Communication (SBCC) 2023-2025 for maternal, infant, and young child nutrition. Developed under the leadership of health authorities and through a participatory approach involving key nutrition stakeholders, the national SBCC strategy was crafted using a holistic approach and targeted a wide range of audiences, including food system actors, to create a conducive environment for adopting good nutrition practices. Finally, WFP supported the Permanent Secretariat of the National Social Protection Council (SP-CNPS) in organising workshops to review the guide for the care of people living with HIV and in developing training modules on HIV-sensitive social protection and nutrition.

Partnerships

In June 2023, **WFP's Country Strategic Plan (CSP) was extended until 31 December 2025 to align it with the two-year extension of the United Nations Sustainable Development Cooperation Framework**, as well as with the political transition period. The extended CSP also allowed for alignment with the timeframe of key national policies and strategies, including the National Plan For Economic and Social Development for 2021-2025 and the Action Plan for Stabilisation and Development for 2023-2025.

In 2023, **WFP received support from 20 different funding partners, including donor governments, the national government, and the private sector.** In early 2023, the strong engagement and receptive nature of the donor community were critical in facilitating WFP's scale-up of the airlift operation to reach acutely food-insecure populations in hard-to-reach localities. In particular, the timely support and early release of funding provided WFP with clarity on the expected operational capabilities of the airlifts and effectively plan accordingly to prioritise areas facing the most acute needs. Moreover, support from several donors allowed WFP to introduce several programmatic initiatives in 2023, including climate-smart resilience-building interventions. WFP continued efforts to expand and diversify the funding base, entering into first-time multi-year agreements with several donors. WFP was the largest recipient of funding from the private sector for any operation in the West Africa region.

In 2023, **WFP continued to support national food and nutrition security priorities**, including through capacity strengthening in the areas of school feeding, nutrition, social protection, emergency preparedness and response, and equitable support for smallholders. This included thorough engagement with the Ministries of Foreign Affairs, Humanitarian Action, Agriculture, and Territorial Administration, among others.

In the area of crisis response and in the broader context of the humanitarian response, **WFP continued to support Burkina Faso's Permanent Secretariat of the National Council for Emergency Relief and Rehabilitation (CONASUR)**, who served as WFP's primary operational partner for the emergency response. This included the Emergency Local Development and Resilience Project, financed by the World Bank, through which WFP provided technical assistance to strengthen national capacities in food security.

In 2023, **WFP supported the Government and development partners in developing a National Social Protection Strategy**, covering the period 2023-2027, aiming to build an effective social protection system for poor and vulnerable populations. Moreover, WFP continued emphasising its partnership with the World Bank to strengthen and expand social protection systems. WFP continued to support the national social safety nets programme and the rollout of the Unified Social Registry, using a twin-track approach to complement government action through direct implementation when necessary. **WFP worked with the World Bank to sign a Memorandum of Understanding covering the period 2024-2028** and an Action Plan (2024-2025) for social protection, aiming to enhance institutional coordination of social protection entities with stakeholders involved in climate change and disaster risk management; improve programme flexibility for extreme events; target the most vulnerable and food-insecure households; design programmes that boost households' and communities' adaptive capacity; and ensure swift responses through national registries and existing social protection programmes. This reflects just one of the initiatives that has been developed over the last years with the World Bank and serves as a solid pillar for the more comprehensive approach that WFP intends to build upon in 2024.

WFP increasingly worked with suppliers recommended by the National Food Safety Stock Management Company (SONAGESS), thereby building their capacity by sharing best practices and accompanying them in the procurement and quality assurance process. Moreover, through a service provision agreement with the Government and financed by the World Bank, WFP made progress in replenishing national food security stocks. Furthermore, WFP worked with SONAGESS through the acquisition and installation of mobile storage units, the acquisition of fumigation and storage equipment, and the digitization of the SONAGESS inventory management system.

In the area of climate insurance, **WFP deployed mechanisms such as the ARC Replica, which enabled WFP to support the Government-led response to drought and other climatic shocks through pre-arranged financing.** The rapid disbursement of funds following the activation of triggers allowed for swift and efficient responses, reducing the costs associated with delayed interventions. Similarly, anticipatory action is a crucial area in which WFP continued to invest in 2023, recognising the importance of acting before a disaster occurs by prioritising early warning systems. This proactive approach allows WFP to identify at-risk communities and respond quickly, avoiding suffering and reducing the long-term impact of crises. In addition to saving lives, this strategy proves cost-effective by reducing expenditures associated with late or reactive humanitarian interventions.

Focus on localization

In 2023, WFP successfully established robust partnerships with local institutions and organisations, demonstrating a commitment to building strong partnerships with national responders to achieve objectives outlined in the Country Strategic Plan. **WFP's collaboration with national actors is extensive and includes non-governmental organisations and government institutions, which together account for over 80 percent of signed agreements for the implementation of WFP activities.** Local partners were crucial in managing complex field operations, especially in challenging security conditions. As a result, the number of contracts signed with local NGOs increased by over 50 percent compared to 2022. WFP's engagement with local actors not only facilitates better access to these volatile environments but also ensures the seamless continuity of activities in the field. Through regular training and the provision of equipment, WFP continued to strengthen the capacity of its local partners.

Focus on UN inter-agency collaboration

WFP collaborated with other UN agencies to promote the use of the UN Partner Portal (UNPP) for selecting and onboarding cooperating partners. The UNPP streamlined activity monitoring and selection processes, addressing critical access challenges. The use of the UNPP significantly expanded WFP's pool of potential partners, bringing it in line with many other UN agencies, and facilitated the identification of collaboration opportunities and streamlined access to real-time data from NGOs, overcoming previous access limitations.

In 2023, **WFP continued to support the Presidential Initiative** - an ambitious multi-sectoral social protection programme which aims to improve food security, nutrition, and education outcomes for the country's school-aged children by providing them with at least one balanced meal a day. This support was operationalised through the Integrated Support Programme for School Feeding and Nutrition (PISANS) - a joint UN programme implemented by WFP, the United Nations Children's Fund (UNICEF), the Food and Agriculture Organization (FAO), and the International Fund for Agricultural Development (IFAD).

Under the multi-country Joint Programme for the Sahel in Response to the Challenges of COVID-19, Conflict and Climate Change (SD3C), WFP continued to work with FAO and IFAD to support the livelihoods of small-scale producers. WFP also continued to implement a joint project with WHO, UNICEF, FAO, UNFPA, and UNDP to prevent chronic malnutrition in the Est region. Lastly, in the Nord region, WFP and FAO made progress in enhancing the food and nutrition security of vulnerable agro-pastoral households while simultaneously building their resilience to shocks and stressors.

Financial Overview

In 2023, thanks to resource mobilisation efforts and the sustained commitment of the donor community to address the humanitarian crisis in Burkina Faso, WFP received substantial contributions to fund its operations, encompassing both life-saving interventions and resilience-building activities. Nevertheless, **despite the escalating humanitarian needs in the country, WFP witnessed a decline in funding compared to the previous year.** Notably, available funding dropped from USD 374 million in 2022 to USD 337 million in 2023, a reduction of 10 percent.

In June, **WFP extended its Burkina Faso Country Strategic Plan (CSP) 2019-2023 through its ninth budget revision, extending it by two years until the end of 2025,** with a corresponding budget of nearly USD 2.5 billion for the period 2019-2025. The extended CSP aligns with the United Nations Interim Action Plan on Sustainable Development (UNIDAP) timeframe for 2023-2025, as well as key national policies and strategies. In response to the worsening humanitarian situation, the budget revision increased the 2023 needs-based plan (NBP) from USD 345 million to USD 486 million.

By the end of 2023, the revised annual budget was funded at only 69 percent. Four out of the six strategic outcomes faced funding shortfalls against their respective annual budgets. **The most substantial funding gap emerged in the largest CSP activity (strategic outcome 1),** which covers emergency food and nutrition assistance to address acute food insecurity and malnutrition, the emergency school-based programme, and early recovery activities. Notably, only 55 percent of the annual requirements for this activity were resourced. In contrast, activities aimed at building the resilience of livelihoods and food systems (strategic outcome 4) showed the highest funding level among strategic outcomes with direct beneficiaries, meeting over 130 percent of its annual requirements.

The annual expenditure reached USD 237 million, constituting approximately 71 percent of available resources and 86 percent of the implementation plan. This expenditure level was influenced by several factors, including the confirmation of funds in the last quarter of the year and access constraints hindering the execution of planned activities in hard-to-reach areas. Additionally, the Government's imposition of regional and nationwide bans on cash-based transfers (CBT) played a significant role. These setbacks necessitated the reallocation of programmed CBT to in-kind food assistance, resulting in delays in operations and translating into lower-than-planned expenditures.

In 2023, WFP effectively mobilised USD 157 million of new contributions. The top five public sector donors to WFP were the United States of America, Germany, Canada, the European Commission, and Sweden, accounting for nearly 68 percent of the funding received. Additionally, there was a notable increase in contributions from the private sector compared to the previous year, with USD 10 million received in 2023 compared to USD 1.5 million in 2022.

However, the earmarking of contributions persisted, with USD 117 million earmarked at the activity or strategic outcome level, preventing WFP from allocating resources from well-funded activities to underfunded ones. Overall, WFP Burkina Faso received USD 16 million of flexible funding in 2023, which represents 10 percent of the contributions. This is similar to 2022 when flexible funding amounted to USD 20 million. WFP continued to encourage donors to make their contributions flexible, as earmarking limits WFP's ability to allocate resources flexibly, address funding gaps in activities, and mitigate pipeline breaks.

In 2023, WFP also continued efforts and advocacy to reduce earmarking tied to contributions. Notably, **funding earmarked at activity level reduced from 76 percent in 2022 to 61 percent in 2023.** The increasing flexibility attached to donor contributions allowed WFP to more proactively address critical operational requirements based on need, affording the organisation flexibility in adapting to the evolving context.





























In addition to financial support from bilateral and multilateral partners, **strong internal funding mechanisms, namely several corporate strategic financing mechanisms, allowed WFP to ensure the timely availability of funding and deliver assistance in a prompt manner.** With commitments from donors, WFP used corporate advance mechanisms to initiate the procurement of food and avert disruptions in programme delivery while ensuring maximum effectiveness.

Annual CSP Financial Overview by Strategic Outcome (Amount in USD)

	Needs Based Plan	Implementation Plan	Available Resources	Expenditure
SDG Target 1. Access to Food	 307,385,055	 156,088,321	 186,450,377	 143,898,077
SO01: Crisis affected populations, including refugees, IDPs and host communities in targeted areas are able to meet their basic food and nutrition needs during and in the aftermath of a crisis	 284,225,680	 145,373,622	 156,236,105	 129,238,110
Activity 01: Provide an integrated assistance package including food assistance (conditional and/or unconditional), school meals, and specialized nutritious food to refugees, IDPs, host population, children and PLW/Gs affected by climate shocks, conflicts and other disruptions	 284,225,680	 145,373,622	 155,813,029	 129,238,110
Non-activity specific	 0	 0	 423,075	 0
SO02: Food insecure populations including school-age children, in targeted areas have access to adequate and nutritious food all year-round	 23,159,375	 10,714,698	 30,214,271	 14,659,967
Activity 02: Provide school meals to vulnerable children during the primary school year, including take home rations for girls	 10,891,001	 5,891,791	 18,680,658	 7,528,465
Activity 03: Provide assistance through CBT to beneficiaries targeted by government social safety nets including capacity strengthening for adolescent girls	 12,268,374	 4,822,906	 11,517,237	 7,131,502
Non-activity specific	 0	 0	 16,375	 0

SDG Target 2. End Malnutrition	20,218,960	9,465,569	11,368,151	7,434,769
SO03: Nutritionally vulnerable populations including children aged 6-59 months, pregnant and lactating women and girls (PLW/Gs), antiretroviral therapy (ART) clients, in targeted areas have improved nutritional status all year round.	20,218,960	9,465,569	11,368,151	7,434,769
Activity 04: Support beneficiaries through the provision of specialized nutritious food and integrated programmes (including SBCC) to manage acute malnutrition and prevent stunting	20,218,960	9,465,569	11,005,148	7,434,769
Non-activity specific	0	0	363,003	0
SDG Target 4. Sustainable Food System	37,249,007	36,957,664	50,678,519	28,827,315
SO04: Smallholder farmers and communities in targeted areas, including those affected by recurrent climate shocks, have more resilient livelihoods and sustainable food systems by 2023	37,249,007	36,957,664	50,678,519	28,827,315
Activity 05: Support targeted groups through livelihood and asset creation, gender-responsive and nutrition sensitive value chain development, weather insurance schemes, and innovative production technologies and practices	37,249,007	36,957,664	50,553,127	28,827,315
Non-activity specific	0	0	125,392	0
SDG Target 5. Capacity Building	500,000	946,297	3,202,872	994,405

SO05: National institutions have strengthened capacities to manage gender and shock-responsive systems, food security, nutrition and social protection programmes and policies by 2023	500,000	946,297	3,202,872	994,405
Activity 06: : Provide capacity-strengthening support including emergency response, early warning systems, supply chain, National P4P, weather insurance, nutrition-sensitive social safety net data collection and management, to national institutions and partners.	500,000	946,297	3,193,711	994,405
Non-activity specific	0	0	9,160	0
SDG Target 8. Global Partnership	78,124,878	45,655,740	59,425,047	37,237,292
SO06: Government, humanitarian and development partners in Burkina Faso have access to common services to access and operate in targeted areas throughout the year.	78,124,878	45,655,740	59,425,047	37,237,292
Activity 07: Provide on-demand services to the Government, humanitarian and development partners including logistics coordination as well as information sharing	50,000,000	21,595,671	27,763,069	13,921,709
Activity 08: Provide technical assistance through the Emergency Telecommunications Sector/cluster to National Disaster Management Offices and other relevant partners to strengthen emergency communication and coordination mechanisms.	1,650,000	585,738	889,824	698,266
Activity 09: Provide Humanitarian Air Services to National Disaster Management Offices and other relevant partners to access areas of humanitarian interventions.	24,474,878	22,077,685	29,245,732	21,701,110

Activity 10: Provide logistics expertise and coordination services to partners in absence of alternatives to ensure humanitarian assistance as well as other supply chain services in order to support effective and efficient humanitarian response.	 2,000,000	 1,396,644	 1,526,422	 916,206
Non-SDG Target	 0	 0	 2,562,994	 0
Total Direct Operational Costs	 443,477,902	 249,113,593	 313,687,963	 218,391,862
Direct Support Costs (DSC)	 15,601,741	 11,000,000	 13,298,723	 9,319,326
Total Direct Costs	 459,079,644	 260,113,593	 326,986,686	 227,711,188
Indirect Support Costs (ISC)	 26,475,840	 15,441,681	 9,699,217	 9,699,217
Grand Total	 485,555,485	 275,555,275	 336,685,904	 237,410,406

Data Notes

Overview

[1] United Nations Office for the Coordination of Humanitarian Affairs (OCHA), Burkina Faso Humanitarian Needs Overview, October 2023

Notes on Data Tables:

With regards to unconditional transfers, WFP's emergency assistance reached more people due to ration reductions and the expansion of airlifts, enabling the delivery of life-saving food assistance to the hardest-to-reach areas with large populations of IDPs and residents. Due to limited access to certain areas and insufficient funding, the regularity of assistance did not meet the planned levels, resulting in fewer distribution cycles and consequently less food distributed to beneficiaries than planned. However, by reducing rations, WFP was able to extend assistance to maximize the number of beneficiaries in the context of limited funding.

With regards to refugees, WFP assistance was targeted only towards refugees residing in camps in the Sahel region, while refugees living in urban areas, such as Ouagadougou and Bobo Dioulasso, did not receive assistance from WFP.

Asset creation activities for early recovery did not achieve their planned beneficiary target due to limited funding in 2023.

Regarding the malnutrition treatment activity, the discrepancy between the planned and actual number of beneficiaries arises from the differing methodologies used for calculating each. The planned number of beneficiaries for malnutrition treatment represents the maximum number of beneficiaries planned over the 12 months of the year. In contrast, the actual number of beneficiaries reflects the cumulative total of monthly admissions to care centres.

Regarding the number of schoolchildren assisted with on-site meals and take-home rations, the overachievement can be attributed to the inclusion of certain schools that were not initially targeted for assistance but were later included in the programme during the year. As for the emergency school-based programme, the higher number of students assisted than planned is due to the influx of displaced populations, resulting in a significant number of new enrolments.

WFP provided in-kind food assistance to a larger number of people than planned due to the authorities' decision to suspend cash-based assistance.

Operational context

- [1] In 2022, the security context in Burkina Faso worsened with 1,639 violent events recorded by ACLED, resulting in the death of 4,216 people, including 1,177 civilians. In 2023, the situation continued to deteriorate with 1,695 violent events recorded by ACLED, resulting in the death of 8,481 people, including 1,953 civilians. Available at: <https://acleddata.com/dashboard/#/dashboard>
- [2] Security Council (2 January 2024), Activities of the United Nations Office for West Africa and the Sahel, Report of the Secretary-General. Available at: <https://reliefweb.int/report/nigeria/report-secretary-general-activities-united-nations-office-west-africa-and-sahel-s20231075-enarruzh>
- [3] United Nations Office for the Coordination of Humanitarian Affairs (OCHA), Global Humanitarian Overview (GHO). Available at: <https://humanitarianaction.info/article/burkina-faso-0>
- [4] United Nations High Commissioner for Refugees (UNHCR) based on CONASUR. At the time of writing this report, the most recent official data on internally displaced persons were available only up to 31 March 2023. Available at: <https://data.unhcr.org/en/country/bfa>
- [5] United Nations High Commissioner for Refugees (UNHCR), Country Operations. Available at: <https://reporting.unhcr.org/operational/operations/burkina-faso>
- [6] UNICEF (November 2023), Humanitarian Situation Report No.11. Available at: <https://www.unicef.org/media/150611/file/Burkina-Faso-Humanitarian-SitRep-30-November-2023.pdf>
- [7] ACAPS (July 2023), Humanitarian Access Overview. Available at: https://www.acaps.org/fileadmin/Data_Product/Main_media/20230705_ACAPS_Global_Analysis_Hub_Humanitarian_Access_Overview.pdf
- [8] The Integrated Food Security Phase Classification (IPC) Acute Malnutrition analysis from January 2023 showed a deterioration in the nutrition situation. Covering only 31 provinces of the country's 45 provinces due to limited or no humanitarian access, the analysis estimated that nearly 400,000 children under the age of five will likely suffer from acute malnutrition at national level between August 2022 and July 2023. Of these, nearly a quarter are expected to experience severe acute malnutrition (SAM). A further 80,000 pregnant and lactating women are also expected to be acutely malnourished in this period. The factors contributing to acute malnutrition in provinces classified in IPC phase 3 or worse include low food consumption, poor feeding practices (IYCF), high prevalence of childhood morbidities such as fever and diarrhea, poor hygiene conditions (inaccessibility to sanitation facilities) and low coverage of access to drinking water. The analysis notes that the closure/dysfunction of more than 500 health structures in provinces with limited humanitarian access has reduced the population's access to basic care. The security situation is also leading to massive population displacement to accessible areas, putting pressure on health care provision and the livelihoods of residents. Available at: <https://reliefweb.int/report/burkina-faso/burkina-faso-acute-malnutrition-analysis-august-2022-july-2023-published-january-17-2023>
- [9] According to Integrated Food Security Phase Classification (IPC) Acute Malnutrition (AMN) analysis from January 2024, 479,100 children aged 6-59 months and 131,400 pregnant and breastfeeding women are facing or expected to face elevated levels of acute malnutrition between August 2023 and July 2024 in the 37 provinces analysed. This includes nearly 113,630 cases of severe acute malnutrition (SAM) among children. In the current period (August 2023 – January 2024), seven provinces are classified in IPC AMN Phase 3 (Serious). The second projection period will see a marked deterioration, with 13 provinces moving to worse phases. The main contributing factors to the acute malnutrition are low food consumption, poor dietary and care practices, high prevalence of childhood morbidities – fever, diarrhea, and acute respiratory infections – poor hygiene and sanitation conditions and the low coverage of access to safe drinking water. Eight provinces were not analysed by the IPC AMN due to lack of adequate data, namely three provinces in the Sahel region (Oudalan, Soum, Yagha), two in the Est (Kompienga, Tapoa), two in the Boucle du Mouhoun (Kossi, Nayala), and one in the Nord (Lorum). Available at: <https://reliefweb.int/report/burkina-faso/burkina-faso-analyse-ipc-de-la-malnutrition-aigue-aout-2023-juillet-2024-publie-le-2-janvier-2024>
- [10] WFP: Evaluation of Burkina Faso WFP Country Strategic Plan 2019-2023, October 2023. Available at: <https://www.wfp.org/publications/evaluation-burkina-faso-wfp-country-strategic-plan-2019-2023>. Summary version in English available here: https://executiveboard.wfp.org/document_download/WFP-0000151678

Strategic outcome 01

[1] WFP's interventions were aligned with national priorities, such as the Response and Support Plan for Populations Vulnerable to Food Insecurity and Malnutrition (Plan de réponse et de soutien aux populations vulnérables à l'insécurité alimentaire et à la malnutrition – PRSPV) and the National Strategy for the Recovery of IDPs and Host Communities (Stratégie nationale de relèvement des personnes déplacées internes et des communautés d'accueil – SNR-PDICA)

[2] The Reduced Coping Strategy Index (rCSI) decreased from 16 in June 2022 to 12 among in-kind beneficiaries and 10 among CBT recipients in July 2023. However, these results did not reach the target of less than 3 for the rCSI. The main coping strategies adopted were reducing the portion size of meals, restricting adult consumption to feed children, and reducing the number of meals eaten in a day

[3] According to the April 2022 analysis conducted by the Cash Working Group (CWG) on the Minimum Expenditure Basket (MEB) and Transfer Value, the Government implements a fixed amount of 47,250 FCFA per month per household to assist vulnerable populations, including IDPs and local populations. This amount corresponds to 1,200 Kcal per person per day based on the food gap identified in the MEB for households consisting of seven individuals per month, equivalent to 6,750 FCFA per person per month. This value was rounded up to 7,000 FCFA per person per month (USD 11 per person per month) for WFP assistance last year. Since February 2023, WFP has aligned with the Government's practices by adopting a fixed amount of 47,000 FCFA per household per month, equivalent to 60 percent of the minimum food requirement. WFP distributed ten percent of the CBT value through the value voucher modality to vulnerable individuals, and facilitated payments to retailers through SCOPE Cards, a secure electronic payment instrument. These vouchers were redeemable only at 26 pre-contracted retailers, ensuring that essential commodities were readily available to crisis-affected people. To verify programme effectiveness and meet its objectives, WFP conducted comprehensive monitoring activities, which included monthly market price and distribution monitoring to gather data on distribution process efficiency, access to commodities, voucher redemption ease, and prevailing market prices

[4] Under strategic outcome 1 (activity 1) and strategic outcome 3 (activity 4), WFP implemented activities aimed at both preventing and treating malnutrition. These assistance programmes were carried out in the same regions, specifically in the Sahel, Nord, Centre-Nord, Est, Centre-Est, and Boucle du Mouhoun regions. In the 2023 Annual Country Report (ACR), beneficiaries receiving assistance for malnutrition prevention were reported under strategic outcome 1, whereas those receiving assistance for malnutrition treatment were reported under strategic outcome 3

[5] While WFP planned to use the CBT modality for the provision of family take-home rations, this activity was not implemented due to the suspension of cash-based assistance

[6] Altogether 35 hectares of severely degraded land were treated for agricultural production, and 50 km of gutters were cleaned. Moreover, WFP's support for thousands of households with livestock kits in the Sahel region, along with vocational training for 20 young people at the Dori vocational training centre, enabled them to improve their livelihoods and increase their economic and employment opportunities

Notes on Data Tables:

In the data tables for Strategic Outcomes 1 and 3, certain output indicators show zero value for planned targets and actuals. This occurred because, after distributing assistance to beneficiaries, some quantities were recorded in WFP's corporate reporting system (COMET) under a different CSP output than originally intended. As a result, when displayed in the ACR data tables, the planned values appear in different lines from their corresponding actuals. This discrepancy in the reporting of certain actuals against their planned values was recognized during the technical review of the data tables, however, the realignment was not feasible before the publication date of the ACR due to the large number of distribution reports to individually process.

When the 2023 follow-up for an indicator shows no value, this is due to the fact that data were not collected or not available for that specific indicator. When the end-CSP target equals the 2023 target, this is due to the fact that the original duration of the Country Strategic Plan was until 2023. In these cases, WFP will revise end-year targets for the 2024 reporting period.

Funding shortfalls and the fact that in many intervention areas WFP could not provide the full cycle of three distributions largely explain why the number of rations distributed is lower than planned.

As regards the emergency school-based programme, the amount of CBT take-home rations is zero due to authorities' decision to suspend CBT assistance in the country. The number of students assisted is higher than planned due to the influx of displaced populations, resulting in a large number of new enrolments. Access challenges in certain intervention areas caused disruptions in supplying schools with food, resulting in lower-than-planned quantities of food distributed.

The indicator called "Therapeutic feeding (treatment of SAM)" refers to assistance provided to accompanying mothers of hospitalized children with severe acute malnutrition.

The malnutrition prevention activity surpassed its beneficiary target, but the quantity of rations distributed is lower than planned due to grouped distributions in hard-to-reach areas. In these areas deliveries were conducted via airlifts which restricted the quantity of nutritional inputs distributed. Distributions occurred in groups of households rather than individually, resulting in shared rations among several households. Consequently, while a larger number of beneficiaries was reached with the same volume of assistance, this also reduced the ration size per beneficiary.

Strategic outcome 02

[1] The Presidential Initiative is an ambitious multi-sectoral social protection programme which aims to improve food security, nutrition, and education outcomes for the country's school-aged children by providing them with at least one balanced meal a day

Notes on Data Tables:

Regarding the number of schoolchildren assisted with on-site meals and take-home rations, the overachievement can be explained by the fact that certain schools were not initially targeted for assistance and were included in the programme later during the year.

The annual change in enrolment is -10 due to school closures over the course of the year.

While WFP provided capacity strengthening to 81 schools as part of the home-grown school feeding programme, assisted schools will begin purchasing food from smallholder farmers after the harvest season in 2024.

The 137,426 beneficiaries reached through climate action (notably, ARC Replica macroinsurance) are reported by indicator A.1.1 under Activity 3. However, the corresponding narrative and other output indicators can be found under Strategic Outcome 4 (Activity 5) of the ACR.

Strategic outcome 03

[1] The rapid SMART nutrition survey was conducted in July 2023 in the Boucle du Mouhoun, Centre-Nord, Nord, Sahel, Est, and Centre-Est regions

[2] As regards the prevalence of global acute malnutrition (GAM), of the sixteen localities in emergency situation, eleven faced high prevalence rates (GAM 10%-15%) and five of them faced very high prevalence rates (GAM > 15%)

[3] Cadre Harmonisé analysis, November 2023

[4] The Centre-Nord region recorded the best performance indicators (recovery rate 95.44%). The Sahel region recorded the lowest performance indicators (recovery rate 89.5%) due to relatively high number of defaulters (9.3%) due to displacement of population caused by insecurity

[5] Individuals with normal nutritional status received a protection ration against malnutrition consisting of 200 g of SuperCereal Plus per day per child, and 200 g of SuperCereal and 15 g of fortified oil for non-malnourished per pregnant and breastfeeding women and girls

[6] In French, the mothers' support groups are known as Groupe d'Apprentissage et de Suivi des Pratiques d'Alimentation du Nourrisson et du Jeune Enfants, abbreviated as GASPA

[7] The production capacity of semi-artisanal fortified flour production units is 1 ton/day with WFP support (otherwise it was 300 kg/day before the support). That of SODEPAL is 10 tonnes/day compared to 6 tonnes without WFP support

Notes on Data Tables:

In the data tables for Strategic Outcomes 1 and 3, certain output indicators show zero value for planned targets and actuals. This occurred because, after distributing assistance to beneficiaries, some quantities were recorded in WFP's corporate reporting system (COMET) under a different CSP output than originally intended. As a result, when displayed in the ACR data tables, the planned values appear in different lines from their corresponding actuals. This discrepancy in the reporting of certain actuals against their planned values was recognized during the technical review of the data tables, however, the realignment was not feasible before the publication date of the ACR due to the large number of distribution reports to individually process.

Due to the authorities' decision to ban cash-based assistance, WFP was unable to distribute the initially planned amount of value vouchers and therefore shifted to in-kind assistance. The amount reported in the data table is a carryover from 2022.

The number of people reached through social and behaviour change communication (SBCC) activities is lower than planned due to operational constraints encountered by certain regional health directorates.

For certain outcome indicators, the 2023 follow-up values do not show any values. This is primarily because data were not collected for those indicators as they were newly added to the logical framework (logframe) after the budget revision.

Strategic outcome 04

- [1] WFP's resilience building interventions were aligned with national priorities, such as the Response and Support Plan for Populations Vulnerable to Food Insecurity and Malnutrition (Plan de réponse et de soutien aux populations vulnérables à l'insécurité alimentaire et à la malnutrition – PRSPV), the National Strategy for the Recovery of IDPs and Host Communities (Stratégie nationale de relèvement des personnes déplacées internes et des communautés d'accueil – SNR-PDICA), and the Agropastoral and Fisheries Campaign for 2023–2024 (Offensive agropastorale et halieutique)
- [2] The integrated resilience programme continued to be affected by insecurity. Activities in several communes, including Barsalogo, Bani, Nagbingou, and Rollo, were suspended due to population displacement towards urban centres, leaving villages empty. In contrast, WFP was able to expand its resilience-building activities in Plateau-Central – a region where such activities were not implemented in previous years
- [3] Reaching nearly 11,000 participants – half of them internally displaced persons (IDPs) – in the cities of Kaya (Centre-Nord region) and Ouahigouya (Nord region), WFP food assistance for assets (FFA) activities focused on promoting urban sanitation, rehabilitating basic social services, creating areas for continuous production, mobilizing land for agriculture during the rainy season, and implementing local product transformation units
- [4] Of the 46 percent of households who employed at least one food consumption-based coping strategy in the seven days preceding the survey, the Sahel region faced the most critical situation. The most used strategy was the consumption of cheaper and/or less preferred foods, followed by a reduction in meal quantity
- [5] Tools provided to smallholder farmers included hermetically sealed metal silos and Purdue Improved Crop Storage (PICS) bags
- [6] The African Union's African Risk Capacity (ARC) Group is a ground-breaking risk pooling platform that provides financial tools and infrastructure to help African Union Member States manage climate-related disaster risk. The ARC Agency aims to improve Member State's responses to impending natural hazards by reducing the time needed for assistance to reach those affected through predictable, early and local response. The mutual insurer and commercial affiliate of the Group, ARC Ltd., offers macro insurance products to vulnerable African countries that are prone to extreme climate risks such as drought (for agriculture or livestock), floods or tropical cyclones. The insurance policy is a parametric insurance that is adapted to the specific risks of a country and allows for quick payouts once specific thresholds trigger. The insurance premiums are paid by countries through national budget processes, and payouts fund responses through pre-approved contingency plans, that specify processes and interventions in case of a payout. This allows for countries to manage climate risk as a group, pooling risk through policies covering diverse climate risks across the continent

Notes on Data Tables:

No micro-insurance payments were made to households in 2023, resulting in a zero value reported in the data table (A.1.8.) for beneficiaries assisted as part of the micro-insurance sub-activity. Forecast-based Anticipatory Actions were not implemented in 2023, leading to zero values for all indicators related to this activity (C.6, G.7, G.8, G.9).

Regarding training activities: Certain trainings, such as those focused on marketing and business skills, reached fewer smallholder farmers than planned due to the lack of expertise among cooperating partners (government services) in these technical areas. To address this limitation in 2024, WFP Burkina Faso will partner with an NGO specialized in capacity strengthening in these areas.

Strategic outcome 05

- [1] The National Social Protection Strategy and its action plan foresee assistance to victims of gender-based violence

Strategic outcome 06

- [1] The remaining 15 mt were delayed due to a lack of jute bags
- [2] The six United Nations hubs are located in Dori, Kaya, Fada N'Gourma, Bobo, Ouahigouya, and Dédougou
- [3] Cost recovery: Representing 12,22 percent of United Nations Humanitarian Air Service (UNHAS) resources, the recovered costs are generated by ticketing prices covered by UNHAS users
- [4] In accordance with WFP's aviation policy, the generated cost recovery throughout the year should ensure operational continuity for a minimum period of three months at any given time. Therefore, the current cost recovery will be adjusted from 12% to 29%, following the approval of the UNHAS Steering Committee in October 2023. UNHAS Burkina Faso will implement the new tariffs starting from 1 January 2024
- [5] Information published on the cluster website included meeting minutes, infographics, concepts of operations, and user guides

Notes on Data Tables:

While initially anticipated due to a similar request in 2022, in 2023 WFP did not receive a request to provide on-demand service in support of the Government's cash-based assistance project. This is reflected in the actual value of zero USD for the indicator H.6.1.

Corresponding to indicator H.5.1, WFP conducted capacity strengthening activities for government technical services to support the implementation of national cash-based transfer (CBT) and safety nets projects. Although this initiative was largely implemented, the project could not be completed due to the government's decision to suspend cash-based assistance in the country.

Gender equality and women's empowerment

[1] World Economic Forum Global Gender Gap Report 2023. Available at: https://www3.weforum.org/docs/WEF_GGGR_2023.pdf

[2] Human Development Index: Burkina Faso, United Nations Development Programme (UNDP). Available at: <https://hdr.undp.org/data-center/specific-country-data#/countries/BFA>

[3] World Food Programme (2023), Corporate Emergency Evaluation of WFP's Response in the Sahel and other countries in Western Africa (Jan 2018 – Nov 2023); Literature Review report, Office of Evaluation

[4] Burkina Faso Protection Cluster, Violence Basée sur le Genre - Revue des Données Secondaires Burkina Faso, November 2022

Protection and accountability to affected populations

[1] Projet21, Factsheet Semestrielle Janvier-Juin 2023, Analyse des besoins des communautés déplacées et hôtes affectées par la crise de protection au Burkina Faso. Available at: <https://reliefweb.int/report/burkina-faso/projet-21-analyse-des-besoins-des-communautes-deplacees-et-hotes-affectees-par-la-crise-de-protection-au-burkina-faso-factsheet-semestrielle-janvier-juin-2023>

[2] Global Protection Cluster, Burkina Faso Protection Analysis Update, November 2023. Available at:

<https://www.globalprotectioncluster.org/publications/1607/reports/protection-analysis-update/burkina-faso-protection-analysis-update>

[3] Global Education Cluster, Evaluation conjointe des besoins en matière d'éducation et protection de l'enfance au Burkina Faso, May 2023. Available at:

<https://reliefweb.int/report/burkina-faso/evaluation-conjointe-des-besoins-en-matiere-deducation-et-protection-de-lenfance-au-burkina-faso>

Environmental sustainability

[1] Shouro Dasgupta, Elizabeth J. Z. Robinson (2023) Climate, weather and child health in Burkina Faso. The Australian Journal of Agricultural and Resource Economics. Available at: <https://onlinelibrary.wiley.com/doi/10.1111/1467-8489.12530>

[2] Natural resources management in the Sahel (2022), Centre for Humanitarian Dialogue. Available at:

<https://hdcentre.org/news/local-customs-are-key-to-resolving-sahel-conflicts-over-natural-resources-hd-report-and-video>

Notes on Data Tables:

In 2023, the environmental sustainability cross-cutting indicator was measured for Activity 5 only, while in 2024 WFP plans to start measuring them for the remaining applicable activities as well.

Nutrition integration

Note on Data Tables:

In 2023, the two newly introduced nutrition integration cross-cutting indicators were measured for Activity 1 only, while in 2024 WFP plans to start measuring them for the remaining applicable activities as well.

Annex

Reporting on beneficiary information in WFP's annual country reports

To produce estimates of the total number of unique beneficiaries WFP has assisted yearly, the data from all activities and transfer modalities must be adjusted to eliminate overlaps and add new beneficiaries. Further background information is provided in the summary tables annex of the ACR.

The final estimated number of beneficiaries assisted in each country is validated by country offices and entered in COMET at the end of every year:

- the total number of beneficiaries, which is the sum of all direct beneficiaries reached under all country level activities and outputs, based on the adjusted totals that seek to eliminate overlap;
- the total number of beneficiaries receiving food transfers, cash-based transfers and commodity vouchers or capacity strengthening, the sum of all direct beneficiaries reached under the activities and outputs for each of these transfer modalities, based on the adjusted estimates that seek to eliminate overlap;
- the total number of beneficiaries assisted under outputs defined by country offices and specific to their operations;
- the total number of beneficiaries assisted under each programme area, the sum of all direct beneficiaries reached under WFP's eight programme areas at the country level;
- the number of schoolchildren assisted under school-based programmes, the sum of all participants assisted under the school-based programmes, adjusted to exclude overlaps and activity supporters such as teachers and cooks.

Although WFP conducts quality assurance to provide beneficiary data which are as accurate as possible, numerous challenges remain regarding data collection, verification, entry and processing. Beneficiary numbers in ACRs should be considered "best estimates", subject to over- and under- estimation.

Figures and Indicators

Beneficiaries by Sex and Age Group

Beneficiary Category	Gender	Planned	Actual	% Actual vs. Planned
Total Beneficiaries	male	1,358,174	1,477,127	109%
	female	1,536,174	1,644,011	107%
	total	2,894,348	3,121,138	108%
By Age Group				
0-23 months	male	162,757	150,503	92%
	female	160,953	151,439	94%
	total	323,710	301,942	93%
24-59 months	male	170,126	184,477	108%
	female	145,575	167,248	115%
	total	315,701	351,725	111%
5-11 years	male	311,344	353,471	114%
	female	299,250	350,004	117%
	total	610,594	703,475	115%
12-17 years	male	271,554	313,221	115%
	female	314,238	330,114	105%
	total	585,792	643,335	110%
18-59 years	male	394,863	426,369	108%
	female	568,733	596,388	105%
	total	963,596	1,022,757	106%
60+ years	male	47,530	49,086	103%
	female	47,425	48,818	103%
	total	94,955	97,904	103%

Beneficiaries by Residence Status

Residence Status	Planned	Actual	% Actual vs. Planned
IDP	1,197,207	1,195,372	100%
Resident	1,662,141	1,903,972	115%
Refugee	35,000	21,794	62%

Beneficiaries by Programme Area

Programme Area	Planned	Actual	% Actual vs. Planned
Action to protect against climate shocks	165,000	175,926	106%

Programme Area	Planned	Actual	% Actual vs. Planned
Asset Creation and Livelihood	887,500	502,898	56%
Malnutrition prevention programme	137,223	149,662	109%
Malnutrition treatment programme	81,280	181,167	222%
School based programmes	266,888	486,216	182%
Smallholder agricultural market support programmes	4,000	112,000	2800%
Unconditional Resource Transfers	1,502,457	1,720,484	114%

Annual Food Transfer (mt)

Commodities	Planned Distribution (mt)	Actual Distribution (mt)	% Actual vs. Planned
Access to Food			
Strategic Outcome 01			
Beans	20,764	6,575	32%
Corn Soya Blend	12,962	4,337	33%
Iodised Salt	800	165	21%
LNS	1,193	1,069	90%
Micronutrient Powder	0	0	0%
Ready To Use Supplementary Food	0	13	-
Rice	32,262	18,262	57%
Sorghum/Millet	36,150	17,704	49%
Split Peas	0	3,681	-
Uht Milk	970	0	0%
Vegetable Oil	4,881	2,417	50%
Strategic Outcome 02			
Beans	264	347	131%
Corn Soya Blend	396	269	68%
Iodised Salt	20	2	8%
Micronutrient Powder	0	1	-
Rice	1,604	1,338	83%
Uht Milk	356	0	0%
Vegetable Oil	132	148	112%
End Malnutrition			
Strategic Outcome 03			
Beans	0	0	0%
Corn Soya Blend	5,630	1,049	19%
Iodised Salt	0	0	0%
LNS	1,066	223	21%
Ready To Use Supplementary Food	0	0	0%
Rice	0	0	0%

Commodities	Planned Distribution (mt)	Actual Distribution (mt)	% Actual vs. Planned
Sorghum/Millet	0	0	0%
Vegetable Oil	265	37	14%
Sustainable Food System			
Strategic Outcome 04			
Beans	965	343	36%
Rice	2,896	1,352	47%
Vegetable Oil	322	0	0%

Annual Cash Based Transfer and Commodity Voucher (USD)

Modality	Planned Distribution (CBT)	Actual Distribution (CBT)	% Actual vs. Planned
Access to Food			
Strategic Outcome 01			
Cash	76,644,100	15,163,958	20%
Value Voucher	13,440,000	3,207,026	24%
Strategic Outcome 02			
Cash	7,997,828	925,139	12%
Value voucher transfer for services	6,430,500	6,094,857	95%
End Malnutrition			
Strategic Outcome 03			
Value Voucher	1,181,140	41,348	4%
Sustainable Food System			
Strategic Outcome 04			
Cash	17,558,437	7,333,996	42%
Value voucher transfer for services	192,600	0	0%

Strategic Outcome and Output Results

Strategic Outcome 01: Crisis affected populations, including refugees, IDPs and host communities in targeted areas are able to meet their basic food and nutrition needs during and in the aftermath of a crisis					Crisis Response	
Output Results						
Activity 01: Provide an integrated assistance package including food assistance (conditional and/or unconditional), school meals, and specialized nutritious food to refugees, IDPs, host population, children and PLW/Gs affected by climate shocks, conflicts and other disruptions						
Corporate output 1.1: Food insecure and crisis-affected populations have access to nutritious food and cash-based assistance, restored assets and services to meet their urgent needs						
CSP Output 01: Crisis-affected refugees receive in a timely manner food, nutritional products, school meals, cash-based transfers (CBT), non-food items, in sufficient quantity and quality to meet their basic food needs.						
Output Indicator	Beneficiary Group	Sub Activity	Unit of measure	Planned	Actual	

A.1.1 Number of people receiving assistance unconditionally or conditionally (complementary with UNICEF, FAO, WHO)	All	General Distribution	Female Male Total	18,620 16,380 35,000	11,115 10,679 21,794
A.2.1 Quantity of food provided through conditional or unconditional assistance			MT	1,647	1,598.81
A.2.2 Quantity of food provided to nutritionally vulnerable people through malnutrition treatment and prevention programmes			MT		147.95
A.3.1 Total value of cash transferred to people			USD	1,920,000	
A.8 Number of rations provided through conditional or unconditional assistance		General Distribution	Number	12,600,000	4,552,530
A.8 Number of rations provided through conditional or unconditional assistance		Prevention of acute malnutrition	Number		5,130
A.8 Number of rations provided through conditional or unconditional assistance		Treatment of moderate acute malnutrition	Number		3,119,760

CSP Output 02: Targeted beneficiaries receive timely and adequate conditional food assistance for assets or trainings to meet their food requirements while improving their livelihoods.

Output Indicator	Beneficiary Group	Sub Activity	Unit of measure	Planned	Actual
A.1.7 Number of people in emergency contexts receiving assistance unconditionally or to restore infrastructure and community assets (complementary with UNICEF, Office of the United Nations High Commissioner for Refugees (UNHCR), WFP)	All	Food assistance for asset	Female Male Total	172,125 165,375 337,500	17,952 16,233 34,185
A.2.7 Quantity of food provided unconditionally or to restore infrastructure and community assets			MT	7,898	1,163.27
A.3.4 Total value of cash transferred to people enrolled in food assistance for assets activities			USD	12,636,060	
A.8 Number of rations provided through conditional or unconditional assistance		Food assistance for asset	Number	109,350,000	1,011,312

CSP Output 03: Crisis-affected IDPs and host communities receive in a timely manner food, nutritional products, CBT, non-food items, in sufficient quantity and quality to meet their basic food needs.

Output Indicator	Beneficiary Group	Sub Activity	Unit of measure	Planned	Actual
A.1.1 Number of people receiving assistance unconditionally or conditionally (complementary with UNICEF, FAO, WHO)	ART clients; All; Children; Pregnant Breastfeeding Women and Girls; Activity supporters	General Distribution; HIV/TB Care & treatment; Treatment of moderate acute malnutrition; Prevention of acute malnutrition	Female Male Total	804,284 742,853 1,547,137	849,879 815,702 1,665,581
A.1.2 Number of nutritionally vulnerable people receiving food/cash-based transfers/commodity vouchers/capacity strengthening transfers through malnutrition treatment and prevention programmes (complementary with UNICEF, FAO, WHO)	ART clients	HIV/TB Care & treatment	Female Male Total	506 489 995	

A.1.2 Number of nutritionally vulnerable people receiving food/cash-based transfers/commodity vouchers/capacity strengthening transfers through malnutrition treatment and prevention programmes (complementary with UNICEF, FAO, WHO)	Activity supporters	Therapeutic feeding (treatment of SAM)	Female Male Total		887 887
A.1.2 Number of nutritionally vulnerable people receiving food/cash-based transfers/commodity vouchers/capacity strengthening transfers through malnutrition treatment and prevention programmes (complementary with UNICEF, FAO, WHO)	Activity supporters	Treatment of moderate acute malnutrition	Female Male Total	1,384	1,384
A.1.2 Number of nutritionally vulnerable people receiving food/cash-based transfers/commodity vouchers/capacity strengthening transfers through malnutrition treatment and prevention programmes (complementary with UNICEF, FAO, WHO)	Children	Prevention of acute malnutrition	Female Male Total	18,963 19,737 38,700	39,477 41,089 80,566
A.1.2 Number of nutritionally vulnerable people receiving food/cash-based transfers/commodity vouchers/capacity strengthening transfers through malnutrition treatment and prevention programmes (complementary with UNICEF, FAO, WHO)	Children	Treatment of moderate acute malnutrition	Female Male Total	11,960 12,448 24,408	
A.1.2 Number of nutritionally vulnerable people receiving food/cash-based transfers/commodity vouchers/capacity strengthening transfers through malnutrition treatment and prevention programmes (complementary with UNICEF, FAO, WHO)	Pregnant Breastfeeding Women and Girls	Prevention of acute malnutrition	Female Male Total	25,800	64,943 64,943
A.1.2 Number of nutritionally vulnerable people receiving food/cash-based transfers/commodity vouchers/capacity strengthening transfers through malnutrition treatment and prevention programmes (complementary with UNICEF, FAO, WHO)	Pregnant Breastfeeding Women and Girls	Treatment of moderate acute malnutrition	Female Male Total	5,893	5,893
A.2.1 Quantity of food provided through conditional or unconditional assistance			MT	92,884	47,077.16
A.2.2 Quantity of food provided to nutritionally vulnerable people through malnutrition treatment and prevention programmes			MT	7,162	4,489.65
A.3.1 Total value of cash transferred to people			USD	60,240,000	15,163,958
A.4.1 Total value of vouchers transferred to people disaggregated by type (value voucher or commodity voucher)			USD	13,440,000	3,207,026
A.8 Number of rations provided through conditional or unconditional assistance		General Distribution	Number	281,700,000	209,706,538
A.8 Number of rations provided through conditional or unconditional assistance		HIV/TB Care & treatment	Number	358,200	

A.8 Number of rations provided through conditional or unconditional assistance		Prevention of acute malnutrition	Number	34,110,000	13,617,104
A.8 Number of rations provided through conditional or unconditional assistance		Therapeutic feeding (treatment of SAM)	Number		148,014
A.8 Number of rations provided through conditional or unconditional assistance		Treatment of moderate acute malnutrition	Number	9,853,320	12,351,600

CSP Output 07: Crisis impacted children attending primary school receive timely and adequate nutritious meals, including take home rations, to meet their food and nutrition needs and support school attendance

Output Indicator	Beneficiary Group	Sub Activity	Unit of measure	Planned	Actual
A.1.4 Number of girls and boys receiving food/cash-based transfers/commodity vouchers/capacity strengthening transfers through emergency school-based programmes (complementary with UNICEF, UNHCR, WFP)	Students (primary schools)	School feeding (on-site)	Female	55,459	175,104
			Male	55,458	148,670
			Total	110,917	323,774
A.1.4 Number of girls and boys receiving food/cash-based transfers/commodity vouchers/capacity strengthening transfers through emergency school-based programmes (complementary with UNICEF, UNHCR, WFP)	Students (primary schools)	School feeding (take-home rations)	Female	39,591	30,039
			Male		
			Total	39,591	30,039
A.2.4 Quantity of food provided to girls and boys through emergency school-based programmes			MT	7,553	4,108.14
A.3.2 Total value of cash transferred to family members of girls and boys benefiting from school-based programmes			USD	1,848,040	

Corporate output 1.2: Crisis-affected children, pregnant women and girls and new mothers, and other nutritionally vulnerable populations benefit from programmes to prevent and treat malnutrition and improve diets

CSP Output 05: Crisis-affected children and PLW/Gs receive adequate and timely specialized nutritious food to prevent and treat MAM.

Output Indicator	Beneficiary Group	Sub Activity	Unit of measure	Planned	Actual
A.2.2 Quantity of food provided to nutritionally vulnerable people through malnutrition treatment and prevention programmes			MT		275.82
B.1.2 Quantity of fortified food provided to treat or prevent malnutrition			MT		10.07
B.2.1 Quantity of specialized nutritious foods provided to treat or prevent malnutrition			MT		265.76

Other Output

Activity 01: Provide an integrated assistance package including food assistance (conditional and/or unconditional), school meals, and specialized nutritious food to refugees, IDPs, host population, children and PLW/Gs affected by climate shocks, conflicts and other disruptions

Corporate Output 1.1: Food insecure and crisis-affected populations have access to nutritious food and cash-based assistance, restored assets and services to meet their urgent needs

CSP Output 03: URT-1.2: 01. Provide an integrated assistance package including food assistance (conditional and/or unconditional), school meals, and specialized nutritious food to refugees, IDPs, host population, children and PLW/Gs affected by climate shocks, conflicts and other disruptions

Output indicator	Detailed indicator	Sub Activity	Unit of measure	Planned	Actual
------------------	--------------------	--------------	-----------------	---------	--------

O.3: Number of people indirectly benefitting (Tier 2) from an asset, knowledge and capacity, commodities and services delivered through WFP programs or services provision	O.3.1: Number of people indirectly benefitting (Tier 2) from an asset, knowledge and capacity, commodities and services delivered through WFP programs or services provision	Unconditional Resource Transfers (CCS)	Number	9,156,444	8,500,000
CSP Output 07: Crisis impacted children attending primary school receive timely and adequate nutritious meals, including take home rations, to meet their food and nutrition needs and support school attendance					
Output indicator	Detailed indicator	Sub Activity	Unit of measure	Planned	Actual
A.6.2: Number of schools or institutional sites reached through school-based programming	A.6.2.1: Total number of schools assisted by WFP	School feeding (on-site)	school	1,306	651
A.9: Number of households receiving school-based take-home rations	A.9.1: Number of HHs receiving school-based take-home rations	School feeding (take-home rations)	Number	26,500	10,155

Outcome Results

Activity 01: Provide an integrated assistance package including food assistance (conditional and/or unconditional), school meals, and specialized nutritious food to refugees, IDPs, host population, children and PLW/Gs affected by climate shocks, conflicts and other disruptions

Outcome Indicator	Sex	Baseline	End-CSP Target	2023 Target	2023 Follow-up	Source
Target Group: IDPs - Location: Burkina Faso - Modality: - Subactivity: General Distribution						
Number of national policies, strategies, programmes and other system components relating to school health and nutrition/including school feeding enhanced/developed with WFP capacity strengthening support and/or advocacy	Overall	0	≥1	>1	1	Joint survey
Target Group: IDPs - Location: Burkina Faso - Modality: Cash, Food - Subactivity: General Distribution						
Consumption-based coping strategy index (average)	Female	15	<3	<3	12.7	WFP survey
	Male	15	<3	<3	10.4	WFP survey
	Overall	15	<3	<3	11.1	WFP survey
Food consumption score: Percentage of households with Acceptable Food Consumption Score	Female	53.1	>80	>80	16	WFP survey
	Male	53.1	>80	>80	16	WFP survey
	Overall	53.1	>80	>80	16	WFP survey
Food consumption score: Percentage of households with Borderline Food Consumption Score	Female	53.6	<15	<15	40	WFP survey
	Male	40.6	<15	<15	40	WFP survey
	Overall	40.6	<15	<15	40	WFP survey
Food consumption score: Percentage of households with Poor Food Consumption Score	Female	6.3	<5	<5	44	WFP survey
	Male	6.3	<5	<5	44	WFP survey
	Overall	6.3	<5	<5	44	WFP survey
Food consumption score – nutrition: Percentage of households that consumed Hem Iron rich food daily (in the last 7 days)	Female	4	>4	>4	4.8	WFP survey
	Male	7	>7	>7	6.1	WFP survey
	Overall	6	>6	>6	5.9	WFP survey
Food consumption score – nutrition: Percentage of households that sometimes consumed Hem Iron rich food (in the last 7 days)	Female	35	<35	<35	84.8	WFP survey
	Male	40	<40	<40	66.4	WFP survey
	Overall	40	<40	<40	70.2	WFP survey
Food consumption score – nutrition: Percentage of households that never consumed Hem Iron rich food (in the last 7 days)	Female	61	<61	<61	10.4	WFP survey
	Male	53	<53	<53	27.5	WFP survey
	Overall	54	<54	<54	24	WFP survey
Food consumption score – nutrition: Percentage of households that consumed Protein rich food daily (in the last 7 days)	Female	10	>10	>10	14.8	WFP survey
	Male	11	>11	>11	12.5	WFP survey
	Overall	10	>10	>10	13.2	WFP survey

Food consumption score – nutrition: Percentage of households that sometimes consumed Protein rich food (in the last 7 days)	Female	53	<53	<53	69.8	WFP survey
	Male	65	<65	<65	63.7	WFP survey
	Overall	63	<63	<63	65.5	WFP survey
Food consumption score – nutrition: Percentage of households that never consumed Protein rich food (in the last 7 days)	Female	37	<37	<37	15.4	WFP survey
	Male	24	<24	<24	23.8	WFP survey
	Overall	26	<27	<27	21.3	WFP survey
Food consumption score – nutrition: Percentage of households that consumed Vit A rich food daily (in the last 7 days)	Female	6	>6	>6	7	WFP survey
	Male	6	>6	>6	7	WFP survey
	Overall	6	>6	>6	7	WFP survey
Food consumption score – nutrition: Percentage of households that sometimes consumed Vit A rich food (in the last 7 days)	Female	17	<17	<17	11	WFP survey
	Male	22	<22	<22	23	WFP survey
	Overall	21	<21	<21	19	WFP survey
Food consumption score – nutrition: Percentage of households that never consumed Vit A rich food (in the last 7 days)	Female	77	<77	<77	82	WFP survey
	Male	72	<72	<72	70	WFP survey
	Overall	73	<73	<73	74	WFP survey
Livelihood coping strategies for food security: Percentage of households using crisis coping strategies	Female	9.8	<5	<9.8	9.8	WFP survey
	Male	7.3	<5	<7.3	7.3	WFP survey
	Overall	8	<5	<8	8	WFP survey
Livelihood coping strategies for food security: Percentage of households using emergency coping strategies	Female	10.8	<10	<10.8	10.8	WFP survey
	Male	10.8	<10	<10.8	10.8	WFP survey
	Overall	10.8	<10	<10.8	10.8	WFP survey
Livelihood coping strategies for food security: Percentage of households using stress coping strategies	Female	19.1	<5	<19.1	19.1	WFP survey
	Male	17	<5	<17	17	WFP survey
	Overall	1,739	<5	<17.6	17.6	WFP survey
Livelihood coping strategies for food security: Percentage of households not using livelihood based coping strategies	Female	60.3	≥80	>60.3	60.3	WFP survey
	Male	64.5	≥80	>64.5	64.5	WFP survey
	Overall	63.2	≥80	>63.2	63.2	WFP survey
Minimum diet diversity for women and girls of reproductive age	Overall	13	>80	>80	8.2	WFP survey
Target Group: Lean Season - Location: Burkina Faso - Modality: Cash, Food - Subactivity: General Distribution						
Consumption-based coping strategy index (average)	Female	13.5	<3	<3	5.9	WFP survey
	Male	13.5	<3	<3	6.2	WFP survey
	Overall	13.5	<3	<3	6.1	WFP survey
Food consumption score: Percentage of households with Acceptable Food Consumption Score	Female	46.1	>80	>80	23.7	WFP survey
	Male	56.1	>80	>80	29.2	WFP survey
	Overall	53.9	>80	>80	27.2	WFP survey
Food consumption score: Percentage of households with Borderline Food Consumption Score	Female	50.2	<15	<15	51.6	WFP survey
	Male	38.2	<15	<15	44.2	WFP survey
	Overall	41.9	<15	<15	46.9	WFP survey
Food consumption score: Percentage of households with Poor Food Consumption Score	Female	3.7	<5	≤5	24.7	WFP survey
	Male	5.7	<5	≤5	26.6	WFP survey
	Overall	5.1	<5	≤5	25.9	WFP survey
Livelihood coping strategies for food security: Percentage of households using crisis coping strategies	Female	12.1	<5	<12.1	12.1	Joint survey
	Male	12.1	<5	<12.1	12.1	Joint survey
	Overall	12.1	<5	<12.1	12.1	Joint survey
Livelihood coping strategies for food security: Percentage of households using emergency coping strategies	Female	5.3	<10	<5.3	5.3	Joint survey
	Male	8.1	<10	<8.1	8.1	Joint survey
	Overall	7.1	<10	<7.1	7.1	Joint survey
Livelihood coping strategies for food security: Percentage of households using stress coping strategies	Female	11.7	<5	<11.7	11.7	Joint survey
	Male	13.4	<5	<13.4	13.4	Joint survey
	Overall	12.8	<5	<12.8	12.8	Joint survey
Livelihood coping strategies for food security: Percentage of households not using livelihood based coping strategies	Female	70.8	≥80	>70.8	70.8	Joint survey
	Male	66.5	≥80	>66.5	66.5	Joint survey
	Overall	68	≥80	>68	68	Joint survey

Minimum diet diversity for women and girls of reproductive age	Overall	10	>80	>80	32	WFP survey
Target Group: refugees - Location: Sahel - Modality: Cash, Food - Subactivity: General Distribution						
Consumption-based coping strategy index (average)	Female	19	<3	<3		WFP survey
	Male	19	<3	<3		WFP survey
	Overall	19	<3	<3		WFP survey
Food consumption score: Percentage of households with Acceptable Food Consumption Score	Female	77.5	>80	>80		WFP survey
	Male	81.9	>80	>80		WFP survey
	Overall	80	>80	>80		WFP survey
Food consumption score: Percentage of households with Borderline Food Consumption Score	Female	17.6	<15	<15		WFP survey
	Male	13	<15	<15		WFP survey
	Overall	15	<15	<15		WFP survey
Food consumption score: Percentage of households with Poor Food Consumption Score	Female	4.9	<5	<5		WFP survey
	Male	5.1	<5	<5		WFP survey
	Overall	5	<5	<5		WFP survey
Food consumption score – nutrition: Percentage of households that consumed Hem Iron rich food daily (in the last 7 days)	Female	25	>25	>25		WFP survey
	Male	13	>13	>13		WFP survey
	Overall	14	>14	>14		WFP survey
Food consumption score – nutrition: Percentage of households that sometimes consumed Hem Iron rich food (in the last 7 days)	Female	42	<42	<42		WFP survey
	Male	52	<52	<52		WFP survey
	Overall	51	<51	<51		WFP survey
Food consumption score – nutrition: Percentage of households that never consumed Hem Iron rich food (in the last 7 days)	Female	33	<33	<33		WFP survey
	Male	35	<35	<35		WFP survey
	Overall	35	<35	<35		WFP survey
Food consumption score – nutrition: Percentage of households that consumed Protein rich food daily (in the last 7 days)	Female	25	>25	>25		WFP survey
	Male	16	>16	>16		WFP survey
	Overall	18	>18	>18		WFP survey
Food consumption score – nutrition: Percentage of households that sometimes consumed Protein rich food (in the last 7 days)	Female	75	<75	<75		WFP survey
	Male	71	<71	<71		WFP survey
	Overall	71	<71	<71		WFP survey
Food consumption score – nutrition: Percentage of households that never consumed Protein rich food (in the last 7 days)	Female	0	<0	<0		WFP survey
	Male	13	<13	<13		WFP survey
	Overall	11	<11	<11		WFP survey
Food consumption score – nutrition: Percentage of households that consumed Vit A rich food daily (in the last 7 days)	Female	0	>0	>0		WFP survey
	Male	7	>7	>7		WFP survey
	Overall	6	>6	>6		WFP survey
Food consumption score – nutrition: Percentage of households that sometimes consumed Vit A rich food (in the last 7 days)	Female	42	<42	<42		WFP survey
	Male	36	<36	<36		WFP survey
	Overall	37	<37	<37		WFP survey
Food consumption score – nutrition: Percentage of households that never consumed Vit A rich food (in the last 7 days)	Female	58	<58	<58		WFP survey
	Male	56	<56	<56		WFP survey
	Overall	57	<57	<57		WFP survey
Livelihood coping strategies for food security: Percentage of households using crisis coping strategies	Female	0	<5	<0		WFP survey
	Male	0	<5	<0		WFP survey
	Overall	0	<5	<0		WFP survey
Livelihood coping strategies for food security: Percentage of households using emergency coping strategies	Female	0	<10	<0		WFP survey
	Male	0	<10	<0		WFP survey
	Overall	0	<10	<0		WFP survey
Livelihood coping strategies for food security: Percentage of households using stress coping strategies	Female	0	<5	<0		WFP survey
	Male	0	<5	<0		WFP survey
	Overall	0	<5	<0		WFP survey
Livelihood coping strategies for food security: Percentage of households not using livelihood based coping strategies	Female	0	≥80	>0		WFP survey
	Male	0	≥80	>0		WFP survey
	Overall	0	≥80	>0		WFP survey

Minimum diet diversity for women and girls of reproductive age	Overall	17.9	>80	>35		WFP survey
--	---------	------	-----	-----	--	------------

Strategic Outcome 02: Food insecure populations including school-age children, in targeted areas have access to adequate and nutritious food all year-round **Resilience Building**

Output Results

Activity 02: Provide school meals to vulnerable children during the primary school year, including take home rations for girls

Corporate output 2.3: School-age children and adolescents have access to school-based health and nutrition packages

CSP Output 08: Children attending school receive timely and adequate nutritious meals that meet their food and nutrition needs and support school attendance.

Output Indicator	Beneficiary Group	Sub Activity	Unit of measure	Planned	Actual
A.1.3 Number of girls and boys receiving food/cash-based transfers/commodity vouchers/capacity strengthening transfers through school-based programmes	Students (primary schools)	School feeding (alternative take-home rations)	Female		4,394
			Male		4,022
			Total		8,416
A.1.3 Number of girls and boys receiving food/cash-based transfers/commodity vouchers/capacity strengthening transfers through school-based programmes	Students (primary schools)	School feeding (on-site)	Female	50,600	47,416
			Male	50,600	46,212
			Total	101,200	93,628
A.1.3 Number of girls and boys receiving food/cash-based transfers/commodity vouchers/capacity strengthening transfers through school-based programmes	Students (primary schools)	School feeding (take-home rations)	Female	15,180	30,359
			Male		
			Total	15,180	30,359
A.2.3 Quantity of food provided to girls and boys through school-based programmes			MT	2,771	2,104.36
A.3.2 Total value of cash transferred to family members of girls and boys benefiting from school-based programmes			USD	4,871,097	591,837
A.8 Number of rations provided through conditional or unconditional assistance		School feeding (alternative take-home rations)	Number		43,276
A.8 Number of rations provided through conditional or unconditional assistance		School feeding (on-site)	Number	16,394,400	10,106,127
A.8 Number of rations provided through conditional or unconditional assistance		School feeding (take-home rations)	Number	3,118,500	2,386,264

Activity 03: Provide assistance through CBT to beneficiaries targeted by government social safety nets including capacity strengthening for adolescent girls

Corporate output 2.1: Food-insecure populations have increased and sustained access to nutritious food, cash-based assistance, new or improved skills and services to meet their food and nutrition needs

CSP Output 09: Targeted beneficiaries of the single registry including those living in peri urban areas and persons with disabilities receive timely and adequate food/CBT to meet their food and nutrition needs.

Output Indicator	Beneficiary Group	Sub Activity	Unit of measure	Planned	Actual
A.1.1 Number of people receiving assistance unconditionally or conditionally (complementary with UNICEF, FAO, WHO)	All	HIV/TB Mitigation & Safety Nets; Macro Insurance	Female	85,425	107,852
			Male	82,075	102,070
			Total	167,500	209,922
A.3.1 Total value of cash transferred to people			USD	3,126,731	333,302
A.4.1 Total value of vouchers transferred to people disaggregated by type (value voucher or commodity voucher)			USD	6,430,500	6,094,857

Other Output

Activity 02: Provide school meals to vulnerable children during the primary school year, including take home rations for girls

Corporate Output 2.3: School-age children and adolescents have access to school-based health and nutrition packages

CSP Output 08: Children attending school receive timely and adequate nutritious meals that meet their food and nutrition needs and support school attendance.

Output indicator	Detailed indicator	Sub Activity	Unit of measure	Planned	Actual
C.4: Number of people engaged in capacity strengthening initiatives facilitated by WFP to enhance national stakeholder capacities contributing to Zero Hunger	C.4.g.4: Number of school administrators and officials trained or certified	School Based Programmes (CCS)	Number	581	439
N.1.1: Feeding days as percentage of total school days	N.1.1.1: Feeding days as percentage of total school days	School feeding (on-site)	%	100	100
N.1.2: Feeding days as percentage of total school days in emergency contexts	N.1.2.1: Feeding days as percentage of total school days in emergency contexts	School feeding (on-site)	%	100	100
N.2: Average number of school days per month on which multi-fortified or at least 4 food groups were provided (nutrition-sensitive indicator)	N.2.1: Average number of school days per month on which multi-fortified or at least 4 food groups were provided (nutrition-sensitive indicator)	School feeding (on-site)	%	100	75
N.5: Number of schools with infrastructure rehabilitated or constructed in emergency context	N.5.g.1: Number of schools with infrastructure rehabilitated or constructed in emergency context	School feeding (on-site)	school	4	26
N.6: Number of children covered by HGSF based programmes	N.6.1: Number of children covered by HGSF based programmes	School feeding (on-site)	Individual	15,000	0
N.7: Number of schools supported through the home-grown school feeding (HGSF) model	N.7.1: Number of schools supported through the home-grown school feeding (HGSF) model	School feeding (on-site)	Number	81	81
N.8: Number of producers/smallholder farmers supplying schools	N.8.1: Number of producers/smallholder farmers supplying schools	School feeding (on-site)	Individual	18	0

Outcome Results

Activity 02: Provide school meals to vulnerable children during the primary school year, including take home rations for girls

Outcome Indicator	Sex	Baseline	End-CSP Target	2023 Target	2023 Follow-up	Source
Target Group: School-aged children - Location: Sahel - Modality: Food - Subactivity: General Distribution						
Retention rate, by grade: Retention rate	Female	25	>95	>91	91	Joint survey
	Male	23	>95	>91	91	Joint survey
	Overall	24	>95	>91	91	Joint survey

Target Group: canteen - **Location:** Burkina Faso - **Modality:** - **Subactivity:** School feeding (on-site)

Number of national policies, strategies, programmes and other system components relating to school health and nutrition/including school feeding enhanced/developed with WFP capacity strengthening support and/or advocacy	Overall	0	>1	>0		Joint survey
Proportion of eligible population reached by nutrition preventive programme (coverage)	Female	0	≥70	>60		Joint survey
	Male	0	≥70	>60		Joint survey
	Overall	0	≥70	>60		Joint survey
Target Group: canteen - Location: Burkina Faso - Modality: Food - Subactivity: School feeding (on-site)						
Attendance rate	Female	56	>90	>80	80.97	Joint survey
	Male	67	>90	>80	76.58	Secondary data
	Overall	61.5	>90	>80	78.77	data Joint survey
Consumption-based coping strategy index (average)	Female	3	<5	<4.2	9.11	WFP survey
	Male	2	<5	<2.7	10.66	WFP survey
	Overall	2.5	<5	<3.4	9.91	WFP survey
Livelihood coping strategies for food security: Percentage of households using crisis coping strategies	Female	6.8	<5	<6.8	8.4	Joint survey
	Male	5.1	<5	<5.1	6.6	Joint survey
	Overall	5.8	<5	<5.8	7.4	Joint survey
Livelihood coping strategies for food security: Percentage of households using emergency coping strategies	Female	16	<5	<16	4.3	Joint survey
	Male	9.6	<5	<9.6	1.2	Joint survey
	Overall	12.5	<5	<12.5	2.2	Joint survey
Livelihood coping strategies for food security: Percentage of households using stress coping strategies	Female	9.9	<5	<9.9	9.8	Joint survey
	Male	12.1	<5	<12.1	13	Joint survey
	Overall	11.1	<5	<11.1	11.6	Joint survey
Livelihood coping strategies for food security: Percentage of households not using livelihood based coping strategies	Female	67.3	>85	≥67.3	77.5	Joint survey
	Male	73.2	>85	≥73.2	79.2	Joint survey
	Overall	70.6	>85	≥70.6	78.8	Joint survey
Target Group: school-age children - Location: Burkina Faso - Modality: - Subactivity: School Based Programmes (CCS)						
Number of national policies, strategies, programmes and other system components contributing to Zero Hunger and other SDGs that have benefitted from WFP capacity strengthening support	Overall	0	≥1	≥1	1	Secondary data
Target Group: school-age children - Location: Burkina Faso - Modality: Cash, Food - Subactivity: School feeding (take-home rations)						
Food consumption score – nutrition: Percentage of households that consumed Hem Iron rich food daily (in the last 7 days)	Female	0	>80	>3.9	2.8	Joint survey
	Male	0	>80	>4.6	3.2	Joint survey
	Overall	0	>80	>4.3	3.2	Joint survey
Food consumption score – nutrition: Percentage of households that sometimes consumed Hem Iron rich food (in the last 7 days)	Female	0	>15	>85.8	87.7	Joint survey
	Male	0	>15	>86.9	83.1	Joint survey
	Overall	0	>15	>86.4	84.7	Joint survey
Food consumption score – nutrition: Percentage of households that never consumed Hem Iron rich food (in the last 7 days)	Female	0	<5	<10.2	9.5	Joint survey
	Male	0	<5	<8.4	13.6	Joint survey
	Overall	0	<5	<9.3	12	Joint survey
Food consumption score – nutrition: Percentage of households that consumed Protein rich food daily (in the last 7 days)	Female	0	>80	>10.9	7.3	Joint survey
	Male	0	>80	>13	10.9	Joint survey
	Overall	0	>80	>12	8.9	Joint survey
Food consumption score – nutrition: Percentage of households that sometimes consumed Protein rich food (in the last 7 days)	Female	0	>15	>68.5	68.8	Joint survey
	Male	0	>15	>66.6	69.5	Joint survey
	Overall	0	>15	>67.5	70.4	Joint survey
Food consumption score – nutrition: Percentage of households that never consumed Protein rich food (in the last 7 days)	Female	0	<5	<20.6	23.9	Joint survey
	Male	0	<5	<25.5	19.6	Joint survey
	Overall	0	<5	<20.5	20.7	Joint survey

Food consumption score – nutrition: Percentage of households that consumed Vit A rich food daily (in the last 7 days)	Female	0	>80	>14.9	17.1	Joint survey
	Male	0	>80	>14.6	15.3	Joint survey
	Overall	0	>80	>15	15	Joint survey
Food consumption score – nutrition: Percentage of households that sometimes consumed Vit A rich food (in the last 7 days)	Female	0	>15	>40.8	46.7	Joint survey
	Male	0	>15	>39.3	37.2	Joint survey
	Overall	0	>15	>42	42	Joint survey
Food consumption score – nutrition: Percentage of households that never consumed Vit A rich food (in the last 7 days)	Female	0	<5	<44.4	36.3	Joint survey
	Male	0	<5	<46.2	47.5	Joint survey
	Overall	0	<5	<43	43	Joint survey
Target Group: school-age children - Location: Burkina Faso - Modality: Food - Subactivity: School feeding (on-site)						
Annual change in enrolment	Female	5	>10	>20	-10	Secondary data
	Male	4.5	>10	>20	-10	Secondary data
	Overall	4.7	>10	>20	-10	Secondary data
Food consumption score: Percentage of households with Acceptable Food Consumption Score	Female	22.8	>80	≥23	17.4	Joint survey
	Male	21.2	>80	≥21	22.7	Joint survey
	Overall	21.9	>80	≥22	20	Joint survey
Food consumption score: Percentage of households with Borderline Food Consumption Score	Female	55.6	<15	<55.6	51.2	Joint survey
	Male	59.6	<15	<59.6	51.1	Joint survey
	Overall	57	<15	<57.8	51.1	Joint survey
Food consumption score: Percentage of households with Poor Food Consumption Score	Female	21.6	<5	<21.6	31.4	Joint survey
	Male	19.2	<5	<19.2	26.2	Joint survey
	Overall	20.3	<5	<20.3	28.9	Joint survey
Graduation rate	Female	59.8	>90	>80	86.01	Secondary data
	Male	49.5	>90	>80	88.13	Secondary data
	Overall	54.6	>90	>80	87.07	Secondary data

Strategic Outcome 03: Nutritionally vulnerable populations including children aged 6-59 months, pregnant and lactating women and girls (PLW/Gs), antiretroviral therapy (ART) clients, in targeted areas have improved nutritional status all year round.	Resilience Building
--	----------------------------

Output Results

Activity 04: Support beneficiaries through the provision of specialized nutritious food and integrated programmes (including SBCC) to manage acute malnutrition and prevent stunting

Corporate output 2.2: Children, pregnant women and girls and new mothers, and other nutritionally vulnerable populations benefit from programmes to prevent and treat malnutrition and improve diets

CSP Output 11: Targeted children aged 6-23 months and PLW/Gs receive adequate and timely specialized nutritious food to prevent moderate acute malnutrition

Output Indicator	Beneficiary Group	Sub Activity	Unit of measure	Planned	Actual
A.1.2 Number of nutritionally vulnerable people receiving food/cash-based transfers/commodity vouchers/capacity strengthening transfers through malnutrition treatment and prevention programmes (complementary with UNICEF, FAO, WHO)	Children	Prevention of acute malnutrition	Female	21,596	2,035
			Male	22,477	2,118
			Total	44,073	4,153
A.1.2 Number of nutritionally vulnerable people receiving food/cash-based transfers/commodity vouchers/capacity strengthening transfers through malnutrition treatment and prevention programmes (complementary with UNICEF, FAO, WHO)	Children	Treatment of moderate acute malnutrition	Female	14,504	56,264
			Male	15,096	58,560
			Total	29,600	114,824
A.1.2 Number of nutritionally vulnerable people receiving food/cash-based transfers/commodity vouchers/capacity strengthening transfers through malnutrition treatment and prevention programmes (complementary with UNICEF, FAO, WHO)	Pregnant Breastfeeding Women and Girls	Prevention of acute malnutrition	Female	26,100	
			Male	2,550	
			Total	28,650	
A.1.2 Number of nutritionally vulnerable people receiving food/cash-based transfers/commodity vouchers/capacity strengthening transfers through malnutrition treatment and prevention programmes (complementary with UNICEF, FAO, WHO)	Pregnant Breastfeeding Women and Girls	Treatment of moderate acute malnutrition	Female	19,000	65,456
			Male		
			Total	19,000	65,456
A.2.2 Quantity of food provided to nutritionally vulnerable people through malnutrition treatment and prevention programmes			MT	6,961	1,178.18
A.4.1 Total value of vouchers transferred to people disaggregated by type (value voucher or commodity voucher)			USD	1,181,140	41,348
B.1.2 Quantity of fortified food provided to treat or prevent malnutrition			MT	265	36.99
B.2.1 Quantity of specialized nutritious foods provided to treat or prevent malnutrition			MT	6,696	1,141.19

CSP Output 13: : Targeted children aged 6-59 months and PLW/Gs receive adequate and timely specialized nutritious food that treat moderate acute malnutrition.

Output Indicator	Beneficiary Group	Sub Activity	Unit of measure	Planned	Actual
------------------	-------------------	--------------	-----------------	---------	--------

A.2.2 Quantity of food provided to nutritionally vulnerable people through malnutrition treatment and prevention programmes			MT		131.51
B.2.1 Quantity of specialized nutritious foods provided to treat or prevent malnutrition			MT		131.51

Other Output

Activity 04: Support beneficiaries through the provision of specialized nutritious food and integrated programmes (including SBCC) to manage acute malnutrition and prevent stunting

Corporate Output 2.2: Children, pregnant women and girls and new mothers, and other nutritionally vulnerable populations benefit from programmes to prevent and treat malnutrition and improve diets

CSP Output 11: NTA-1.4: 04. Support beneficiaries through the provision of specialized nutritious food and integrated programmes (including SBCC) to manage acute malnutrition and prevent stunting

Output indicator	Detailed indicator	Sub Activity	Unit of measure	Planned	Actual
C.4: Number of people engaged in capacity strengthening initiatives facilitated by WFP to enhance national stakeholder capacities contributing to Zero Hunger	C.4.g.3: Number of national partner staff participating in training and other technical assistance initiatives	Malnutrition Prevention (CCS)	Number	21	21

CSP Output 11: Targeted children aged 6-23 months and PLW/Gs receive adequate and timely specialized nutritious food to prevent moderate acute malnutrition

Output indicator	Detailed indicator	Sub Activity	Unit of measure	Planned	Actual
A.10.2: Total Value (USD) of individual capacity strengthening transfers in support of learning to prevent or treat malnutrition	A.10.2.1: Total Value (USD) of individual capacity strengthening transfers in support of learning to prevent or treat malnutrition	Treatment of moderate acute malnutrition	US\$	380,000	2,440,263
A.6.1: Number of WFP-assisted health centres or sites	A.6.1.1: Total number of WFP-assisted health centres or sites	Treatment of moderate acute malnutrition	centre/site	1,266	1,241

CSP Output 12: Targeted beneficiaries receive SBCC that improve nutrition-related practices and prevent malnutrition.

Output indicator	Detailed indicator	Sub Activity	Unit of measure	Planned	Actual
E.4: Number of people reached through interpersonal social and behaviour change communication (SBCC) approaches (complementary with UNICEF, FAO, WFP, WHO)	E.4.1: Number of people reached through interpersonal social and behaviour change communication (SBCC) approaches (complementary with UNICEF, FAO, WFP, WHO)	Treatment of moderate acute malnutrition	Individual	30,000	27,268
E.5: Number of people reached through SBCC approaches using media (complementary with UNICEF, FAO, WFP, WHO)	E.5.1: Number of people reached through SBCC approaches using media (complementary with UNICEF, FAO, WFP, WHO)	Treatment of moderate acute malnutrition	Individual	330,000	195,000

Outcome Results

Activity 04: Support beneficiaries through the provision of specialized nutritious food and integrated programmes (including SBCC) to manage acute malnutrition and prevent stunting

Outcome Indicator	Sex	Baseline	End-CSP Target	2023 Target	2023 Follow-up	Source
-------------------	-----	----------	----------------	-------------	----------------	--------

Target Group: CH 6-59 months, PLW/Gs, ART - Location: Burkina Faso - Modality: Food - Subactivity: Prevention of stunting						
Proportion of eligible population reached by nutrition preventive programme (coverage)	Female	80	>99	>99		Secondary data
	Male	99	>99	>99		Secondary data
	Overall	86	>99	>99		Secondary data
Target Group: Children 6-59 months, PLW/Gs, ART - Location: Burkina Faso - Modality: - Subactivity: Treatment of moderate acute malnutrition						
Value of smallholder sales through WFP-supported aggregation systems (USD): Overall	Overall	0	≥150,000	≥150,000	0	Joint survey
Value of smallholder sales through WFP-supported aggregation systems (USD): WFP	Overall	0	≥40,000	≥40,000	0	Joint survey
Value of smallholder sales through WFP-supported aggregation systems (USD): Private buyers	Overall	0	>0	=0	0	Joint survey
Value of smallholder sales through WFP-supported aggregation systems (USD): Institutional buyers	Overall	0	>0	=0	0	Joint survey
Value of smallholder sales through WFP-supported aggregation systems (USD): Schools	Overall	0	≥10,000	≥10,000	0	Joint survey
Target Group: Children 6-59 months, PLW/Gs, ART - Location: Burkina Faso - Modality: Capacity Strengthening - Subactivity: Malnutrition Treatment (CCS)						
Number of national policies, strategies, programmes and other system components contributing to Zero Hunger and other SDGs that have benefitted from WFP capacity strengthening support	Overall	0	≥1	≥1	1	Secondary data
Target Group: Children 6-59 months, PLW/Gs, ART - Location: Burkina Faso - Modality: Food - Subactivity: General Distribution						
Proportion of target population who participate in an adequate number of distributions (adherence)	Female	0	>140,000	>70,000		Joint survey
	Male	0	>100,000	>30,000		Joint survey
	Overall	0	>240,000	>100,000		Joint survey
Target Group: Children 6-59 months, PLW/Gs, ART - Location: Burkina Faso - Modality: Food - Subactivity: Prevention of acute malnutrition						
Proportion of children 6-23 months of age who receive a minimum acceptable diet: Minimum Diet Diversity 6-23 months (MDD)	Female	0	>60	>50	29	WFP survey
	Male	0	>60	>50	26.8	WFP survey
	Overall	0	>60	>50	28	WFP survey
Proportion of children 6-23 months of age who receive a minimum acceptable diet: Minimum Meal Frequency 6-23 months (MMF)	Female	0	>60	>50	35.5	WFP survey
	Male	0	>60	>50	28.8	WFP survey
	Overall	0	>60	>50	32.2	WFP survey
Proportion of children 6-23 months of age who receive a minimum acceptable diet: Minimum Milk Feeding Frequency for Non-Breastfed children 6-23 months (MMFF)	Female	0	>60	>50	2.2	WFP survey
	Male	0	>60	>50	2.5	WFP survey
	Overall	0	>60	>50	2.3	WFP survey
Proportion of children 6-23 months of age who receive a minimum acceptable diet: Proportion of children 6-23 months of age who receive a minimum acceptable diet	Female	0	>60	>50	16.9	WFP survey
	Male	0	>60	>50	15	WFP survey
	Overall	0	>60	>50	16	WFP survey
Target Group: Children 6-59 months, PLW/Gs, ART - Location: Burkina Faso - Modality: Food - Subactivity: Treatment of moderate acute malnutrition						
Minimum diet diversity for women and girls of reproductive age	Overall	8	>10	>8	7	Secondary data
Moderate acute malnutrition treatment default rate	Overall	9.9	≤5	≤7	5.58	Secondary data

Moderate acute malnutrition treatment mortality rate	Overall	2	≤0	≤1	0.17	Secondary data
Moderate acute malnutrition treatment non-response rate	Overall	5	≤4	≤2	0.86	Secondary data
Moderate acute malnutrition treatment recovery rate	Overall	80	≥90	≥80	93.4	Secondary data
Percentage of targeted smallholder farmers reporting increased production of nutritious crops	Female	0	>75	>56		Joint survey
	Male	0	>75	>43		Joint survey
	Overall	0	>75	>49.5		Joint survey

Strategic Outcome 04: Smallholder farmers and communities in targeted areas, including those affected by recurrent climate shocks, have more resilient livelihoods and sustainable food systems by 2023 **Resilience Building**

Output Results

Activity 05: Support targeted groups through livelihood and asset creation, gender-responsive and nutrition sensitive value chain development, weather insurance schemes, and innovative production technologies and practices

Corporate output 3.1: People and communities have access to productive assets to better cope with shocks and stressors

CSP Output 15: Targeted vulnerable populations receive timely food assistance for asset creation to meet their immediate food and nutrition needs.

Output Indicator	Beneficiary Group	Sub Activity	Unit of measure	Planned	Actual
A.1.6 Number of people receiving food/cash-based transfers/commodity vouchers/capacity strengthening transfers under food assistance for assets (complementary with ILO, UNDP, World Bank, UNHCR, UNICEF)	All	Food assistance for asset	Female	280,500	245,590
			Male	269,500	223,123
			Total	550,000	468,713
A.1.8 Number of women, men, boys and girls receiving food/cash-based/commodity vouchers/individual capacity strengthening transfers through actions to protect against climate shocks	All	Micro / Meso Insurance	Female	7,650	
			Male	7,350	
			Total	15,000	
A.2.6 Quantity of food provided to people enrolled in food assistance for assets activities			MT	4,183	1,694.44
A.3.4 Total value of cash transferred to people enrolled in food assistance for assets activities			USD	17,558,437	7,333,996
A.4.1 Total value of vouchers transferred to people disaggregated by type (value voucher or commodity voucher)			USD	192,600	
A.8 Number of rations provided through conditional or unconditional assistance		Food assistance for asset	Number	118,800,000	29,047,113
A.8 Number of rations provided through conditional or unconditional assistance		Micro / Meso Insurance	Number	90,000	

Corporate output 3.3: Smallholder farmers and value chain actors have increased capacity to produce and aggregate marketable surpluses, reduce post-harvest losses, access markets and leverage linkages to schools

CSP Output 17: Targeted smallholders farmers have improved access to innovative production technologies, best practices, structured markets and pro-smallholder services to enhance their role in the value chain including in relation to home-grown school feeding.

Output Indicator	Beneficiary Group	Sub Activity	Unit of measure	Planned	Actual
F.1 Number of smallholder farmers supported with training, inputs, equipment and infrastructure	All	Smallholder agricultural market support Activities	Female	2,040	58,240
			Male	1,960	53,760
			Total	4,000	112,000

Other Output

Activity 05: Support targeted groups through livelihood and asset creation, gender-responsive and nutrition sensitive value chain development, weather insurance schemes, and innovative production technologies and practices

Corporate Output 3.1: People and communities have access to productive assets to better cope with shocks and stressors

CSP Output 15: Targeted vulnerable populations receive timely food assistance for asset creation to meet their immediate food and nutrition needs.

Output indicator	Detailed indicator	Sub Activity	Unit of measure	Planned	Actual
A.5: Quantity of non-food items distributed	A.5.g.2: Total number of energy-efficient devices distributed to targeted institutions, communities and households	Other Climate adaptation and risk management Activities	Number	18,235	24,665

Corporate Output 3.2: People and communities have increased skills, capacities and access to financial, energy and climate services for climate-adapted and sustainable livelihoods

CSP Output 16: Targeted populations benefit from assets built or restored and other livelihood support interventions to improve their resilience to natural shocks and adaptation to climate change.

Output indicator	Detailed indicator	Sub Activity	Unit of measure	Planned	Actual
D.2: Number of people provided with direct access to energy products or services	D.2.10: Total number of people provided with direct access to energy products or services (Cooking)	Other Climate adaptation and risk management Activities	Individual	28,812	60,543
D.3: Number of participants who completed vocational/livelihood skills training activities	D.3.g.1: Number of participants who completed vocational/livelihood skills	Food assistance for asset	Number	870	1,385
D.4: Percentage of assets created through Food Assistance for Assets (FFA) monitored through the Asset Impact Monitoring from Space (AIMS) service identified as visible or maintained	D.4.g.1: Percentage of food assistance for assets (FFA) activities under monitoring visible through the Asset Impact Monitoring Satellite	Food assistance for asset	%	100	100

Corporate Output 3.3: Smallholder farmers and value chain actors have increased capacity to produce and aggregate marketable surpluses, reduce post-harvest losses, access markets and leverage linkages to schools

CSP Output 17: Targeted smallholder farmers have improved access to innovative production technologies, best practices, structured markets and pro-smallholder services to enhance their role in the value chain including in relation to home-grown school feeding.

Output indicator	Detailed indicator	Sub Activity	Unit of measure	Planned	Actual
C.6: Number of tools or products developed or revised to enhance national systems contributing to zero hunger and other SDGs as part of WFP capacity strengthening	C.6.g.1: Number of tools or products developed	Forecast-based Anticipatory Actions (CCS)	Number	2	0

CSP Output 17: Targeted smallholders farmers have improved access to innovative production technologies, best practices, structured markets and pro-smallholder services to enhance their role in the value chain including in relation to home-grown school feeding.

Output indicator	Detailed indicator	Sub Activity	Unit of measure	Planned	Actual
F.10: Number of smallholder farmers supported with trainings in marketing and business skills	F.10.1F: Number of smallholder farmers supported with trainings in marketing and business skills (Female)	Smallholder agricultural market support Activities	Number	60	25
F.10: Number of smallholder farmers supported with trainings in marketing and business skills	F.10.1M: Number of smallholder farmers supported with trainings in marketing and business skills (Male)	Smallholder agricultural market support Activities	Number	80	20

F.11: Number of smallholder farmers supported with trainings in governance and leadership	F.11.1F: Number of smallholder farmers supported with trainings in governance and leadership (Female)	Smallholder agricultural market support Activities	Number	30	10
F.11: Number of smallholder farmers supported with trainings in governance and leadership	F.11.1M: Number of smallholder farmers supported with trainings in governance and leadership (Male)	Smallholder agricultural market support Activities	Number	30	10
F.12: Number of smallholder farmers supported with trainings in finance and insurance	F.12.1F: Number of smallholder farmers supported with trainings in finance and insurance (Female)	Smallholder agricultural market support Activities	Number	2,000	2,875
F.12: Number of smallholder farmers supported with trainings in finance and insurance	F.12.1M: Number of smallholder farmers supported with trainings in finance and insurance (Male)	Smallholder agricultural market support Activities	Number	3,000	2,625
F.13: Number of smallholder farmers supported with agricultural inputs and equipment	F.13.1.F: Number of smallholder farmers supported with agricultural inputs and equipment (Female)	Smallholder agricultural market support Activities	Number	700	2,132
F.13: Number of smallholder farmers supported with agricultural inputs and equipment	F.13.1.M: Number of smallholder farmers supported with agricultural inputs and equipment (Male)	Smallholder agricultural market support Activities	Number	600	1,968
F.14: Number of smallholder farmers supported with post-harvest equipment and infrastructure	F.14.1F: Number of smallholder farmers supported with post-harvest equipment and infrastructure (Female)	Smallholder agricultural market support Activities	Number	600	520
F.14: Number of smallholder farmers supported with post-harvest equipment and infrastructure	F.14.1M: Number of smallholder farmers supported with post-harvest equipment and infrastructure (Male)	Smallholder agricultural market support Activities	Number	400	480
F.15: Number of smallholder farmer aggregation systems supported with trainings in good agronomic practices	F.15.1: Number of smallholder farmer aggregation systems supported with trainings in good agronomic practices	Smallholder agricultural market support Activities	Number	40	40
F.16: Number of smallholder farmer aggregation systems supported with trainings in post-harvest management principles and practices	F.16.1: Number of smallholder farmer aggregation systems supported with trainings in post-harvest management principles and practices	Smallholder agricultural market support Activities	Number	50	30

F.17: Number of smallholder farmer aggregation systems supported with trainings in marketing and business skills	F.17.1: Number of smallholder farmer aggregation systems supported with trainings in marketing and business skills	Smallholder agricultural market support Activities	Number	20	21
F.18: Number of smallholder farmer aggregation systems supported with trainings in governance and leadership	F.18.1: Number of smallholder farmer aggregation systems supported with trainings in governance and leadership	Smallholder agricultural market support Activities	Number	20	10
F.19: Number of smallholder farmer aggregation systems supported with trainings in finance and insurance	F.19.1: Number of smallholder farmer aggregation systems supported with trainings in finance and insurance	Smallholder agricultural market support Activities	Number	20	21
F.2: Total membership of supported smallholder farmer aggregation systems	F.2.1: Total membership of supported smallholder farmer aggregation systems (Male)	Smallholder agricultural market support Activities	Number	53,760	53,760
F.2: Total membership of supported smallholder farmer aggregation systems	F.2.2: Total membership of supported smallholder farmer aggregation systems (Female)	Smallholder agricultural market support Activities	Number	58,240	58,240
F.20: Number of smallholder farmer aggregation systems supported with agricultural inputs and equipment	F.20.1: Number of smallholder farmer aggregation systems supported with agricultural inputs and equipment	Smallholder agricultural market support Activities	Number	500	310
F.21: Number of smallholder farmer aggregation systems supported with post-harvest equipment and infrastructure	F.21.1: Number of smallholder farmer aggregation systems supported with post-harvest equipment and infrastructure	Smallholder agricultural market support Activities	Number	10	30
F.5: Number of meetings, workshops, fairs, events organized to facilitate market linkages	F.5.1: Number of meetings, workshops, fairs, events organized to facilitate market linkages	Smallholder agricultural market support Activities	Number	15	13
F.8: Number of smallholder farmers supported with trainings in good agronomic practices	F.8.1F: Number of smallholder farmers supported with trainings in good agronomic practices (Female)	Smallholder agricultural market support Activities	Number	2,000	2,132
F.8: Number of smallholder farmers supported with trainings in good agronomic practices	F.8.1M: Number of smallholder farmers supported with trainings in good agronomic practices (Male)	Smallholder agricultural market support Activities	Number	3,000	1,968
F.9: Number of smallholder farmers supported with trainings in post-harvest management principles and practices	F.9.1F: Number of smallholder farmers supported with trainings in post-harvest management principles and practices (Female)	Smallholder agricultural market support Activities	Number	800	520

F.9: Number of smallholder farmers supported with trainings in post-harvest management principles and practices	F.9.1M: Number of smallholder farmers supported with trainings in post-harvest management principles and practices (Male)	Smallholder agricultural market support Activities	Number	1,000	480
G.1: Number of people covered by an insurance product through risk transfer mechanisms supported by WFP	G.1.12: Total number of people covered by micro-insurance schemes (Premium paid with cash or direct payment)	Micro / Meso Insurance	Individual	38,500	38,500
G.1: Number of people covered by an insurance product through risk transfer mechanisms supported by WFP	G.1.9: Total number of people covered by ARC replica or any other macro-insurance schemes (Premium paid by WFP)	Macro Insurance	Individual	118,000	117,976
G.10: Number of people benefiting from assets and climate adaptation practices facilitated by WFP's risk management activities	G.10.1: Number of people benefiting from assets and climate adaptation practices facilitated by WFP's Risk Management activities (overall)	Other Climate adaptation and risk management Activities	Individual	100,000	80,000
G.11: Number of people benefiting from insurance pay outs of risk transfer mechanisms supported by WFP	G.11.1: Number of people benefiting from payouts of ARC replica or any other macro-insurance schemes	Macro Insurance	Individual	177,607	137,426
G.12: Total USD value disbursed as pay outs of risk transfer mechanisms supported by WFP	G.12.1: Total USD value disbursed as payouts of ARC replica or any other macro-insurance schemes	Macro Insurance	US\$	6,090,145	5,900,598
G.2: Total USD value of premiums paid under risk transfer mechanisms supported by WFP	G.2.1: Total USD value of premiums paid under ARC replica or any other macro-insurance schemes (Premium paid by WP)	Macro Insurance	US\$	1,000,000	1,000,000
G.2: Total USD value of premiums paid under risk transfer mechanisms supported by WFP	G.2.4: Total USD value of premiums paid under micro-insurance schemes - (Premium paid with Cash or Direct Payment)	Micro / Meso Insurance	US\$	155,576	90,000
G.3: Total sum insured through risk management interventions	G.3.2: Total sum insured through ARC replica or any other macro-insurance schemes (Premium paid by WFP)	Macro Insurance	US\$	4,720,000	4,719,054
G.3: Total sum insured through risk management interventions	G.3.6: Total sum insured through micro-insurance schemes (Premium paid with cash or direct payment)	Micro / Meso Insurance	US\$	916,666	1,000,000

G.7: Percentage of tools developed or reviewed to strengthen national systems for forecast based anticipatory action	G.7.g.1: Percentage of tools developed or reviewed to strengthen national capacities for Forecast-based Anticipatory Action	Forecast-based Anticipatory Actions	%	100	100
G.8: Number of people provided with direct access to information on climate and weather risks	G.8.3: Number of people provided with direct access to information on climate and weather risks through mobile phones and/or SMS services	Forecast-based Anticipatory Actions	Individual	5,857	0
G.8: Number of people provided with direct access to information on climate and weather risks	G.8.4: Number of people provided with direct access to information on climate and weather risks through face-to-face communication channels	Forecast-based Anticipatory Actions	Individual	12,850	0
G.8: Number of people provided with direct access to information on climate and weather risks	G.8.5: Number of people provided with direct access to information on climate and weather risks through Radio Programmes	Forecast-based Anticipatory Actions	Individual	152,190	0
G.9: Number of people covered and assisted through forecast-based anticipatory actions against climate shocks	G.9.1: Number of people covered and assisted through Forecast-based Anticipatory Actions against climate shocks (Overall)	Forecast-based Anticipatory Actions	Individual	90,000	0

Outcome Results

Activity 05: Support targeted groups through livelihood and asset creation, gender-responsive and nutrition sensitive value chain development, weather insurance schemes, and innovative production technologies and practices

Outcome Indicator	Sex	Baseline	End-CSP Target	2023 Target	2023 Follow-up	Source
Target Group: Burkina Faso / Smallholder farmers and communities / HIS1 / FFA - Location: Burkina Faso - Modality: Food - Subactivity: Food assistance for asset						
Volume of smallholder sales through WFP-supported aggregation systems (MT): Overall	Overall	0	>20,000	≥2,000	1,500	Joint survey
Volume of smallholder sales through WFP-supported aggregation systems (MT): WFP	Overall	0	>20,000	≥2,000	1,500	Joint survey
Volume of smallholder sales through WFP-supported aggregation systems (MT): Private buyers	Overall	0	>0	≥0	0	Joint survey
Volume of smallholder sales through WFP-supported aggregation systems (MT): Institutional buyers	Overall	0	>0	≥0	0	Joint survey
Volume of smallholder sales through WFP-supported aggregation systems (MT): Schools	Overall	0	>0	≥0	0	Joint survey

Target Group: Smallholder farmers and communities - **Location:** Burkina Faso - **Modality:** - **Subactivity:** Food assistance for asset

Number of national policies, strategies, programmes and other system components contributing to Zero Hunger and other SDGs enhanced with WFP capacity strengthening support	Overall	0		≥0	0	Joint survey
Target Group: Smallholder farmers and communities - Location: Burkina Faso - Modality: Cash, Food - Subactivity: Food assistance for asset						
Consumption-based coping strategy index (average)	Female	6	<3	<6	10.66	WFP survey
	Male	6	<3	<6	9.11	WFP survey
	Overall	6	<3	<6	9.91	WFP survey
Food consumption score: Percentage of households with Acceptable Food Consumption Score	Female	37.6	>80	≥60	17.4	WFP survey
	Male	37.6	>80	≥60	22.7	WFP survey
	Overall	37.6	>80	≥60	20	WFP survey
Food consumption score: Percentage of households with Borderline Food Consumption Score	Female	49.5	<15	≥30	51.1	WFP survey
	Male	49.5	<15	≥30	51.1	WFP survey
	Overall	49.5	<15	≥30	51.1	WFP survey
Food consumption score: Percentage of households with Poor Food Consumption Score	Female	12.9	<5	≤10	31.4	WFP survey
	Male	12.9	<5	≤10	26.1	WFP survey
	Overall	12.9	<5	≤10	28.9	WFP survey
Livelihood coping strategies for food security: Percentage of households using crisis coping strategies	Female	4.2	<4	<4	16.6	WFP survey
	Male	4.2	<4	<4	19.4	WFP survey
	Overall	4.2	<4	<4	17.9	WFP survey
Livelihood coping strategies for food security: Percentage of households using emergency coping strategies	Female	14.5	<10	<10	8.6	WFP survey
	Male	14.5	<10	<10	9.6	WFP survey
	Overall	14.5	<10	<10	9.1	WFP survey
Livelihood coping strategies for food security: Percentage of households using stress coping strategies	Female	16.8	<6	<6	35.1	WFP survey
	Male	16.8	<6	<6	24.3	WFP survey
	Overall	16.8	<6	<6	29.9	WFP survey
Livelihood coping strategies for food security: Percentage of households not using livelihood based coping strategies	Female	64.6	>80	>80	39.7	WFP survey
	Male	64.6	>80	>80	46.7	WFP survey
	Overall	64.6	>80	>80	43.1	WFP survey
Percentage of targeted smallholder farmers reporting increased production of nutritious crops	Overall	0	≥80	≥80		WFP survey
Percentage of the population in targeted communities reporting benefits from an enhanced livelihood asset base	Female	40	≥90	≥70	85.6	WFP survey
	Male	40	≥90	≥70	86.3	WFP survey
	Overall	40	≥90	≥70	85.6	WFP survey
Proportion of the population in targeted communities reporting environmental benefits	Overall	40	≥90		86.2	WFP survey
Target Group: Smallholder farmers and communities - Location: Burkina Faso - Modality: Food - Subactivity: Food assistance for asset						
Percentage of targeted smallholders selling through WFP-supported farmer aggregation systems	Overall	0	≥45	≥35	17.15	Joint survey
Value of smallholder sales through WFP-supported aggregation systems (USD): Overall	Overall	0		≥1,000,000	702,322	Joint survey
Value of smallholder sales through WFP-supported aggregation systems (USD): WFP	Overall	0		≥1,000,000	702,322	Joint survey
Value of smallholder sales through WFP-supported aggregation systems (USD): Private buyers	Overall	0		≥0	0	Joint survey
Value of smallholder sales through WFP-supported aggregation systems (USD): Institutional buyers	Overall	0		≥0	0	Joint survey

Value of smallholder sales through WFP-supported aggregation systems (USD): Schools	Overall	0	≥0	0	Joint survey
---	---------	---	----	---	--------------

Strategic Outcome 05: National institutions have strengthened capacities to manage gender and shock-responsive systems, food security, nutrition and social protection programmes and policies by 2023	Root Causes
---	--------------------

Other Output

Activity 06: : Provide capacity-strengthening support including emergency response, early warning systems, supply chain, National P4P, weather insurance, nutrition-sensitive social safety net data collection and management, to national institutions and partners.

Corporate Output 4.2: Components of national emergency preparedness and response, social protection and food systems are strengthened

CSP Output 19: Food insecure and nutritionally vulnerable populations benefit from strengthened government and partners-led gender-responsive and adaptive social protection, climate and disaster risk reduction systems and supply chain mechanisms to meet their food and nutrition needs.

Output indicator	Detailed indicator	Sub Activity	Unit of measure	Planned	Actual
C.5: Number of capacity strengthening initiatives facilitated by WFP to enhance national stakeholder capacities to contribute to Zero Hunger and other SDGs	C.5.g.6: Number of training sessions/workshops organized	Unconditional Resource Transfers (CCS)	Number	1	1
C.8: Value of assets and infrastructure handed over to national stakeholders as part of WFP capacity strengthening support	C.8.1: Value of assets and infrastructure handed over to national stakeholders as part of WFP capacity strengthening support	Unconditional Resource Transfers (CCS)	US\$	917,000	921,000

Outcome Results

Activity 06: : Provide capacity-strengthening support including emergency response, early warning systems, supply chain, National P4P, weather insurance, nutrition-sensitive social safety net data collection and management, to national institutions and partners.

Outcome Indicator	Sex	Baseline	End-CSP Target	2023 Target	2023 Follow-up	Source
-------------------	-----	----------	----------------	-------------	----------------	--------

Target Group: Institutional - **Location:** Burkina Faso - **Modality:** - **Subactivity:** Emergency Preparedness Activities (CCS)

Number of national policies, strategies, programmes and other system components relating to school health and nutrition/including school feeding enhanced/developed with WFP capacity strengthening support and/or advocacy	Overall	0	≥10	≥1	1	Secondary data
---	---------	---	-----	----	---	----------------

Number of new or adapted policies and legislative instruments contributing to Zero Hunger and other SDGs endorsed with WFP capacity strengthening support	Overall	0	≥10	≥1	4	Secondary data
---	---------	---	-----	----	---	----------------

Transition strategy for school health and nutrition and school feeding developed with WFP support	Overall	0	≥10	≥1	1	Secondary data
---	---------	---	-----	----	---	----------------

Target Group: Institutional - **Location:** Burkina Faso - **Modality:** Capacity Strengthening - **Subactivity:** Emergency Preparedness Activities (CCS)

Number of people covered (WFP indirect beneficiaries) by national social protection systems or programmes to which WFP provided technical support	Overall	0	≥18,000	≥18,000	3,400	WFP programme monitoring
---	---------	---	---------	---------	-------	--------------------------

Strategic Outcome 06: Government, humanitarian and development partners in Burkina Faso have access to common services to access and operate in targeted areas throughout the year.					Crisis Response
Other Output					
Activity 07: Provide on-demand services to the Government, humanitarian and development partners including logistics coordination as well as information sharing					
Corporate Output 5.2: Partners utilize on-demand services to augment their capacity and ensure more efficient, effective and coordinated interventions					
CSP Output 21: Affected populations benefit from on-demand services and expertise provided to humanitarian and development partners to receive timely and effective humanitarian assistance.					
Output indicator	Detailed indicator	Sub Activity	Unit of measure	Planned	Actual
H.13: Number of agencies using common cash-based transfer platforms	H.13.1: Number of agencies using common cash-based transfer platforms	SC/Other Services	Number	3	3
H.5: Total value of technical assistance provided as a service to governments to establish government-to-person payments systems	H.5.1: Total value of technical assistance provided as a service to governments to establish government – to-person payments systems	SC/Other Services	US\$	20,000	17,000
H.6: Total value of cash transferred to people by WFP as a service to governments	H.6.1: Total value of cash transferred to people by WFP as a service to governments	SC/Other Services	US\$	20,000,000	0
H.8: Total value of cash transferred to people by WFP as a service to partners	H.8.1: Total value of cash transferred to people by WFP as a service to partners	SC/Other Services	US\$	24,000	24,024
Activity 09: Provide Humanitarian Air Services to National Disaster Management Offices and other relevant partners to access areas of humanitarian interventions.					
Corporate Output 5.1: Governments and humanitarian actors utilize mandated services in crisis-settings to set-up, manage and deliver response and services					
CSP Output 23: Affected populations benefit from the humanitarian air services provided to national disaster management cells, humanitarian agencies and partners to receive timely and effective humanitarian assistance.					
Output indicator	Detailed indicator	Sub Activity	Unit of measure	Planned	Actual
H.10: Percentage of cargo capacity offered against total capacity requested	H.10.1: Percentage of cargo capacity offered against total capacity requested	Common Air Transport Services	%	100	94
H.17: Number of destinations/service locations served	H.17.4: Number of locations where UNHAS operations were established	Common Air Transport Services	Number	17	32
H.23: Number of active UNHAS user organizations	H.23.1: Total number of active UNHAS users' organizations	Common Air Transport Services	Number	90	159
H.24: Number of timely medical and security evacuations performed	H.24.1: Number of timely evacuated passengers for medical and for security reasons	Common Air Transport Services	Number	5	42
H.4: Total volume of cargo transported	H.4.1: Quantity (mt) of cargo transported	Common Air Transport Services	MT	700	1,231
H.7: Total number of passengers transported	H.7.1: Number of passengers transported	Common Air Transport Services	Individual	1,600	27,501

Outcome Results

Activity 09: Provide Humanitarian Air Services to National Disaster Management Offices and other relevant partners to access areas of humanitarian interventions.

Outcome Indicator	Sex	Baseline	End-CSP Target	2023 Target	2023 Follow-up	Source
Target Group: 06: Government, humanitarian and development partners in Burkina Faso have access to common services to access and operate in targeted areas throughout the year. - Location: Burkina Faso - Modality: Capacity Strengthening - Subactivity: Common Air Transport Services						
Percentage of users satisfied with services provided	Overall	0	>95	>90	94.5	WFP programme monitoring

Activity 10: Provide logistics expertise and coordination services to partners in absence of alternatives to ensure humanitarian assistance as well as other supply chain services in order to support effective and efficient humanitarian response.

Outcome Indicator	Sex	Baseline	End-CSP Target	2023 Target	2023 Follow-up	Source
Target Group: Government, humanitarian and development partners - Location: Burkina Faso - Modality: Capacity Strengthening - Subactivity: Service Delivery						
Percentage of users satisfied with services provided	Overall	87	>90	>90	82	WFP programme monitoring

Cross-cutting Indicators

Nutrition integration indicators

Nutrition integration indicators						
Cross-cutting indicators at Activity level						
Activity 01: Provide an integrated assistance package including food assistance (conditional and/or unconditional), school meals, and specialized nutritious food to refugees, IDPs, host population, children and PLW/Gs affected by climate shocks, conflicts and other disruptions						
CrossCutting Indicator	Sex	Baseline	End-CSP Target	2023 Target	2023 Follow-up	Source
Target Group: CH & PWLB - Location: Burkina Faso - Modality: Capacity Strengthening, Cash, Commodity Voucher, Food, Value Voucher, Value voucher transfer for services - Subactivity: Prevention of acute malnutrition						
Percentage of WFP beneficiaries who benefit from a nutrition-sensitive programme component	Female	0	≥13	≥7	7.62	WFP programme monitoring WFP programme monitoring WFP programme monitoring
	Male	0	≥8	≥5	2.51	
	Overall	0	≥21	≥12	4.95	
Percentage of people supported by WFP operations and services who are able to meet their nutritional needs through an effective combination of fortified food, specialized nutritious products and actions to support diet diversification	Overall	0	≥45	≥40	26.11	WFP programme monitoring

Environmental sustainability indicators

Environmental sustainability indicators						
Cross-cutting indicators at Activity level						
Activity 01: Provide an integrated assistance package including food assistance (conditional and/or unconditional), school meals, and specialized nutritious food to refugees, IDPs, host population, children and PLW/Gs affected by climate shocks, conflicts and other disruptions						
CrossCutting Indicator	Sex	Baseline	End-CSP Target	2023 Target	2023 Follow-up	Source
Target Group: Beneficiaries - Location: Burkina Faso - Modality: - - Subactivity: Unconditional Resource Transfers (CCS)						
Proportion of field-level agreements (FLAs)/memorandums of understanding (MOUs)/construction contracts (CCs) for CSP activities screened for environmental and social risks	Overall	0	=100	=100	0	Secondary data
Activity 02: Provide school meals to vulnerable children during the primary school year, including take home rations for girls						
CrossCutting Indicator	Sex	Baseline	End-CSP Target	2023 Target	2023 Follow-up	Source
Target Group: Beneficiaries - Location: Burkina Faso - Modality: Cash, Food - Subactivity: School Based Programmes (CCS)						
Proportion of field-level agreements (FLAs)/memorandums of understanding (MOUs)/construction contracts (CCs) for CSP activities screened for environmental and social risks	Overall	0	=100	=100	0	Secondary data
Activity 04: Support beneficiaries through the provision of specialized nutritious food and integrated programmes (including SBCC) to manage acute malnutrition and prevent stunting						
CrossCutting Indicator	Sex	Baseline	End-CSP Target	2023 Target	2023 Follow-up	Source
Target Group: Beneficiaries - Location: Burkina Faso - Modality: - - Subactivity: Malnutrition Prevention (CCS)						
Proportion of field-level agreements (FLAs)/memorandums of understanding (MOUs)/construction contracts (CCs) for CSP activities screened for environmental and social risks	Overall	0	=100	=100	0	Secondary data
Activity 05: Support targeted groups through livelihood and asset creation, gender-responsive and nutrition sensitive value chain development, weather insurance schemes, and innovative production technologies and practices						
CrossCutting Indicator	Sex	Baseline	End-CSP Target	2023 Target	2023 Follow-up	Source
Target Group: Beneficiaries - Location: Burkina Faso - Modality: Capacity Strengthening, Cash, Food, Value voucher transfer for services - Subactivity: Other Climate adaptation and risk management Activities						
Proportion of field-level agreements (FLAs)/memorandums of understanding (MOUs)/construction contracts (CCs) for CSP activities screened for environmental and social risks	Overall	0	=100	=100	25	Secondary data

Gender equality and women's empowerment indicators

Gender equality and women's empowerment indicators						
Cross-cutting indicators at CSP level						
CrossCutting Indicator	Sex	Baseline	End-CSP Target	2023 Target	2023 Follow-up	Source
Percentage of food assistance decision making entity members who are women	Overall	75	≥80	≥75	50	WFP programme monitoring

Gender equality and women's empowerment indicators						
Cross-cutting indicators at Activity level						
Activity 01: Provide an integrated assistance package including food assistance (conditional and/or unconditional), school meals, and specialized nutritious food to refugees, IDPs, host population, children and PLW/Gs affected by climate shocks, conflicts and other disruptions						
CrossCutting Indicator	Sex	Baseline	End-CSP Target	2023 Target	2023 Follow-up	Source
Target Group: Beneficiaries - Location: Burkina Faso - Modality: Cash, Food - Subactivity: General Distribution						
Percentage of households where women, men, or both women and men make decisions on the use of food/cash/vouchers, disaggregated by transfer modality - <i>Decisions jointly made by women and men</i>	Overall	14	≥60	≥40	17.9	WFP survey
Percentage of households where women, men, or both women and men make decisions on the use of food/cash/vouchers, disaggregated by transfer modality - <i>Decisions made by men</i>	Overall	77	≥20	≥20	33.6	WFP survey
Percentage of households where women, men, or both women and men make decisions on the use of food/cash/vouchers, disaggregated by transfer modality - <i>Decisions made by women</i>	Overall	9	≥20	≥30	48.5	WFP survey

Protection indicators

Protection indicators						
Cross-cutting indicators at CSP level						
CrossCutting Indicator	Sex	Baseline	End-CSP Target	2023 Target	2023 Follow-up	Source
Country office meets or exceeds UNDIS entity accountability framework standards concerning accessibility (QCPR)	Overall	Approaching		Approaching	Approaching	Joint survey
Number of women, men, boys and girls with disabilities accessing food/cash-based transfers/commodity vouchers/capacity strengthening services	Female	10,000		=0	18,339	Joint survey
	Male	10,000		=0	17,621	Joint survey
	Overall	20,000		=0	35,960	Joint survey

Protection indicators						
Cross-cutting indicators at Activity level						
Activity 01: Provide an integrated assistance package including food assistance (conditional and/or unconditional), school meals, and specialized nutritious food to refugees, IDPs, host population, children and PLW/Gs affected by climate shocks, conflicts and other disruptions						
CrossCutting Indicator	Sex	Baseline	End-CSP Target	2023 Target	2023 Follow-up	Source
Target Group: Beneficiaries - Location: Burkina Faso - Modality: Cash, Food - Subactivity: General Distribution						
Percentage of beneficiaries reporting no safety concerns experienced as a result of their engagement in WFP programmes	Female	86	>90	>80	98.18	WFP survey
	Male	87	>90	>80	98.89	WFP survey
	Overall	86	>90	>80	98.5	WFP survey
Percentage of beneficiaries who report being treated with respect as a result of their engagement in programmes	Female	97	>90	>80	100	WFP survey
	Male	97	>90	>80	100	WFP survey
	Overall	97	>90	>80	100	WFP survey
Percentage of beneficiaries who report they experienced no barriers to accessing food and nutrition assistance	Female	68	>90	>80	98.18	WFP survey
	Male	75	>90	>80	98.89	WFP survey
	Overall	74	>90	>80	98.5	WFP survey
Activity 02: Provide school meals to vulnerable children during the primary school year, including take home rations for girls						
CrossCutting Indicator	Sex	Baseline	End-CSP Target	2023 Target	2023 Follow-up	Source
Target Group: CHILDREN - Location: Burkina Faso - Modality: Food - Subactivity: School feeding (on-site)						
Percentage of beneficiaries reporting no safety concerns experienced as a result of their engagement in WFP programmes	Female	0	=100	≥95	99.82	WFP
	Male	0	=100	≥95	99.18	programme monitoring
	Overall	0	=100	≥95	99.52	WFP programme monitoring
Percentage of beneficiaries who report being treated with respect as a result of their engagement in programmes	Female	0	=100	≥98	99.82	WFP
	Male	0	=100	≥98	99.18	programme monitoring
	Overall	0	=100	≥98	99.52	WFP programme monitoring
Percentage of beneficiaries who report they experienced no barriers to accessing food and nutrition assistance	Female	0	=100	≥95	99.09	WFP
	Male	0	=100	≥95	99.39	programme monitoring
	Overall	0	=100	≥95	99.23	WFP programme monitoring
Activity 03: Provide assistance through CBT to beneficiaries targeted by government social safety nets including capacity strengthening for adolescent girls						
CrossCutting Indicator	Sex	Baseline	End-CSP Target	2023 Target	2023 Follow-up	Source
Target Group: ALL - Location: Burkina Faso - Modality: Cash - Subactivity: HIV/TB Mitigation & Safety Nets						

Percentage of beneficiaries reporting no safety concerns experienced as a result of their engagement in WFP programmes	Female	0	>90	>90	100	WFP
	Male	0	>90	>90	100	programme monitoring
	Overall	0	>90	>90	100	WFP programme monitoring
Percentage of beneficiaries who report being treated with respect as a result of their engagement in programmes	Female	0	=100	>90	100	WFP
	Male	0	=100	>90	100	programme monitoring
	Overall	0	=100	>90	100	WFP programme monitoring
Percentage of beneficiaries who report they experienced no barriers to accessing food and nutrition assistance	Female	0	>90	>90	100	WFP
	Male	0	>90	>90	100	programme monitoring
	Overall	0	>90	>90	100	WFP programme monitoring

Activity 04: Support beneficiaries through the provision of specialized nutritious food and integrated programmes (including SBCC) to manage acute malnutrition and prevent stunting

CrossCutting Indicator	Sex	Baseline	End-CSP Target	2023 Target	2023 Follow-up	Source
Target Group: CH & PLW/Gs - Location: Burkina Faso - Modality: Food - Subactivity: Treatment of moderate acute malnutrition						
Percentage of beneficiaries reporting no safety concerns experienced as a result of their engagement in WFP programmes	Female	86	>90	>80	98.18	WFP
	Male	87	>90	>80	98.89	programme monitoring
	Overall	86	>90	>80	98.5	WFP programme monitoring
Percentage of beneficiaries who report being treated with respect as a result of their engagement in programmes	Female	97	>90	>80	100	WFP
	Male	97	>90	>80	100	programme monitoring
	Overall	97	>90	>80	100	WFP programme monitoring
Percentage of beneficiaries who report they experienced no barriers to accessing food and nutrition assistance	Female	78	>90	>80	98.18	WFP
	Male	75	>90	>80	98.89	programme monitoring
	Overall	74	>90	>80	98.5	WFP programme monitoring

Activity 05: Support targeted groups through livelihood and asset creation, gender-responsive and nutrition sensitive value chain development, weather insurance schemes, and innovative production technologies and practices

CrossCutting Indicator	Sex	Baseline	End-CSP Target	2023 Target	2023 Follow-up	Source
Target Group: ALL - Location: Burkina Faso - Modality: Cash, Food - Subactivity: Food assistance for asset						
Percentage of beneficiaries reporting no safety concerns experienced as a result of their engagement in WFP programmes	Female	0	=100	>90	99.49	WFP
	Male	0	=100	>90	98.58	programme monitoring
	Overall	0	=100	>90	99.02	WFP programme monitoring
Percentage of beneficiaries who report being treated with respect as a result of their engagement in programmes	Female	0	=100	>90	99.59	WFP
	Male	0	=100	>90	99.25	programme monitoring
	Overall	0	=100	>90	99.41	WFP programme monitoring
Percentage of beneficiaries who report they experienced no barriers to accessing food and nutrition assistance	Female	0	=100	≥90	99.59	WFP
	Male	0	=100	≥90	99.25	programme monitoring
	Overall	0	=100	≥90	99.41	WFP programme monitoring

Accountability to Affected Population indicators

Accountability indicators						
Cross-cutting indicators at CSP level						
CrossCutting Indicator	Sex	Baseline	End-CSP Target	2023 Target	2023 Follow-up	Source
Country office has a functioning community feedback mechanism	Overall	Yes	Yes	Yes	Yes	WFP survey
Country office has an action plan on community engagement	Overall	No	Yes	No	Yes	Joint survey
Country office meets or exceeds United Nations Disability Inclusion Strategy (UNDIS) standards on consulting organizations of persons with disabilities (QCPR)	Overall	Missing	Meeting	Meeting	Meeting	Joint survey
Number of children and adults who have access to a safe and accessible channel to report sexual exploitation and abuse by humanitarian, development, protection and/or other personnel who provide assistance to affected populations (IOM, OHCHR, UNDP)	Female	0	≥2000000	≥1,500,000	1,535,775	WFP survey
	Male	0	≥2000000	≥1,500,000	1,404,397	WFP survey
	Overall	0	≥4000000	≥3,000,000	2,940,172	WFP survey

Accountability indicators						
Cross-cutting indicators at Activity level						
Activity 01: Provide an integrated assistance package including food assistance (conditional and/or unconditional), school meals, and specialized nutritious food to refugees, IDPs, host population, children and PLW/Gs affected by climate shocks, conflicts and other disruptions						
CrossCutting Indicator	Sex	Baseline	End-CSP Target	2023 Target	2023 Follow-up	Source
Target Group: All - Location: Burkina Faso - Modality: Capacity Strengthening, Cash, Commodity Voucher, Food, Value Voucher, Value voucher transfer for services - Subactivity: General Distribution						
Number of children and adults who have access to a safe and accessible channel to report sexual exploitation and abuse by humanitarian, development, protection and/or other personnel who provide assistance to affected populations (IOM, OHCHR, UNDP)	Female	0	≥2000000	≥1,000,000	900,000	WFP survey
	Male	0	≥2000000	≥1,000,000	800,000	WFP survey
	Overall	0	≥4000000	≥2,000,000	1,700,000	WFP survey
Target Group: Beneficiaries - Location: Burkina Faso - Modality: Cash, Food - Subactivity: General Distribution						
Percentage of beneficiaries reporting they were provided with accessible information about WFP programmes, including PSEA	Female	71	≥80	≥80	90.91	WFP survey
	Male	76	≥80	≥80	88.89	WFP survey
	Overall	73	≥80	≥80	90	WFP survey

Cover page photo © WFP/Cheick Omar Bandaogo

Rice plant cultivation in a lowland

World Food Programme

Contact info

Elvira Pruscini

elvira.pruscini@wfp.org

Financial Section

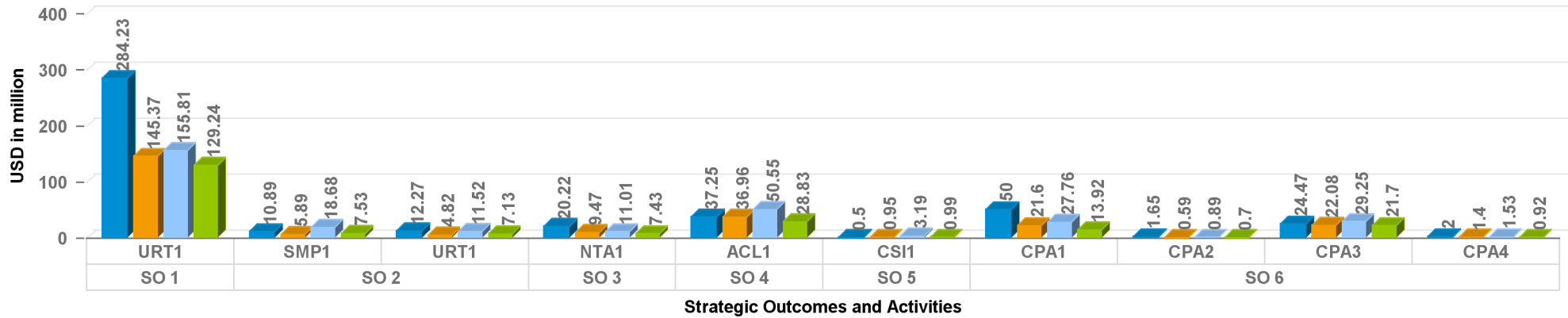
Financial information is taken from WFP's financial records which have been submitted to WFP's auditors.

Annual Country Report

Burkina Faso Country Portfolio Budget 2023 (2019-2025)

Annual Financial Overview for the period 1 January to 31 December 2023 (Amount in USD)

Annual CPB Overview



■ Needs Based Plan ■ Implementation Plan ■ Available Resources ■ Expenditures

Code	Activity Code	Country Activity Long Description
SO 1	URT1	Crisis affected populations, including refugees, IDPs and host communities in targeted areas are able to meet their basic food and nutrition needs during and in the aftermath of a crisis
SO 2	SMP1	Food insecure populations including school-age children, in targeted areas have access to adequate and nutritious food all year-round
SO 3	URT1	Nutritionally vulnerable populations including children aged 6-59 months, pregnant and lactating women and girls (PLW/Gs), antiretroviral therapy (ART) clients, in targeted areas have improved nutritional status all year round.
SO 4	NTA1	Smallholder farmers and communities in targeted areas, including those affected by recurrent climate shocks, have more resilient livelihoods and sustainable food systems by 2023
SO 5	SPS1	National institutions have strengthened capacities to manage gender and shock-responsive systems, food security, nutrition and social protection programmes and policies by 2023
SO 6	ETC1	Government, humanitarian and development partners in Burkina Faso have access to common services to access and operate in targeted areas throughout the year.
SO 1	URT1	Provide an integrated assistance package including food assistance (conditional and/or unconditional), school meals, and specialized nutritious food to refugees, IDPs, host population, children and PLW/Gs affected by climate shocks, conflicts and other disruptions
SO 2	SMP1	Provide school meals to vulnerable children during the primary school year, including take home rations for girls
SO 2	URT1	Provide assistance through CBT to beneficiaries targeted by government social safety nets including capacity strengthening for adolescent girls
SO 3	NTA1	Support beneficiaries through the provision of specialized nutritious food and integrated programmes (including SBCC) to manage acute malnutrition and prevent stunting
SO 4	HIS1	Support targeted groups through livelihood and asset creation, gender-responsive and nutrition sensitive value chain development, weather insurance schemes, and innovative production technologies and practices
SO 5	SPS1	: Provide capacity-strengthening support including emergency response, early warning systems, supply chain, National P4P, weather insurance, nutrition-sensitive social safety net data collection and management, to national institutions and partners.
SO 6	ETC1	Provide technical assistance through the Emergency Telecommunications Sector/cluster to National Disaster Management Offices and other relevant partners to strengthen emergency communication and coordination mechanisms.
SO 6	HAS1	Provide Humanitarian Air Services to National Disaster Management Offices and other relevant partners to access areas of humanitarian interventions.
SO 6	LCS1	Provide logistics expertise and coordination services to partners in absence of alternatives to ensure humanitarian assistance as well as other supply chain services in order to support effective and efficient humanitarian response.
SO 6	ODS1	Provide on-demand services to the Government, humanitarian and development partners including logistics coordination as well as information sharing

Annual Country Report

Burkina Faso Country Portfolio Budget 2023 (2019-2025)

Annual Financial Overview for the period 1 January to 31 December 2023 (Amount in USD)

SDG Target	Strategic Outcome	Country Activity Description	Needs Based Plan	Implementation Plan	Available Resources	Expenditures
2.1	Crisis affected populations, including refugees, IDPs and host communities in targeted areas are able to meet their basic food and nutrition needs during and in the aftermath of a crisis	Provide an integrated assistance package including food assistance (conditional and/or unconditional), school meals, and specialized nutritious food to refugees, IDPs, host population, children and PLW/Gs affected by climate shocks, conflicts and other disruptions	284,225,680	145,373,623	155,813,030	129,238,110
		Non Activity Specific	0	0	423,076	0
	Food insecure populations including school-age children, in targeted areas have access to adequate and nutritious food all year-round	Provide assistance through CBT to beneficiaries targeted by government social safety nets including capacity strengthening for adolescent girls	12,268,374	4,822,907	11,517,237	7,131,502
		Provide school meals to vulnerable children during the primary school year, including take home rations for girls	10,891,001	5,891,792	18,680,659	7,528,465
		Non Activity Specific	0	0	16,375	0
	Non SO Specific	Non Activity Specific	0	0	0	0
	Subtotal SDG Target 2.1 Access to Food (SDG Target 2.1)			307,385,056	156,088,322	186,450,377

Annual Country Report

Burkina Faso Country Portfolio Budget 2023 (2019-2025)

Annual Financial Overview for the period 1 January to 31 December 2023 (Amount in USD)

SDG Target	Strategic Outcome	Country Activity Description	Needs Based Plan	Implementation Plan	Available Resources	Expenditures
2.2	Nutritionally vulnerable populations including children aged 6-59 months, pregnant and lactating women and girls (PLW/Gs), antiretroviral therapy (ART) clients, in targeted areas have improved nutritional status all year round.	Support beneficiaries through the provision of specialized nutritious food and integrated programmes (including SBCC) to manage acute malnutrition and prevent stunting	20,218,961	9,465,569	11,005,148	7,434,770
		Non Activity Specific	0	0	363,003	0
Subtotal SDG Target 2.2 End Malnutrition (SDG Target 2.2)			20,218,961	9,465,569	11,368,152	7,434,770
2.4	Smallholder farmers and communities in targeted areas, including those affected by recurrent climate shocks, have more resilient livelihoods and sustainable food systems by 2023	Support targeted groups through livelihood and asset creation, gender-responsive and nutrition sensitive value chain development, weather insurance schemes, and innovative production technologies and practices	37,249,008	36,957,664	50,553,127	28,827,316
		Non Activity Specific	0	0	125,393	0
Subtotal SDG Target 2.4 Sustainable Food System (SDG Target 2.4)			37,249,008	36,957,664	50,678,520	28,827,316

This computer generated report is certified by the Chief of Contribution Accounting and Donor Financial Reporting Branch (FINC)

Annual Country Report

Burkina Faso Country Portfolio Budget 2023 (2019-2025)

Annual Financial Overview for the period 1 January to 31 December 2023 (Amount in USD)

SDG Target	Strategic Outcome	Country Activity Description	Needs Based Plan	Implementation Plan	Available Resources	Expenditures
17.9	National institutions have strengthened capacities to manage gender and shock-responsive systems, food security, nutrition and social protection programmes and policies by 2023	: Provide capacity-strengthening support including emergency response, early warning systems, supply chain, National P4P, weather insurance, nutrition-sensitive social safety net data collection and management, to national institutions and partners.	500,000	946,297	3,193,712	994,406
		Non Activity Specific	0	0	9,161	0
Subtotal SDG Target 17.9 Capacity Building (SDG Target 17.9)			500,000	946,297	3,202,872	994,406

Annual Country Report

Burkina Faso Country Portfolio Budget 2023 (2019-2025)

Annual Financial Overview for the period 1 January to 31 December 2023 (Amount in USD)

SDG Target	Strategic Outcome	Country Activity Description	Needs Based Plan	Implementation Plan	Available Resources	Expenditures
17.16	Government, humanitarian and development partners in Burkina Faso have access to common services to access and operate in targeted areas throughout the year.	Provide Humanitarian Air Services to National Disaster Management Offices and other relevant partners to access areas of humanitarian interventions.	24,474,878	22,077,686	29,245,732	21,701,110
		Provide logistics expertise and coordination services to partners in absence of alternatives to ensure humanitarian assistance as well as other supply chain services in order to support effective and efficient humanitarian response.	2,000,000	1,396,644	1,526,422	916,206
		Provide on-demand services to the Government, humanitarian and development partners including logistics coordination as well as information sharing	50,000,000	21,595,672	27,763,069	13,921,710
		Provide technical assistance through the Emergency Telecommunications Sector/ cluster to National Disaster Management Offices and other relevant partners to strengthen emergency communication and coordination mechanisms.	1,650,000	585,739	889,824	698,267
Subtotal SDG Target 17.16 Global Partnership (SDG Target 17.16)			78,124,878	45,655,741	59,425,048	37,237,293
	Non SO Specific	Non Activity Specific	0	0	2,562,994	0
Subtotal SDG Target			0	0	2,562,994	0
Total Direct Operational Cost			443,477,903	249,113,593	313,687,963	218,391,862
Direct Support Cost (DSC)			15,601,742	11,000,000	13,298,723	9,319,326
Total Direct Costs			459,079,645	260,113,593	326,986,686	227,711,189

This computer generated report is certified by the Chief of Contribution Accounting and Donor Financial Reporting Branch (FINC)

Annual Country Report

Burkina Faso Country Portfolio Budget 2023 (2019-2025)

Annual Financial Overview for the period 1 January to 31 December 2023 (Amount in USD)

SDG Target	Strategic Outcome	Country Activity Description	Needs Based Plan	Implementation Plan	Available Resources	Expenditures
			26,475,841	15,441,682	9,699,218	9,699,218
			485,555,485	275,555,275	336,685,904	237,410,406



Wanee Piyabongkarn

Chief

Contribution Accounting and Donor Financial Reporting Branch

Columns Definition

Needs Based Plan

Latest annual approved version of operational needs as of December of the reporting year. WFP's needs-based plans constitute an appeal for resources to implement operations which are designed based on needs assessments undertaken in collaboration with government counterparts and partners

Implementation Plan

Implementation Plan as of January of the reporting period which represents original operational prioritized needs taking into account funding forecasts of available resources and operational challenges

Available Resources

Unspent Balance of Resources carried forward, Allocated contribution in the current year, Advances and Other resources in the current year. It excludes contributions that are stipulated by donor for use in future years

Expenditures

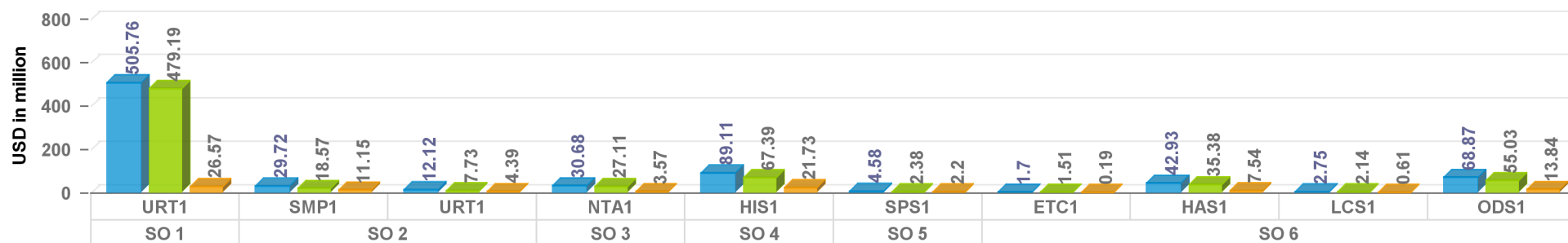
Monetary value of goods and services received and recorded within the reporting year

Annual Country Report

Burkina Faso Country Portfolio Budget 2023 (2019-2025)

Cumulative Financial Overview as at 31 December 2023 (Amount in USD)

Cumulative CPB Overview



Strategic Outcomes and Activities

■ Allocated Resources ■ Expenditures ■ Balance of Resources

Code	Strategic Outcome
SO 1	Crisis affected populations, including refugees, IDPs and host communities in targeted areas are able to meet their basic food and nutrition needs during and in the aftermath of a crisis
SO 2	Food insecure populations including school-age children, in targeted areas have access to adequate and nutritious food all year-round
SO 3	Nutritionally vulnerable populations including children aged 6-59 months, pregnant and lactating women and girls (PLW/Gs), antiretroviral therapy (ART) clients, in targeted areas have improved nutritional status all year round.
SO 4	Smallholder farmers and communities in targeted areas, including those affected by recurrent climate shocks, have more resilient livelihoods and sustainable food systems by 2023
SO 5	National institutions have strengthened capacities to manage gender and shock-responsive systems, food security, nutrition and social protection programmes and policies by 2023
SO 6	Government, humanitarian and development partners in Burkina Faso have access to common services to access and operate in targeted areas throughout the year.

Code	Activity Code	Country Activity - Long Description
SO 1	URT1	Provide an integrated assistance package including food assistance (conditional and/or unconditional), school meals, and specialized nutritious food to refugees, IDPs, host population, children and PLW/Gs affected by climate shocks, conflicts and other disruptions
SO 2	SMP1	Provide school meals to vulnerable children during the primary school year, including take home rations for girls
SO 2	URT1	Provide assistance through CBT to beneficiaries targeted by government social safety nets including capacity strengthening for adolescent girls
SO 3	NTA1	Support beneficiaries through the provision of specialized nutritious food and integrated programmes (including SBCC) to manage acute malnutrition and prevent stunting
SO 4	HIS1	Support targeted groups through livelihood and asset creation, gender-responsive and nutrition sensitive value chain development, weather insurance schemes, and innovative production technologies and practices
SO 5	SPS1	: Provide capacity-strengthening support including emergency response, early warning systems, supply chain, National P4P, weather insurance, nutrition-sensitive social safety net data collection and management, to national institutions and partners.
SO 6	ETC1	Provide technical assistance through the Emergency Telecommunications Sector/cluster to National Disaster Management Offices and other relevant partners to strengthen emergency communication and coordination mechanisms.
SO 6	HAS1	Provide Humanitarian Air Services to National Disaster Management Offices and other relevant partners to access areas of humanitarian interventions.
SO 6	LCS1	Provide logistics expertise and coordination services to partners in absence of alternatives to ensure humanitarian assistance as well as other supply chain services in order to support effective and efficient humanitarian response.

Annual Country Report

Burkina Faso Country Portfolio Budget 2023 (2019-2025)

Cumulative Financial Overview as at 31 December 2023 (Amount in USD)

Code	Activity Code	Country Activity - Long Description
SO 6	ODS1	Provide on-demand services to the Government, humanitarian and development partners including logistics coordination as well as information sharing

Annual Country Report

Burkina Faso Country Portfolio Budget 2023 (2019-2025)

Cumulative Financial Overview as at 31 December 2023 (Amount in USD)

SDG Target	Strategic Outcome	Country Activity Description	Needs Based Plan	Allocated Contributions	Advance and Allocation	Allocated Resources	Expenditures	Balance of Resources
2.1	Crisis affected populations, including refugees, IDPs and host communities in targeted areas are able to meet their basic food and nutrition needs during and in the aftermath of a crisis	Provide an integrated assistance package including food assistance (conditional and/or unconditional), school meals, and specialized nutritious food to refugees, IDPs, host population, children and PLW/Gs affected by climate shocks, conflicts and other disruptions	961,286,530	490,802,028	14,962,445	505,764,472	479,189,553	26,574,920
		Non Activity Specific	0	423,076	0	423,076	0	423,076
	Food insecure populations including school-age children, in targeted areas have access to adequate and nutritious food all year-round	Provide assistance through CBT to beneficiaries targeted by government social safety nets including capacity strengthening for adolescent girls	23,062,099	12,119,396	0	12,119,396	7,733,661	4,385,735
		Provide school meals to vulnerable children during the primary school year, including take home rations for girls	36,844,310	29,718,261	0	29,718,261	18,566,067	11,152,194

This computer generated report is certified by the Chief of Contribution Accounting and Donor Financial Reporting Branch (FINC)

Annual Country Report

Burkina Faso Country Portfolio Budget 2023 (2019-2025)

Cumulative Financial Overview as at 31 December 2023 (Amount in USD)

SDG Target	Strategic Outcome	Country Activity Description	Needs Based Plan	Allocated Contributions	Advance and Allocation	Allocated Resources	Expenditures	Balance of Resources
2.1	Food insecure populations including school-age children, in targeted areas have access to adequate and nutritious food all year-round	Non Activity Specific	0	16,375	0	16,375	0	16,375
	Non SO Specific	Non Activity Specific	0	0	0	0	0	0
Subtotal SDG Target 2.1 Access to Food (SDG Target 2.1)			1,021,192,939	533,079,135	14,962,445	548,041,580	505,489,280	42,552,300
2.2	Nutritionally vulnerable populations including children aged 6-59 months, pregnant and lactating women and girls (PLW/Gs), antiretroviral therapy (ART) clients, in targeted areas have improved nutritional status all year round.	Support beneficiaries through the provision of specialized nutritious food and integrated programmes (including SBCC) to manage acute malnutrition and prevent stunting	53,706,452	30,677,721	0	30,677,721	27,107,343	3,570,379
		Non Activity Specific	0	363,003	0	363,003	0	363,003
Subtotal SDG Target 2.2 End Malnutrition (SDG Target 2.2)			53,706,452	31,040,724	0	31,040,724	27,107,343	3,933,382

This computer generated report is certified by the Chief of Contribution Accounting and Donor Financial Reporting Branch (FINC)

Annual Country Report

Burkina Faso Country Portfolio Budget 2023 (2019-2025)

Cumulative Financial Overview as at 31 December 2023 (Amount in USD)

SDG Target	Strategic Outcome	Country Activity Description	Needs Based Plan	Allocated Contributions	Advance and Allocation	Allocated Resources	Expenditures	Balance of Resources
2.4	Smallholder farmers and communities in targeted areas, including those affected by recurrent climate shocks, have more resilient livelihoods and sustainable food systems by 2023	Support targeted groups through livelihood and asset creation, gender-responsive and nutrition sensitive value chain development, weather insurance schemes, and innovative production technologies and practices	125,562,305	89,111,395	0	89,111,395	67,385,584	21,725,811
		Non Activity Specific	0	125,393	0	125,393	0	125,393
Subtotal SDG Target 2.4 Sustainable Food System (SDG Target 2.4)			125,562,305	89,236,788	0	89,236,788	67,385,584	21,851,204

This computer generated report is certified by the Chief of Contribution Accounting and Donor Financial Reporting Branch (FINC)

Annual Country Report

Burkina Faso Country Portfolio Budget 2023 (2019-2025)

Cumulative Financial Overview as at 31 December 2023 (Amount in USD)

SDG Target	Strategic Outcome	Country Activity Description	Needs Based Plan	Allocated Contributions	Advance and Allocation	Allocated Resources	Expenditures	Balance of Resources
17.9	National institutions have strengthened capacities to manage gender and shock-responsive systems, food security, nutrition and social protection programmes and policies by 2023	: Provide capacity-strengthening support including emergency response, early warning systems, supply chain, National P4P, weather insurance, nutrition-sensitive social safety net data collection and management, to national institutions and partners.	7,148,227	4,579,641	0	4,579,641	2,380,335	2,199,306
		Non Activity Specific	0	9,161	0	9,161	0	9,161
Subtotal SDG Target 17.9 Capacity Building (SDG Target 17.9)			7,148,227	4,588,801	0	4,588,801	2,380,335	2,208,467

This computer generated report is certified by the Chief of Contribution Accounting and Donor Financial Reporting Branch (FINC)

Annual Country Report

Burkina Faso Country Portfolio Budget 2023 (2019-2025)

Cumulative Financial Overview as at 31 December 2023 (Amount in USD)

SDG Target	Strategic Outcome	Country Activity Description	Needs Based Plan	Allocated Contributions	Advance and Allocation	Allocated Resources	Expenditures	Balance of Resources
17.16	Government, humanitarian and development partners in Burkina Faso have access to common services to access and operate in targeted areas throughout the year.	Provide Humanitarian Air Services to National Disaster Management Offices and other relevant partners to access areas of humanitarian interventions.	40,213,632	42,928,280	0	42,928,280	35,383,659	7,544,622
		Provide logistics expertise and coordination services to partners in absence of alternatives to ensure humanitarian assistance as well as other supply chain services in order to support effective and efficient humanitarian response.	5,043,936	2,747,662	0	2,747,662	2,137,446	610,216
		Provide on-demand services to the Government, humanitarian and development partners including logistics coordination as well as information sharing	80,570,859	68,871,592	0	68,871,592	55,030,233	13,841,360
		Provide technical assistance through the Emergency Telecommunications Sector/ cluster to National Disaster Management Offices and other relevant partners to strengthen emergency communication and coordination mechanisms.	6,550,035	1,699,918	0	1,699,918	1,508,360	191,558
Subtotal SDG Target 17.16 Global Partnership (SDG Target 17.16)			132,378,462	116,247,453	0	116,247,453	94,059,698	22,187,755

This computer generated report is certified by the Chief of Contribution Accounting and Donor Financial Reporting Branch (FINC)

Annual Country Report

Burkina Faso Country Portfolio Budget 2023 (2019-2025)

Cumulative Financial Overview as at 31 December 2023 (Amount in USD)

SDG Target	Strategic Outcome	Country Activity Description	Needs Based Plan	Allocated Contributions	Advance and Allocation	Allocated Resources	Expenditures	Balance of Resources
	Non SO Specific	Non Activity Specific	0	2,562,994	0	2,562,994	0	2,562,994
Subtotal SDG Target			0	2,562,994	0	2,562,994	0	2,562,994
Total Direct Operational Cost			1,339,988,385	776,755,895	14,962,445	791,718,340	696,422,239	95,296,101
Direct Support Cost (DSC)			48,692,825	33,510,905	624,291	34,135,195	30,155,799	3,979,397
Total Direct Costs			1,388,681,210	810,266,800	15,586,736	825,853,536	726,578,038	99,275,498
Indirect Support Cost (ISC)			84,826,178	46,147,995		46,147,995	46,147,995	0
Grand Total			1,473,507,388	856,414,795	15,586,736	872,001,531	772,726,033	99,275,498

This donor financial report is interim



Wanee Piyabongkarn
Chief

Contribution Accounting and Donor Financial Reporting Branch

Columns Definition

Needs Based Plan

Latest approved version of operational needs. WFP's needs-based plans constitute an appeal for resources to implement operations which are designed based on needs assessments undertaken in collaboration with government counterparts and partners

Allocated Contributions

Allocated contributions include confirmed contributions with exchange rate variations, multilateral contributions, miscellaneous income, resource transferred, cost recovery and other financial adjustments (e.g. refinancing). It excludes internal advance and allocation and contributions that are stipulated by donor for use in future years.

Advance and allocation

Internal advanced/allocated resources but not repaid. This includes different types of internal advance (Internal Project Lending or Macro-advance Financing) and allocation (Immediate Response Account)

Allocated Resources

Sum of Allocated Contributions, Advance and Allocation

Expenditures

Cumulative monetary value of goods and services received and recorded within the reporting period

Balance of Resources

Allocated Resources minus Expenditures